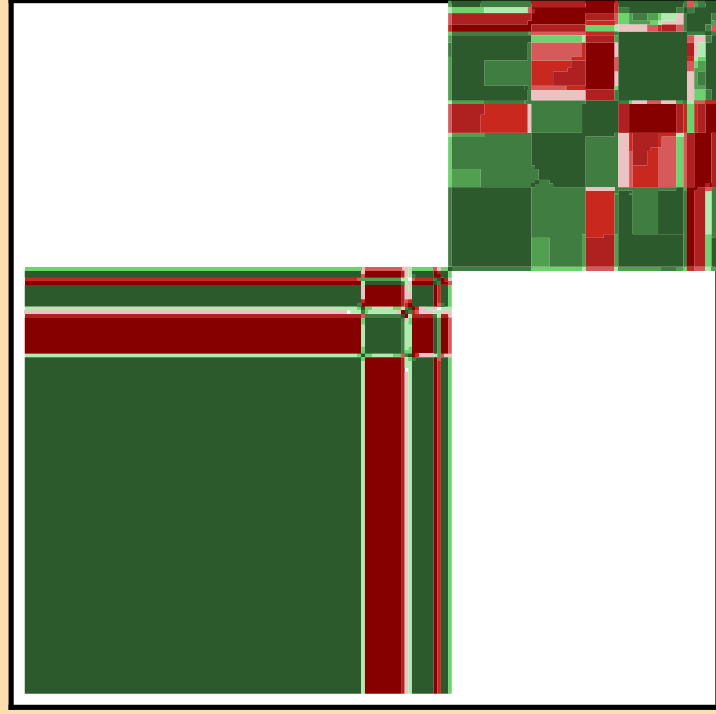
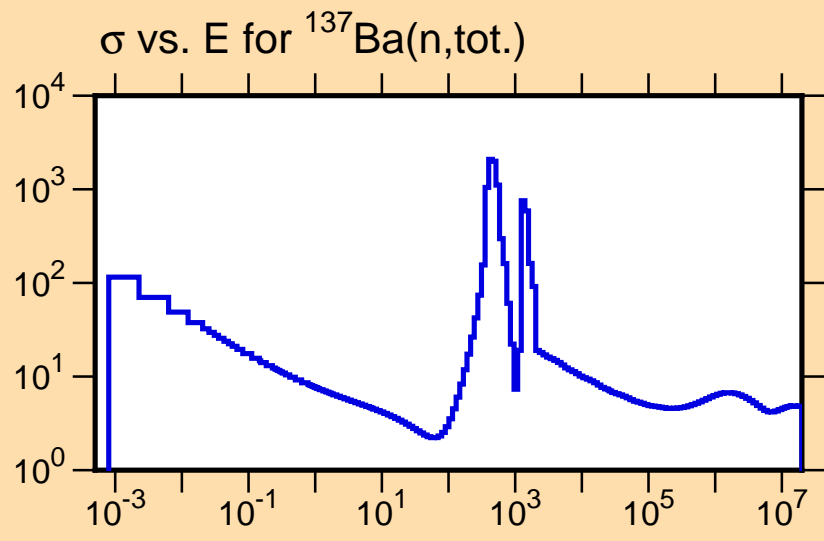


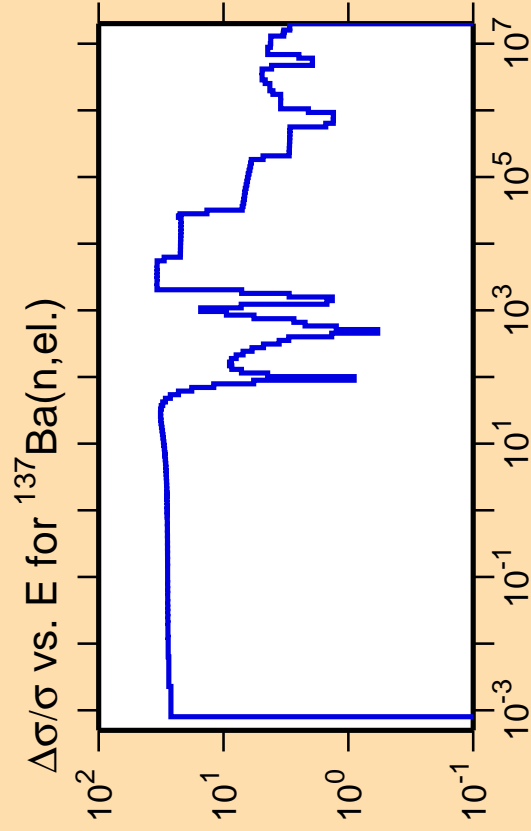
Ordinate scales are % relative standard deviation and barns.

Abscissa scales are energy (eV).



Correlation Matrix


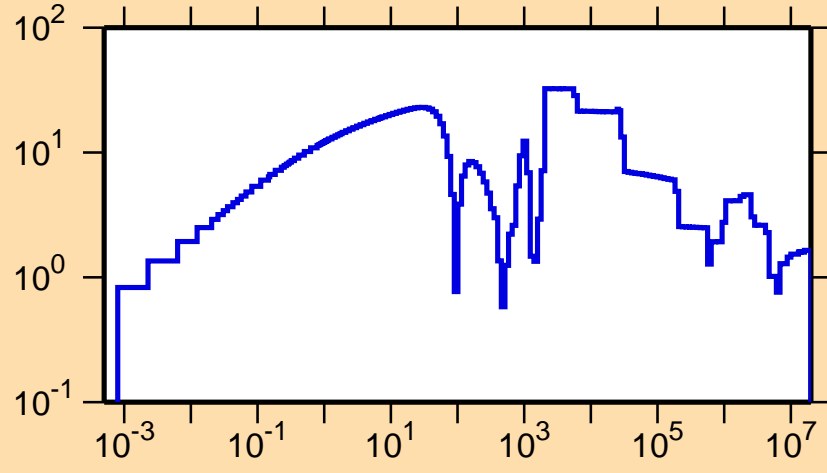




Ordinate scale is %
relative standard deviation.

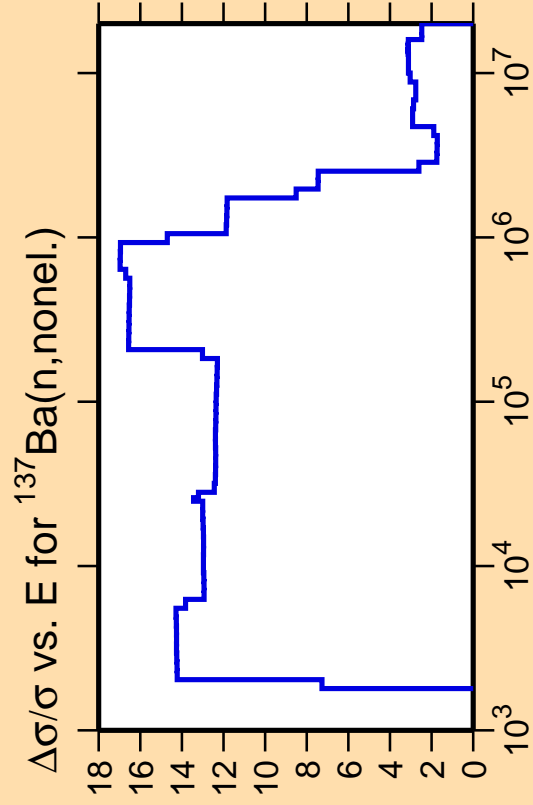
Abscissa scales are energy (eV).

$\Delta\sigma/\sigma$ vs. E for $^{137}\text{Ba}(n,\text{tot.})$



Correlation Matrix

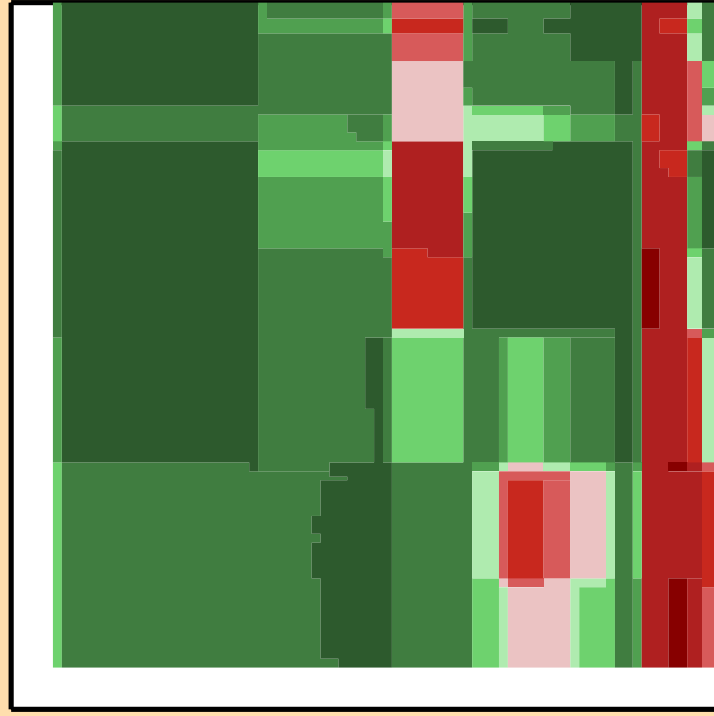
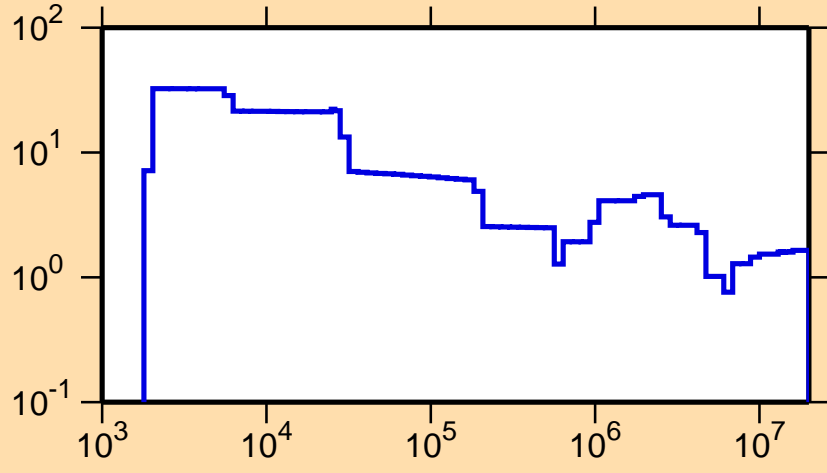




Ordinate scale is %
relative standard deviation.

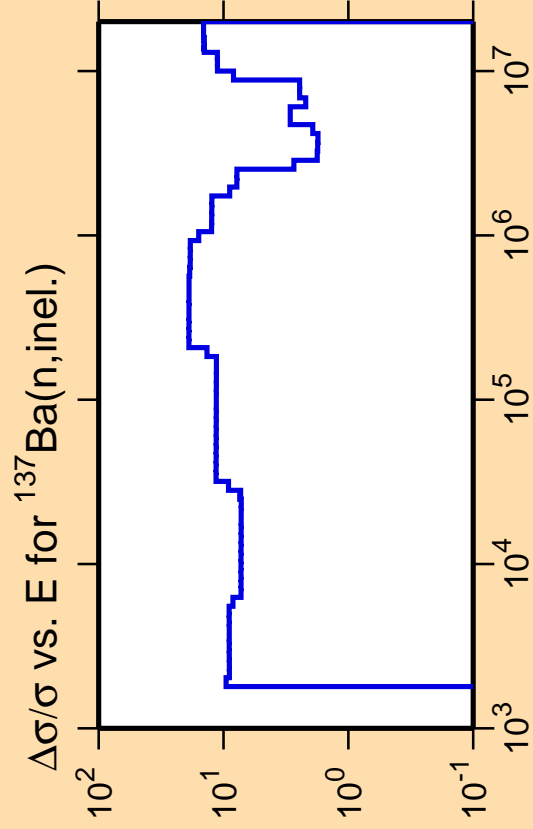
Abscissa scales are energy (eV).

$\Delta\sigma/\sigma$ vs. E for $^{137}\text{Ba}(n,\text{tot.})$



Correlation Matrix


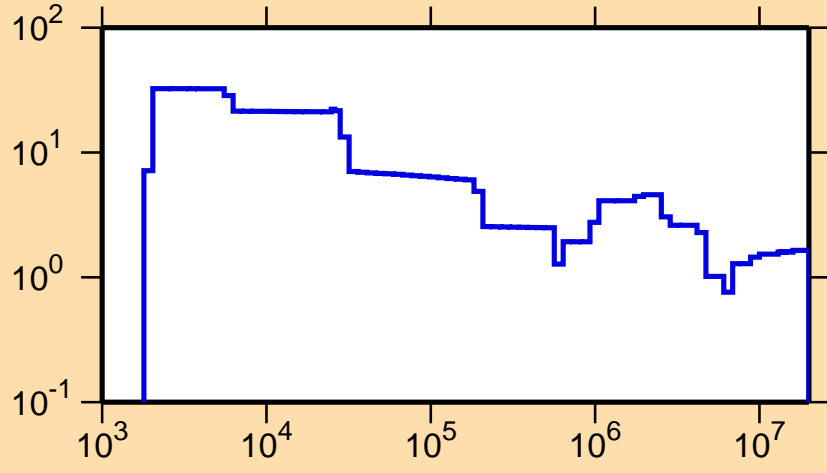




Ordinate scale is %
relative standard deviation.

Abscissa scales are energy (eV).

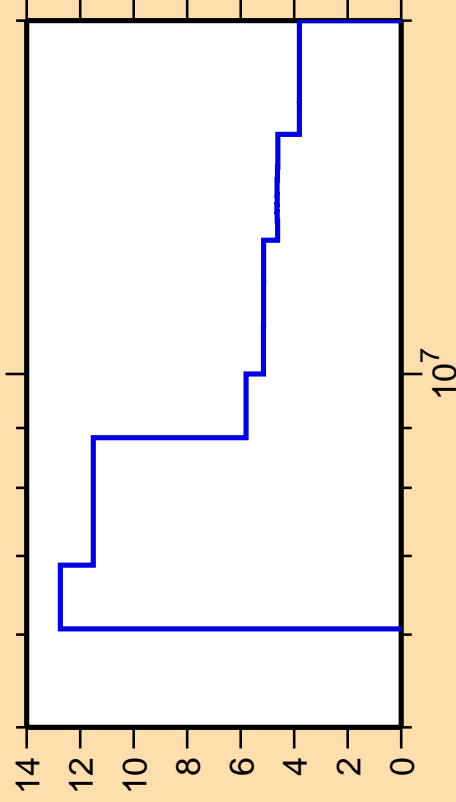
$\Delta\sigma/\sigma$ vs. E for $^{137}\text{Ba}(n,\text{tot.})$



Correlation Matrix



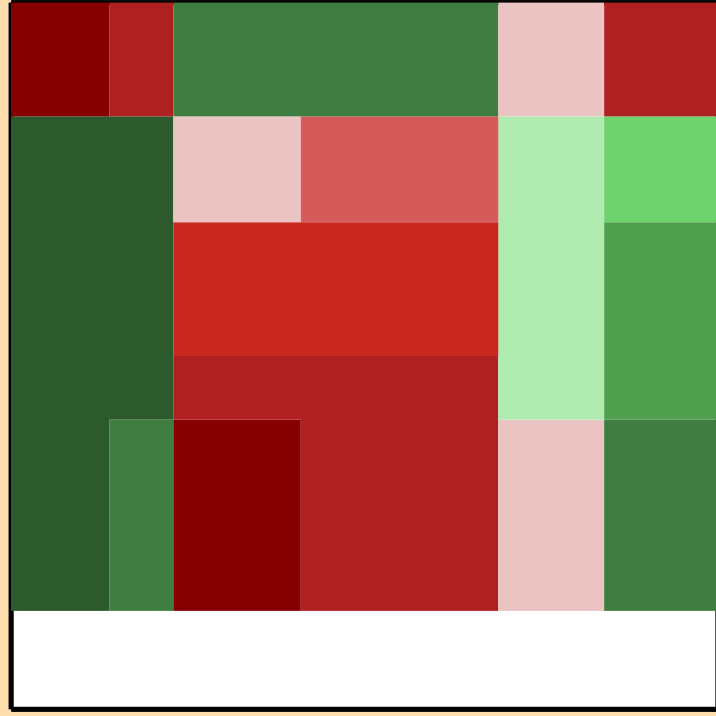
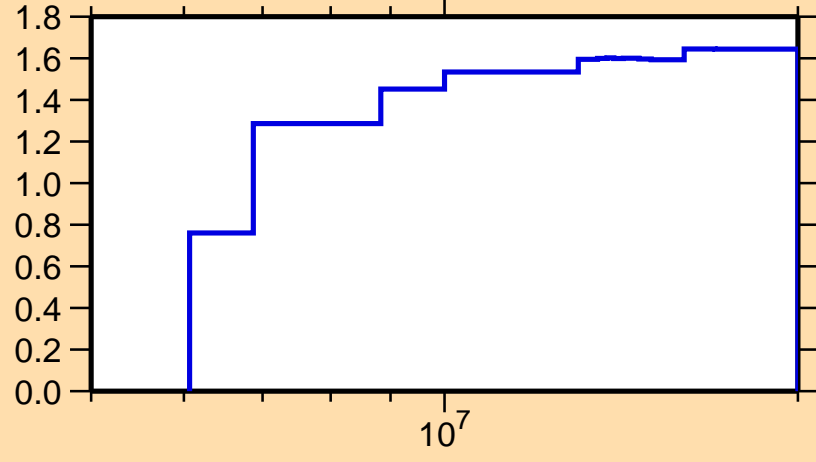
$\Delta\sigma/\sigma$ vs. E for $^{137}\text{Ba}(n,2n)$



Ordinate scale is %
relative standard deviation.

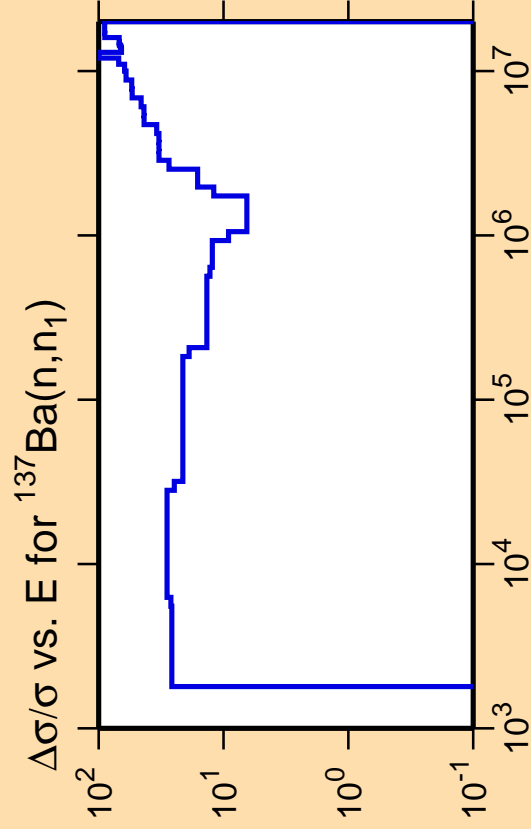
Abscissa scales are energy (eV).

$\Delta\sigma/\sigma$ vs. E for $^{137}\text{Ba}(n,\text{tot.})$



Correlation Matrix




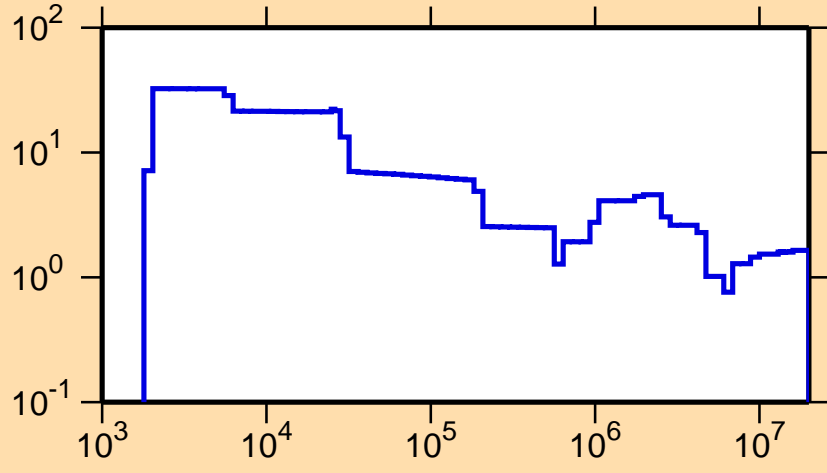


Ordinate scale is %
relative standard deviation.

Abscissa scales are energy (eV).

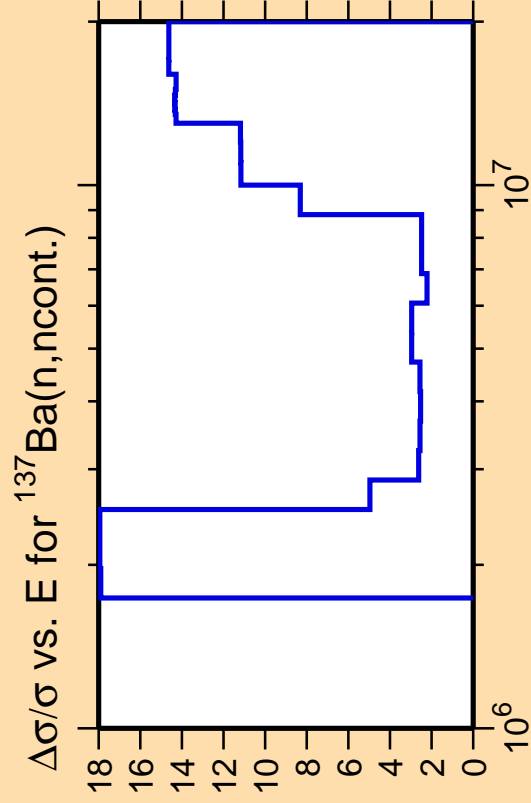
Warning: some uncertainty
data were suppressed.

$\Delta\sigma/\sigma$ vs. E for $^{137}\text{Ba}(n,\text{tot.})$



Correlation Matrix

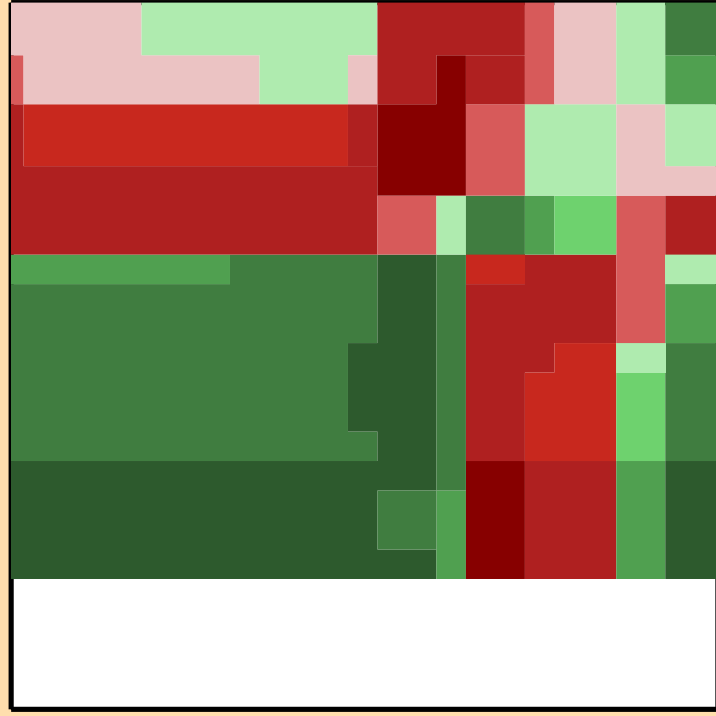
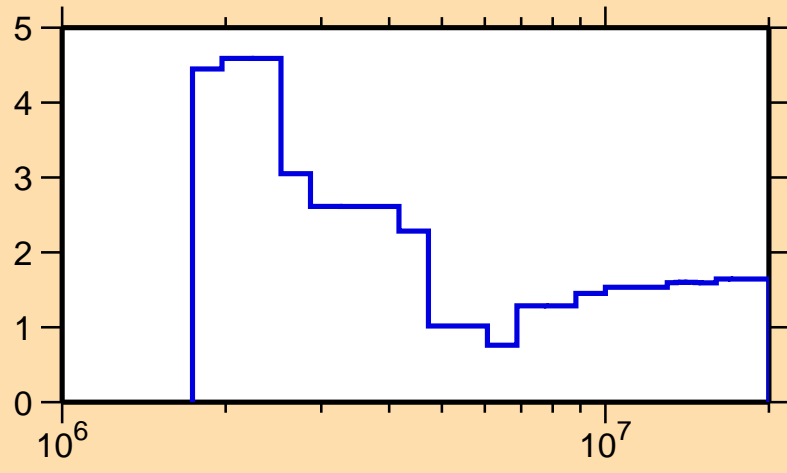




Ordinate scale is %
relative standard deviation.

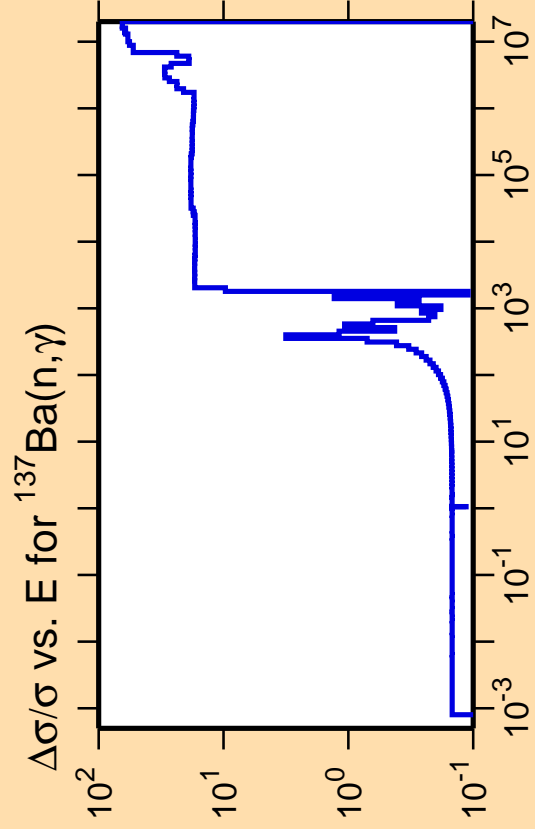
Abscissa scales are energy (eV).

$\Delta\sigma/\sigma$ vs. E for $^{137}\text{Ba}(n,\text{tot.})$



Correlation Matrix

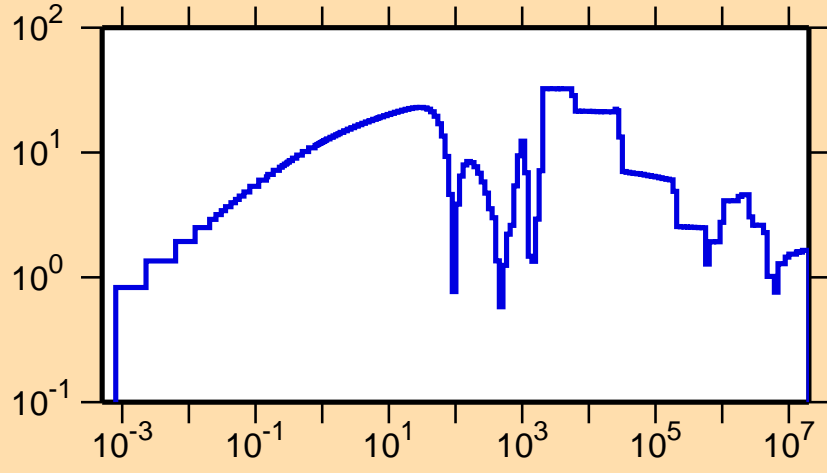




Ordinate scale is %
relative standard deviation.

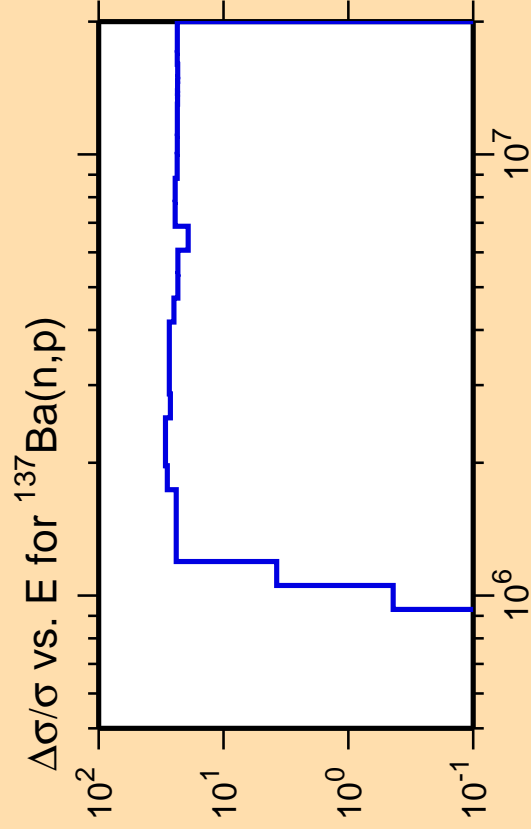
Abscissa scales are energy (eV).

$\Delta\sigma/\sigma$ vs. E for $^{137}\text{Ba}(n,\text{tot.})$



Correlation Matrix


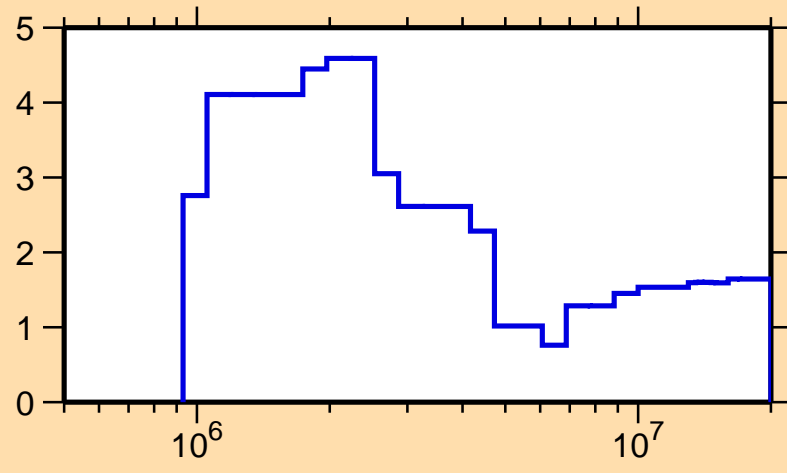




Ordinate scale is %
relative standard deviation.

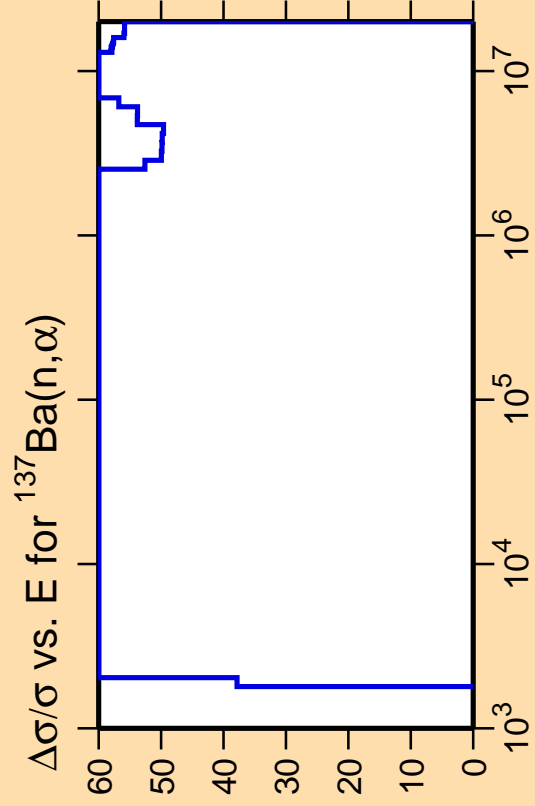
Abscissa scales are energy (eV).

$\Delta\sigma/\sigma$ vs. E for $^{137}\text{Ba}(n,\text{tot.})$



Correlation Matrix




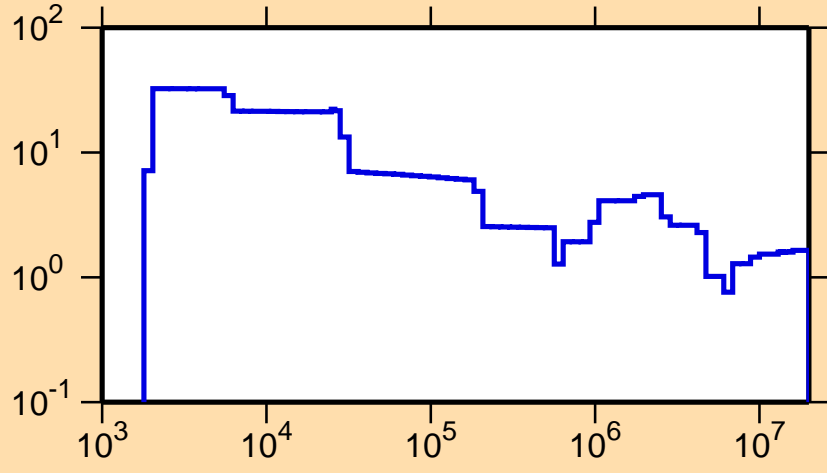


Ordinate scale is %
relative standard deviation.

Abscissa scales are energy (eV).

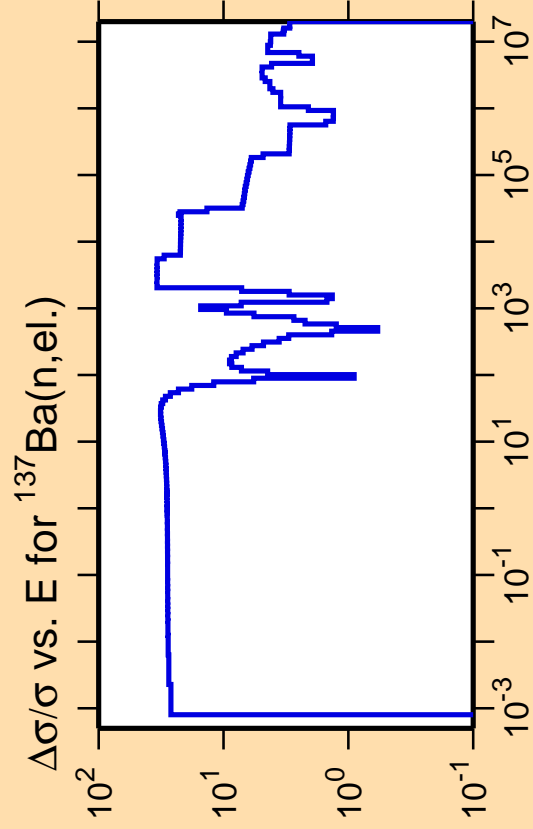
Warning: some uncertainty
data were suppressed.

$\Delta\sigma/\sigma$ vs. E for $^{137}\text{Ba}(n,\text{tot.})$




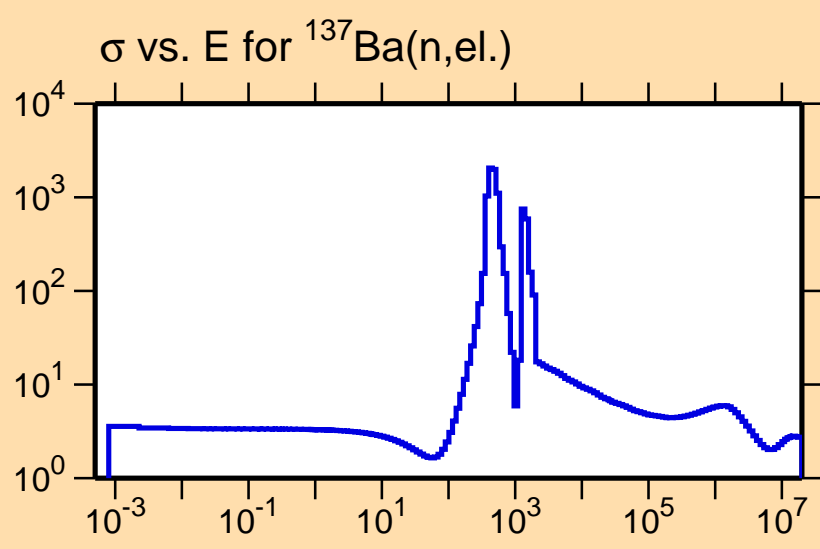
Correlation Matrix





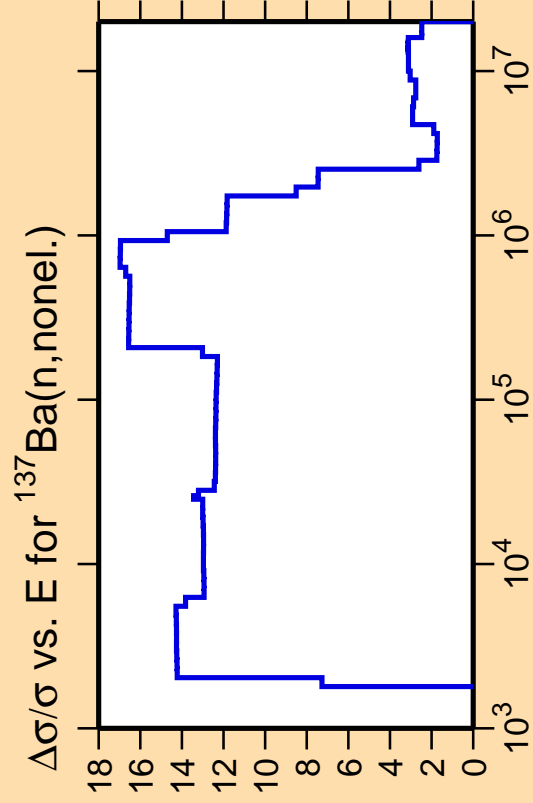
Ordinate scales are % relative standard deviation and barns.

Abscissa scales are energy (eV).



Correlation Matrix

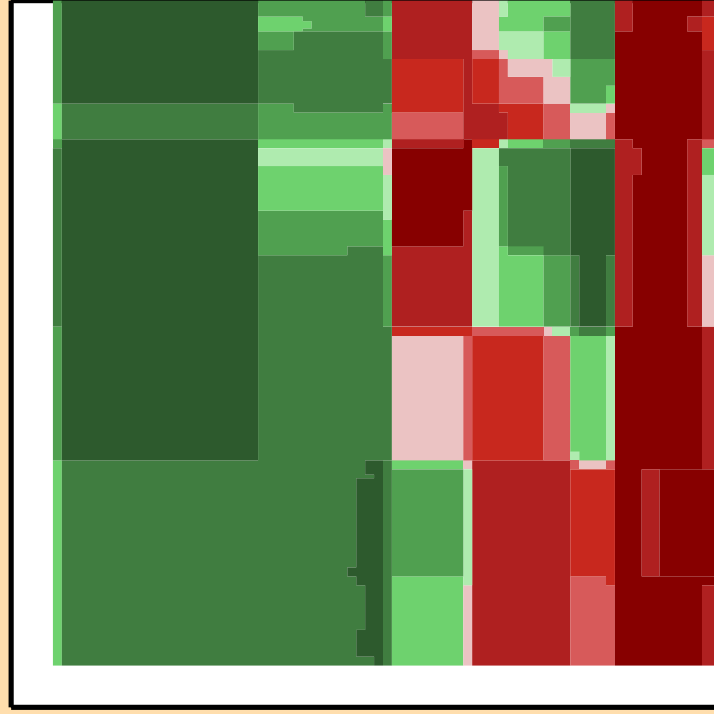
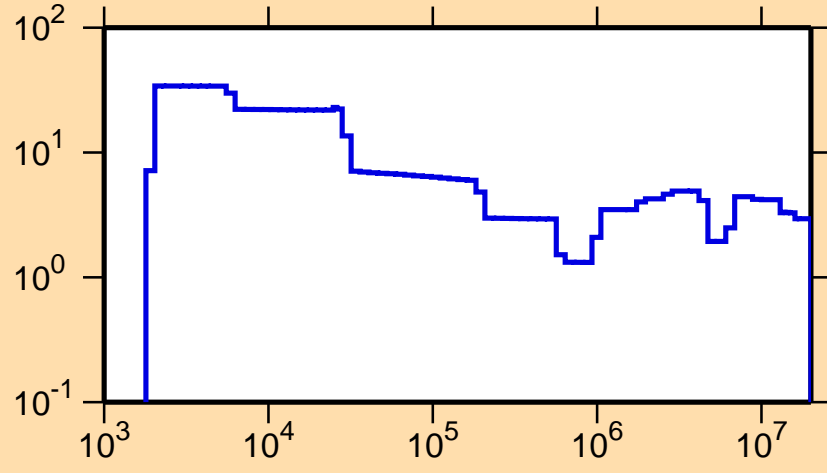




Ordinate scale is %
relative standard deviation.

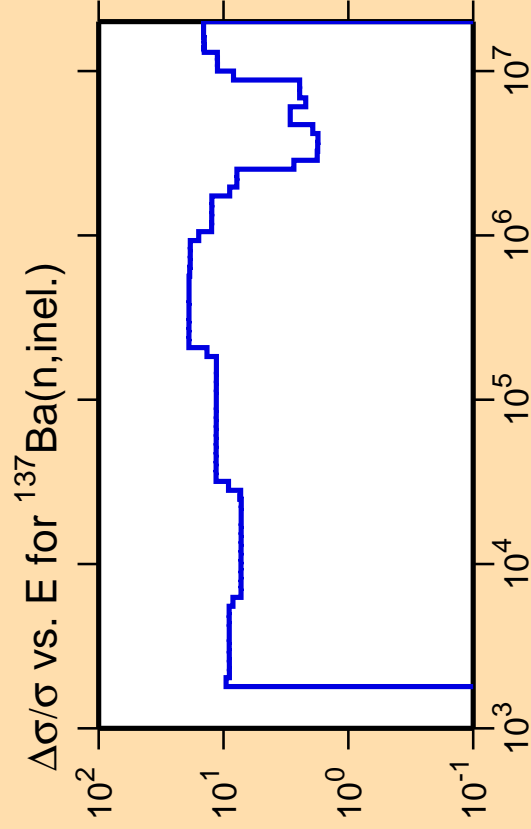
Abscissa scales are energy (eV).

$\Delta\sigma/\sigma$ vs. E for $^{137}\text{Ba}(n,\text{el.})$



Correlation Matrix


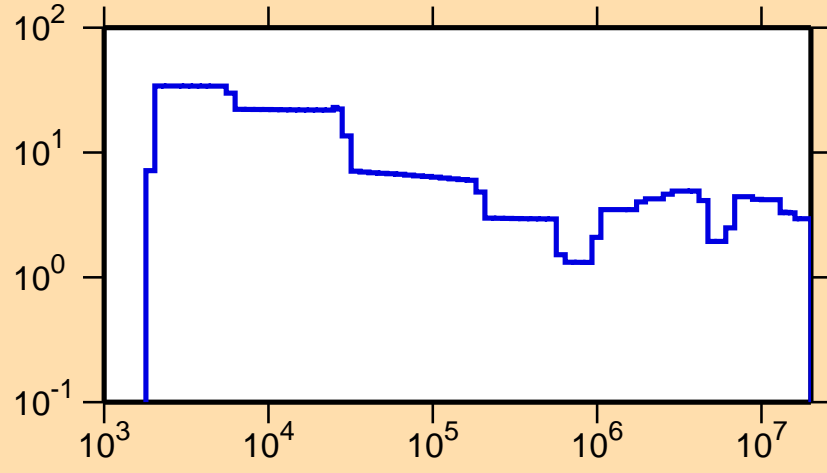




Ordinate scale is %
relative standard deviation.

Abcissa scales are energy (eV).

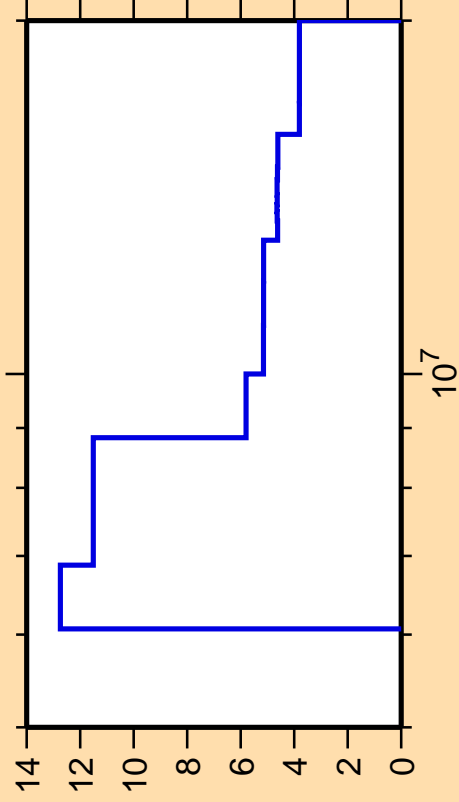
$\Delta\sigma/\sigma$ vs. E for $^{137}\text{Ba}(n,\text{el.})$



Correlation Matrix




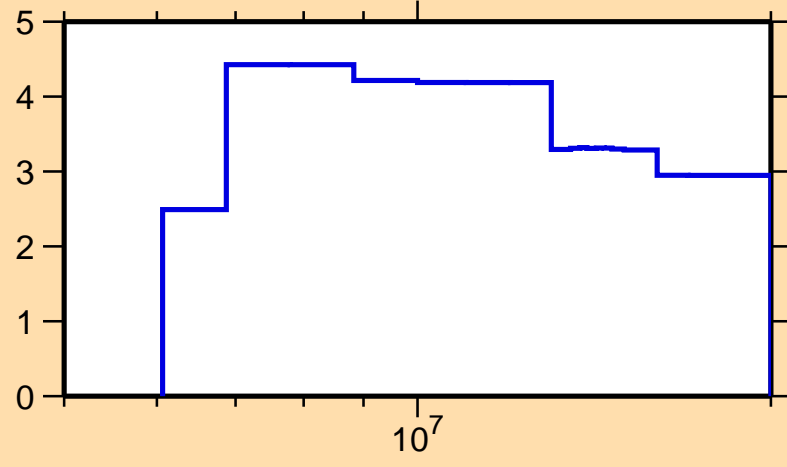
$\Delta\sigma/\sigma$ vs. E for $^{137}\text{Ba}(n,2n)$



Ordinate scale is %
relative standard deviation.

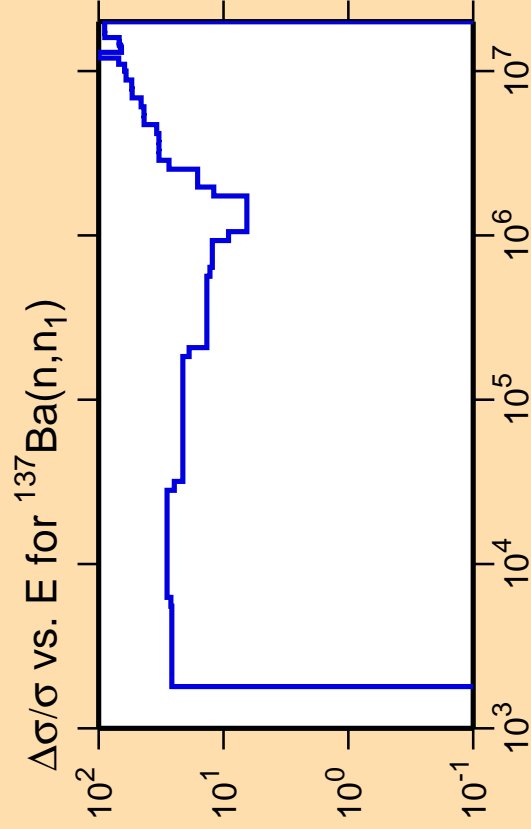
Abscissa scales are energy (eV).

$\Delta\sigma/\sigma$ vs. E for $^{137}\text{Ba}(n,\text{el.})$



Correlation Matrix



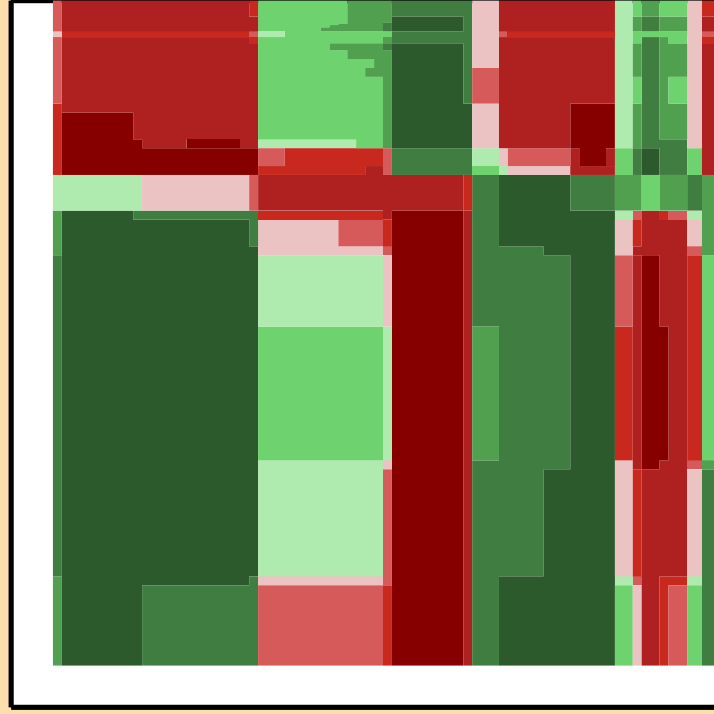
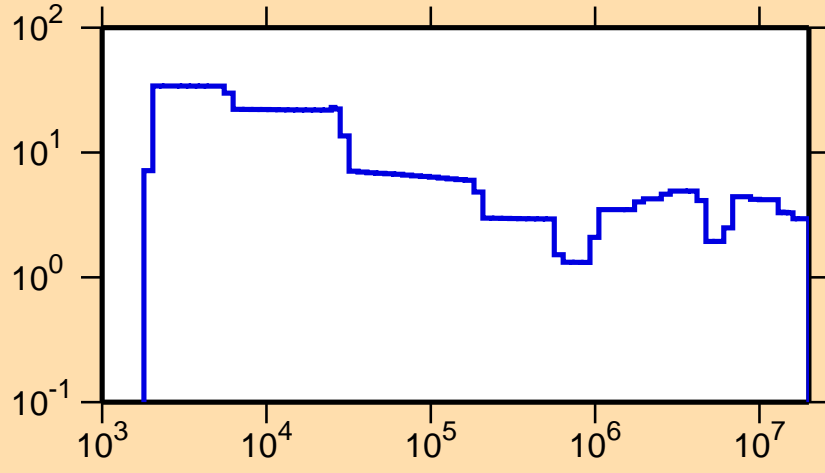


Ordinate scale is %
relative standard deviation.

Abscissa scales are energy (eV).

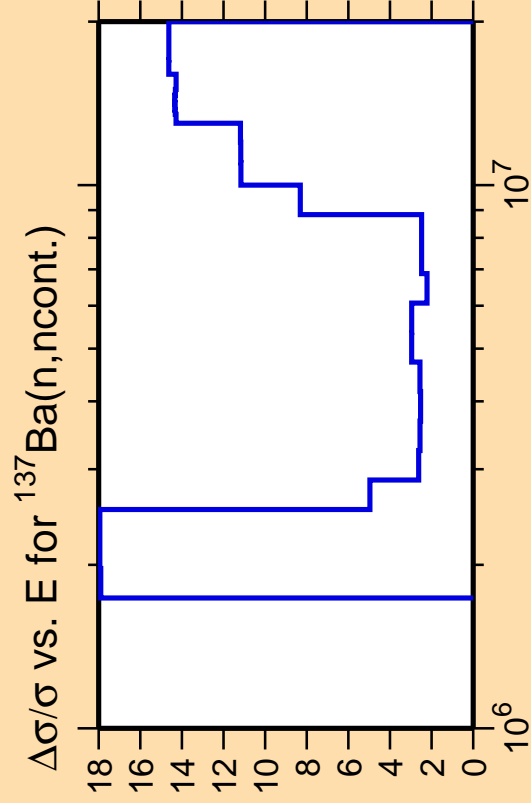
Warning: some uncertainty
data were suppressed.

$\Delta\sigma/\sigma$ vs. E for $^{137}\text{Ba}(n,\text{el.})$



Correlation Matrix


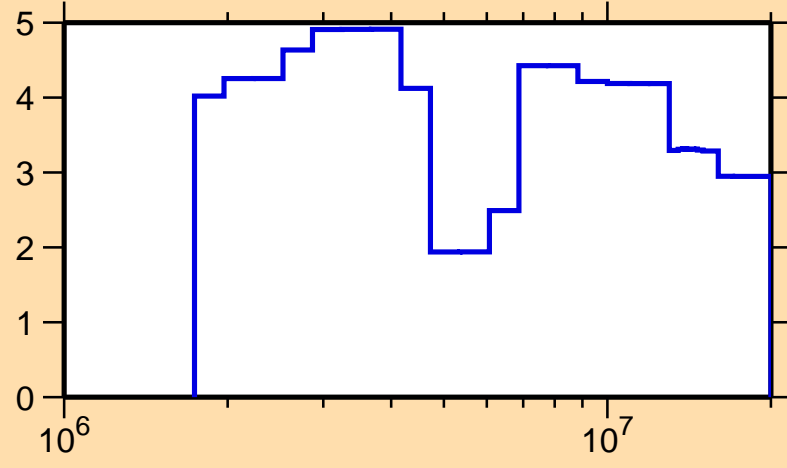




Ordinate scale is %
relative standard deviation.

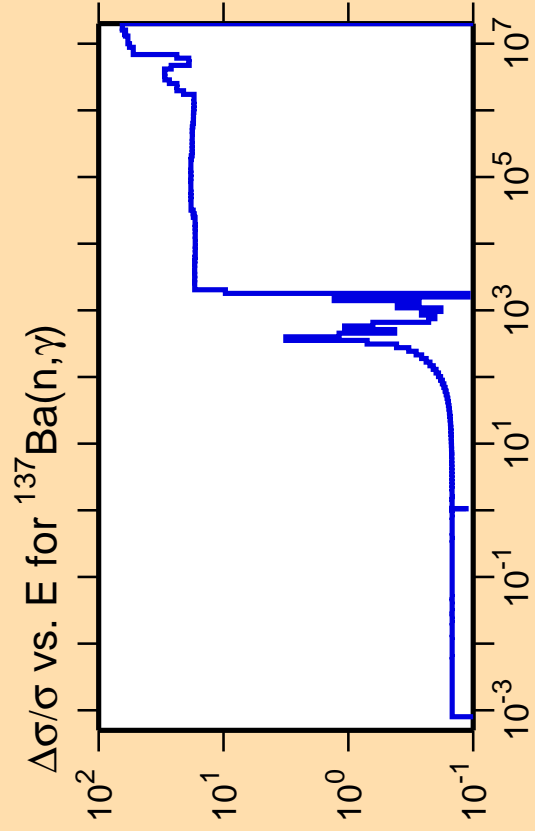
Abscissa scales are energy (eV).

$\Delta\sigma/\sigma$ vs. E for $^{137}\text{Ba}(n,\text{el.})$



Correlation Matrix

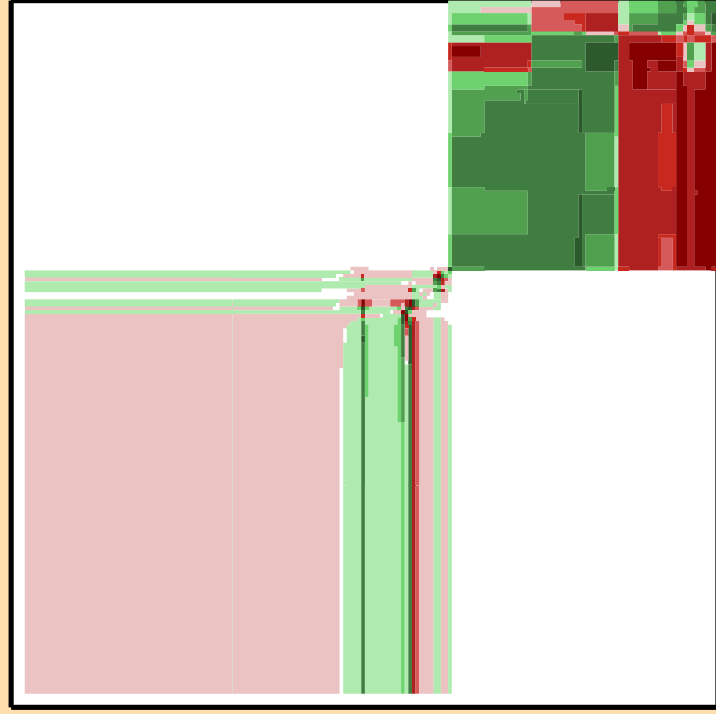
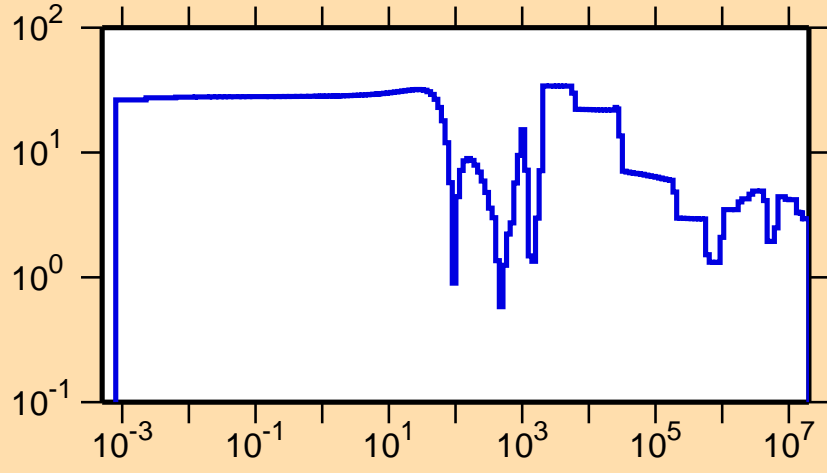




Ordinate scale is %
relative standard deviation.

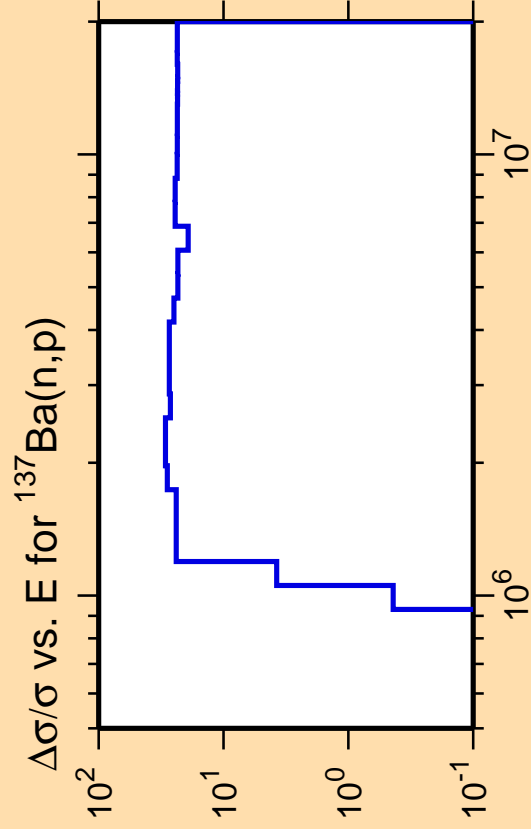
Abscissa scales are energy (eV).

$\Delta\sigma/\sigma$ vs. E for $^{137}\text{Ba}(n,\text{el.})$



Correlation Matrix


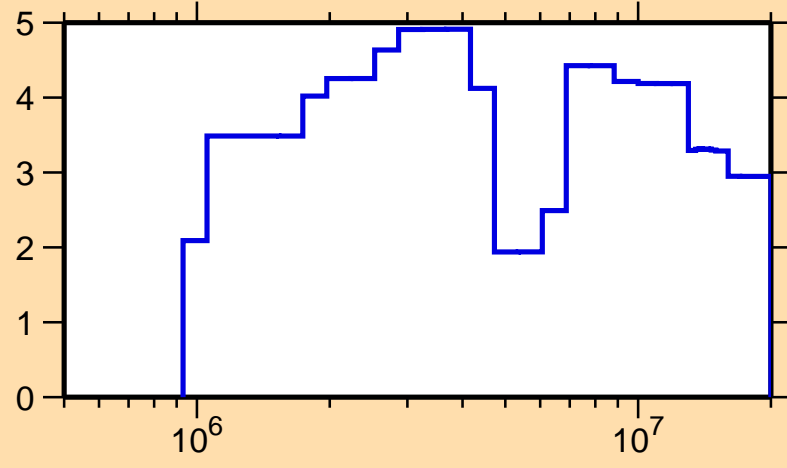




Ordinate scale is %
relative standard deviation.

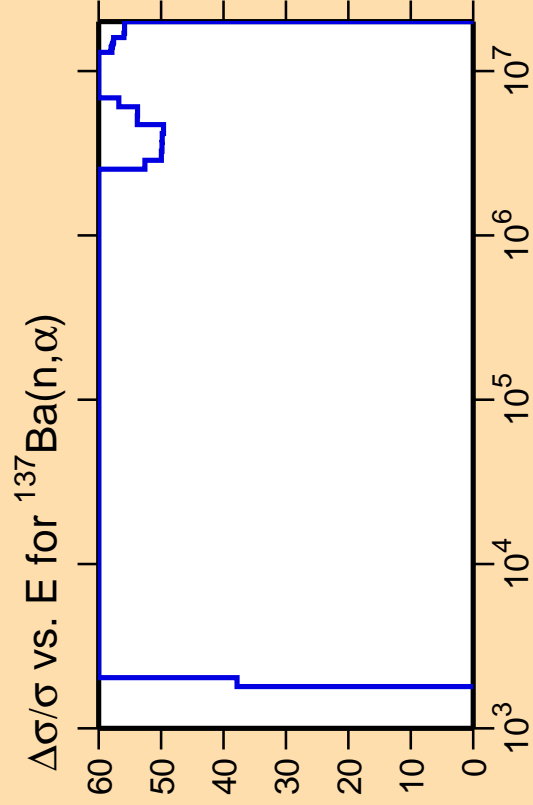
Abscissa scales are energy (eV).

$\Delta\sigma/\sigma$ vs. E for $^{137}\text{Ba}(n,\text{el.})$



Correlation Matrix




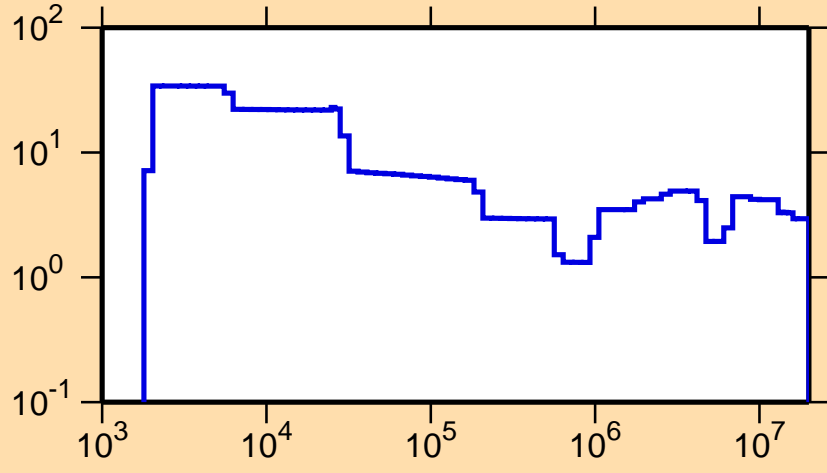


Ordinate scale is %
relative standard deviation.

Abscissa scales are energy (eV).

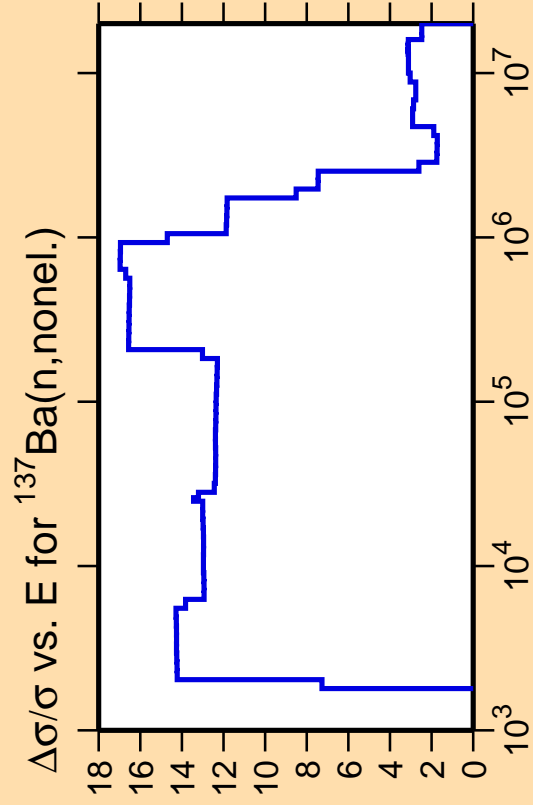
Warning: some uncertainty
data were suppressed.

$\Delta\sigma/\sigma$ vs. E for $^{137}\text{Ba}(n,\text{el.})$




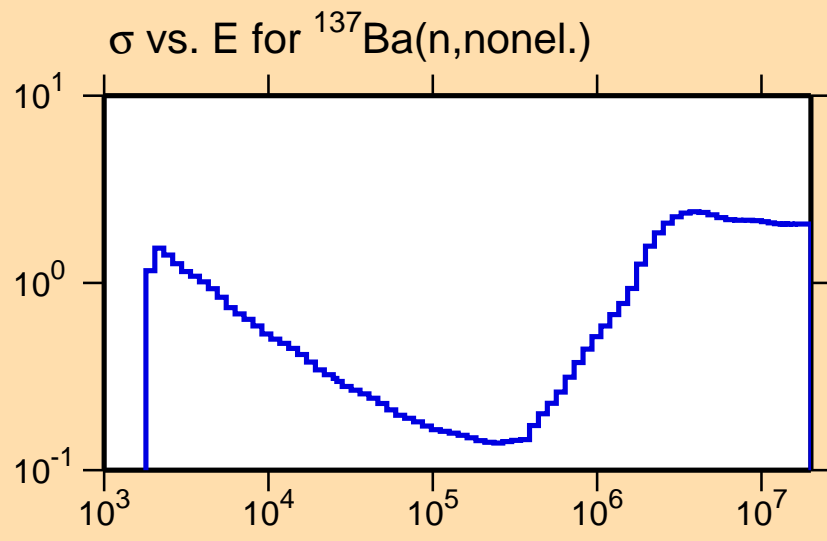
Correlation Matrix





Ordinate scales are % relative standard deviation and barns.

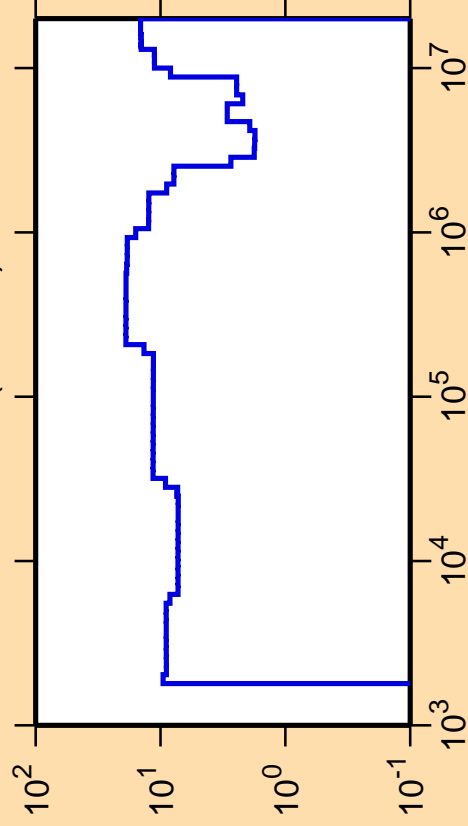
Abscissa scales are energy (eV).



Correlation Matrix




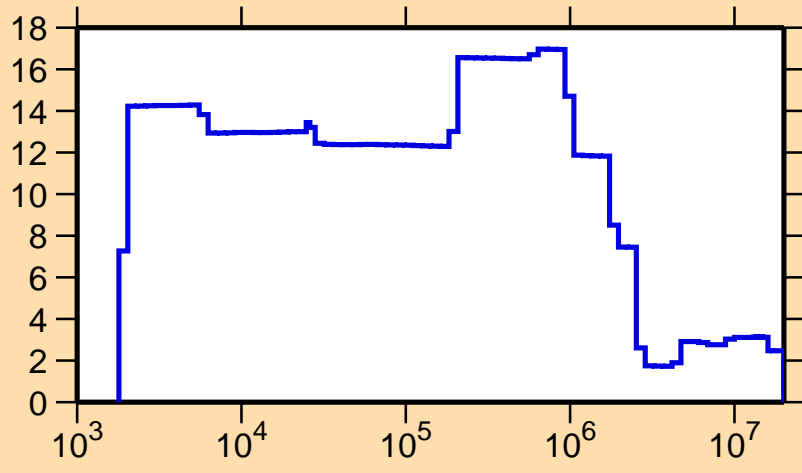
$\Delta\sigma/\sigma$ vs. E for $^{137}\text{Ba}(n,\text{inel.})$



Ordinate scale is %
relative standard deviation.

Abcissa scales are energy (eV).

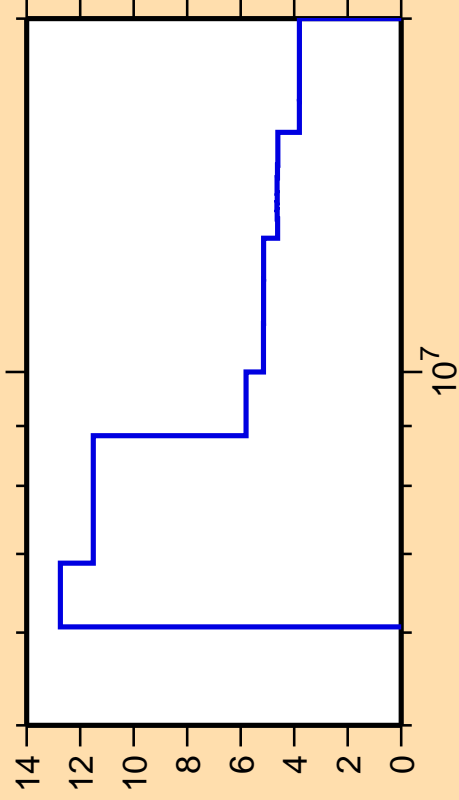
$\Delta\sigma/\sigma$ vs. E for $^{137}\text{Ba}(n,\text{nonel.})$



Correlation Matrix




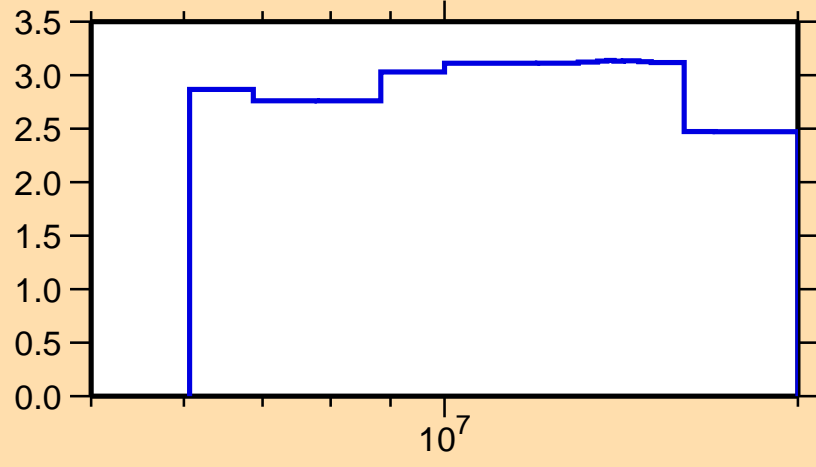
$\Delta\sigma/\sigma$ vs. E for $^{137}\text{Ba}(n,2n)$



Ordinate scale is %
relative standard deviation.

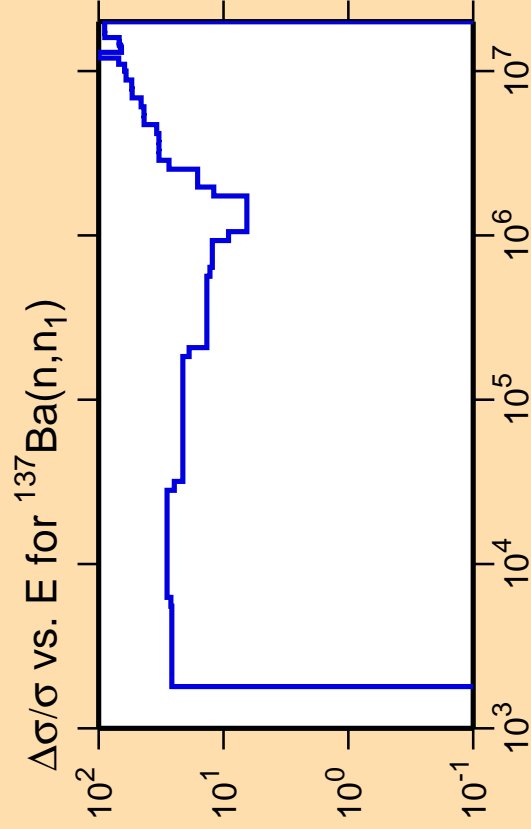
Abcissa scales are energy (eV).

$\Delta\sigma/\sigma$ vs. E for $^{137}\text{Ba}(n,\text{nonel.})$



Correlation Matrix



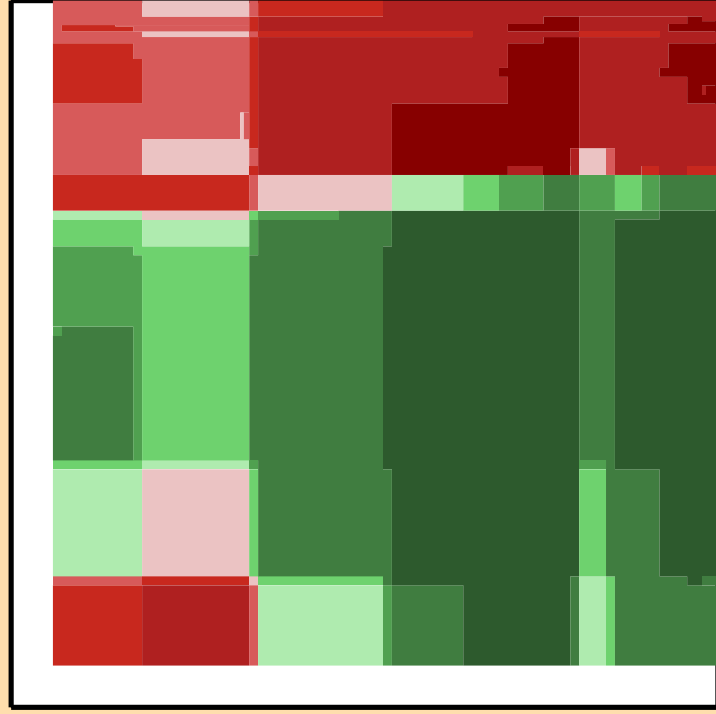
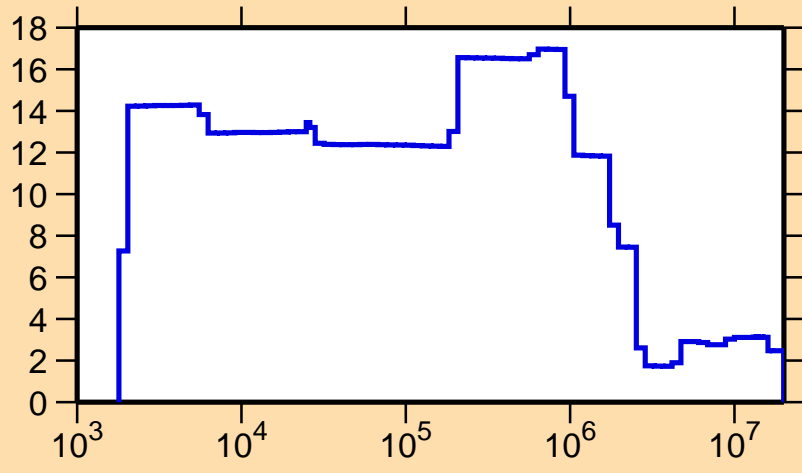


Ordinate scale is %
relative standard deviation.

Abscissa scales are energy (eV).

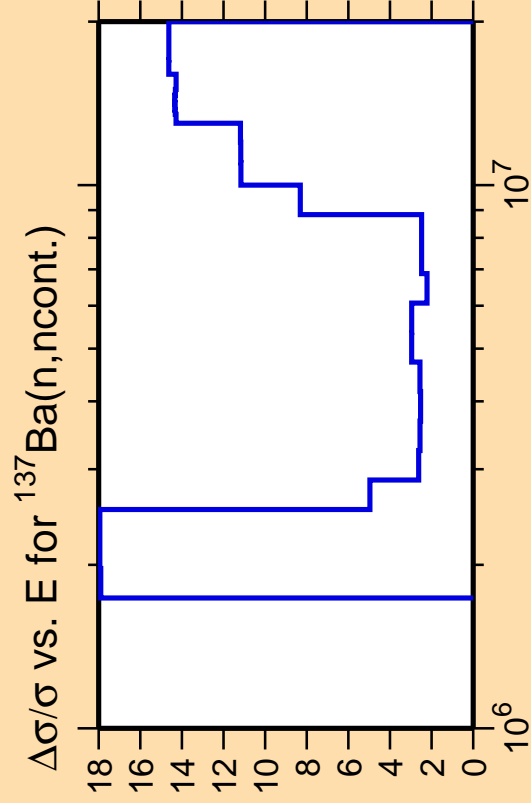
Warning: some uncertainty
data were suppressed.

$\Delta\sigma/\sigma$ vs. E for $^{137}\text{Ba}(n,\text{nonel.})$



Correlation Matrix


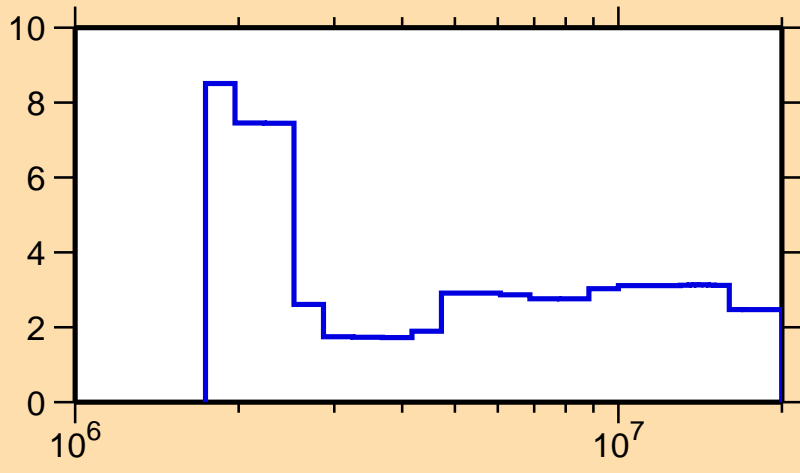




Ordinate scale is %
relative standard deviation.

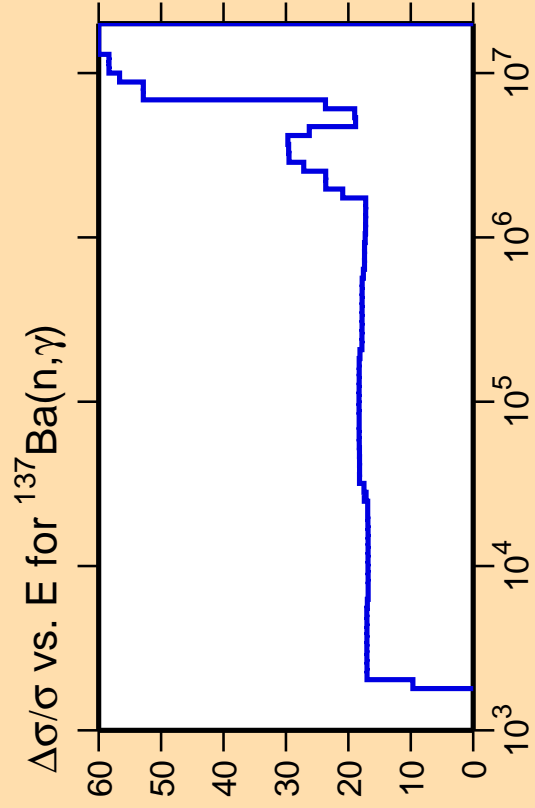
Abscissa scales are energy (eV).

$\Delta\sigma/\sigma$ vs. E for $^{137}\text{Ba}(n,\text{nonel.})$



Correlation Matrix




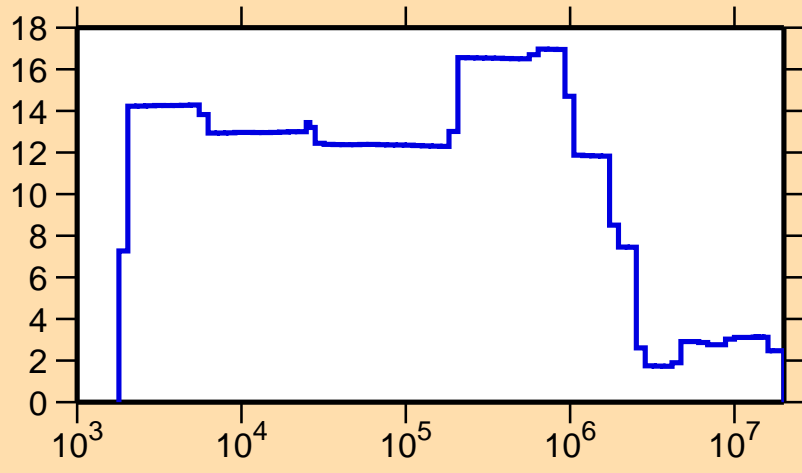


Ordinate scale is %
relative standard deviation.

Abscissa scales are energy (eV).

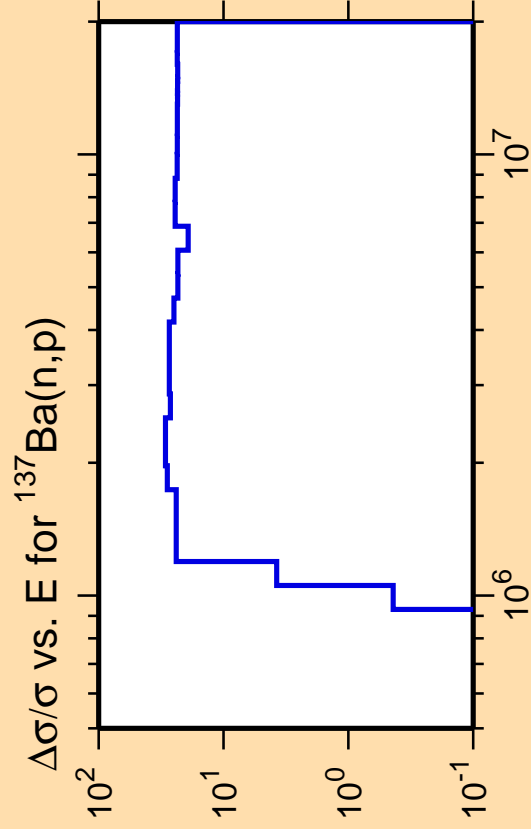
Warning: some uncertainty
data were suppressed.

$\Delta\sigma/\sigma$ vs. E for $^{137}\text{Ba}(n,\text{nonel.})$



Correlation Matrix


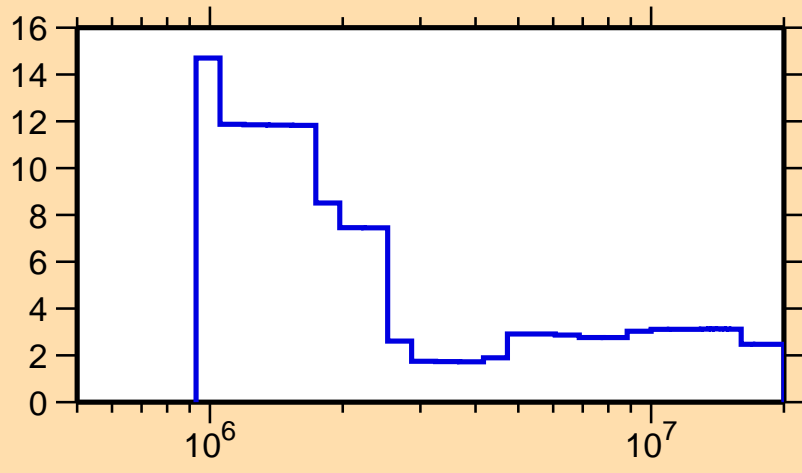




Ordinate scale is %
relative standard deviation.

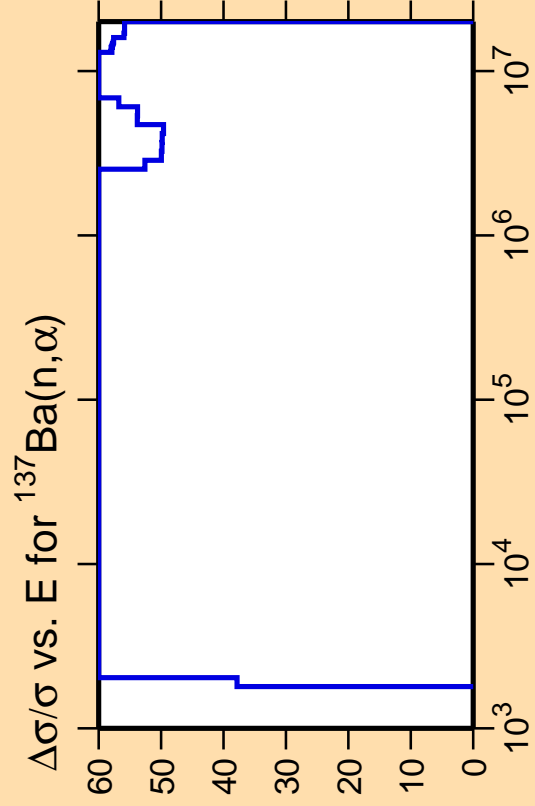
Abscissa scales are energy (eV).

$\Delta\sigma/\sigma$ vs. E for $^{137}\text{Ba}(n,\text{nonel.})$



Correlation Matrix



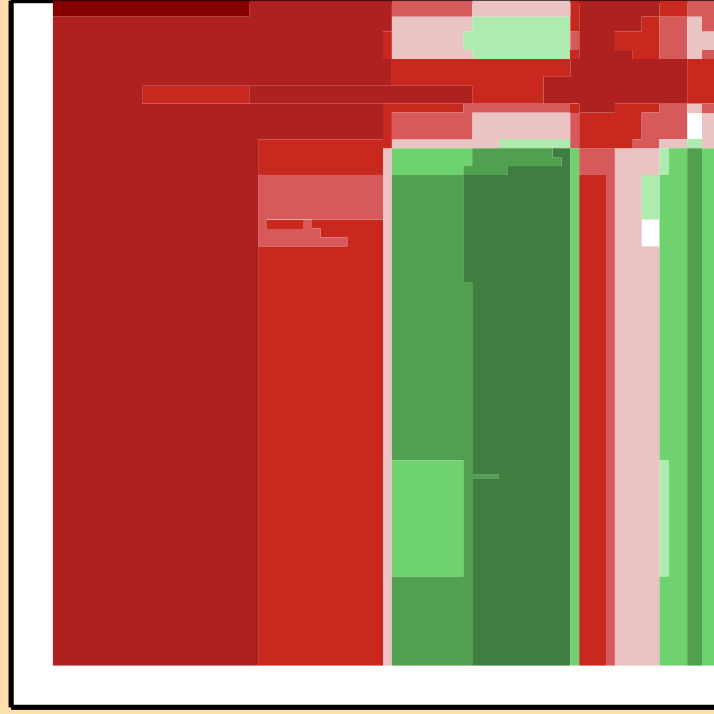
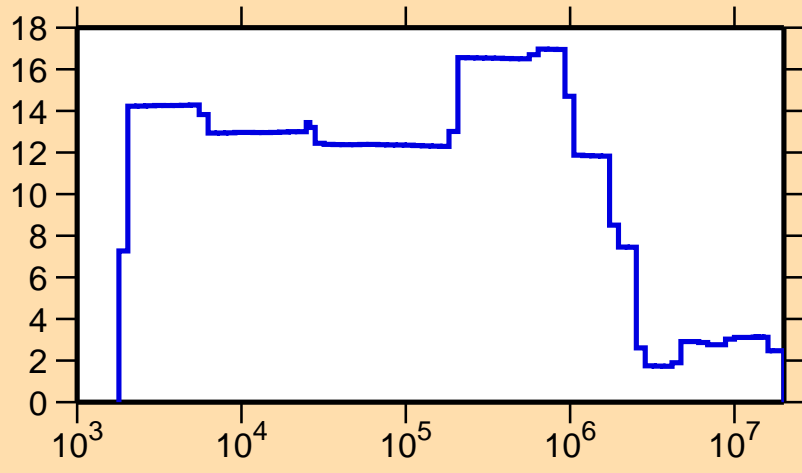


Ordinate scale is %
relative standard deviation.

Abscissa scales are energy (eV).

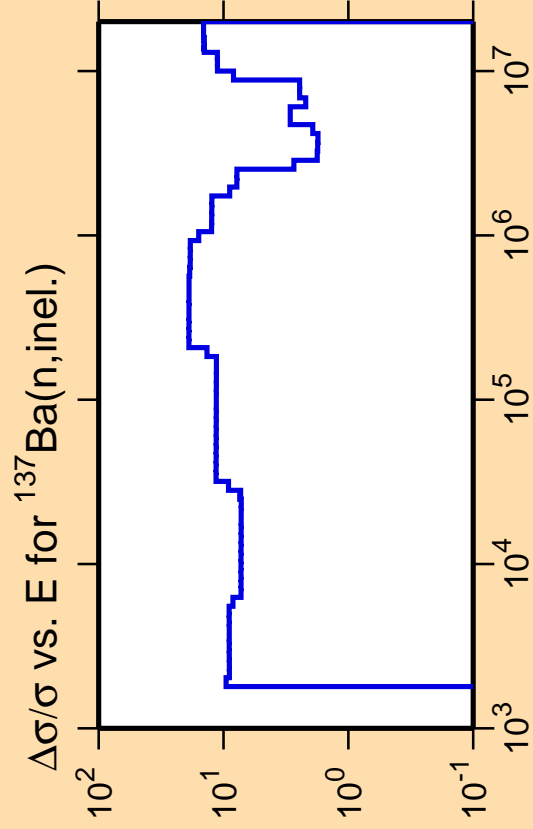
Warning: some uncertainty
data were suppressed.

$\Delta\sigma/\sigma$ vs. E for $^{137}\text{Ba}(n,\text{nonel.})$




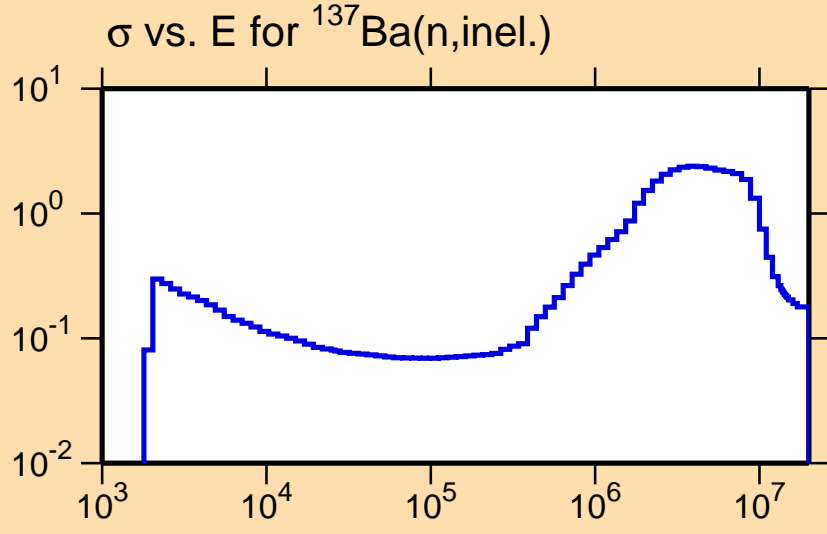
Correlation Matrix





Ordinate scales are % relative standard deviation and barns.

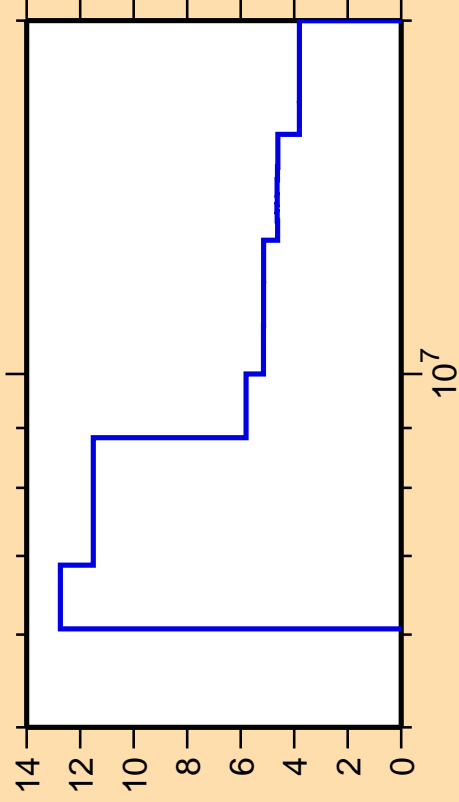
Abscissa scales are energy (eV).



Correlation Matrix




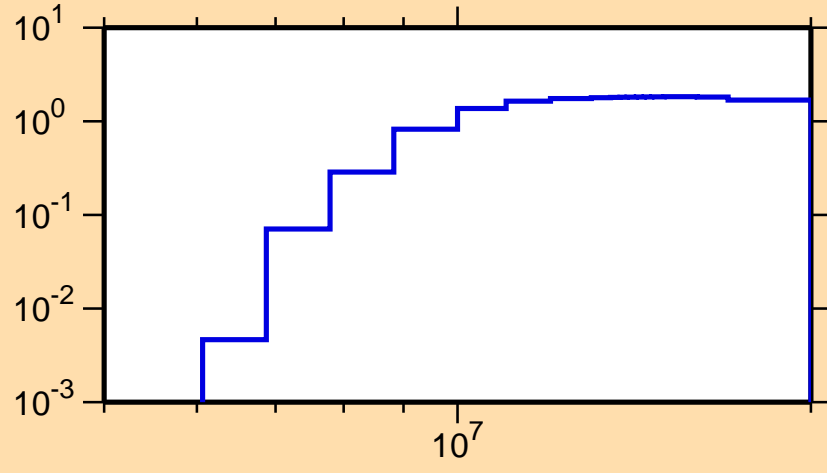
$\Delta\sigma/\sigma$ vs. E for $^{137}\text{Ba}(n,2n)$



Ordinate scales are % relative standard deviation and barns.

Abscissa scales are energy (eV).

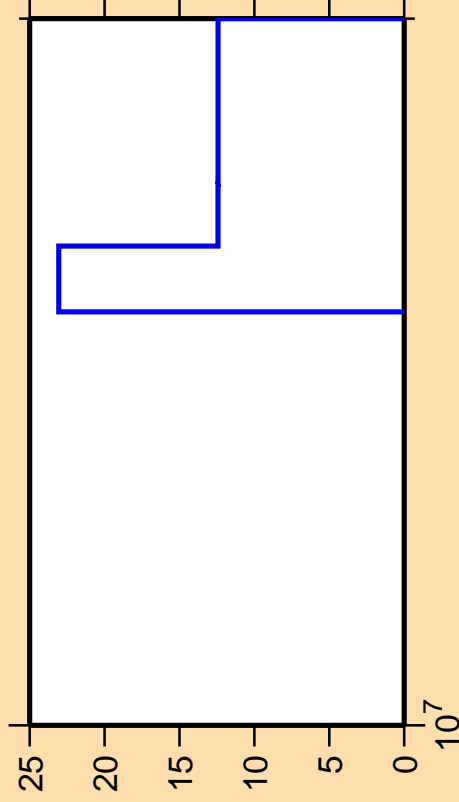
σ vs. E for $^{137}\text{Ba}(n,2n)$



Correlation Matrix



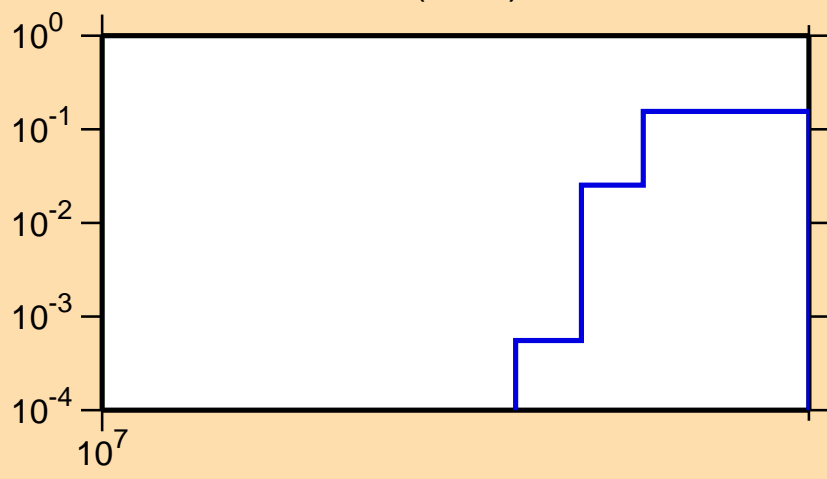
$\Delta\sigma/\sigma$ vs. E for $^{137}\text{Ba}(n,3n)$



Ordinate scales are % relative standard deviation and barns.

Abscissa scales are energy (eV).

σ vs. E for $^{137}\text{Ba}(n,3n)$



10^7

10^{-4}

10^{-3}

10^{-2}

10^{-1}

10^0

Correlation Matrix



1.0

0.8

0.6

0.4

0.2

0.0

-1.0

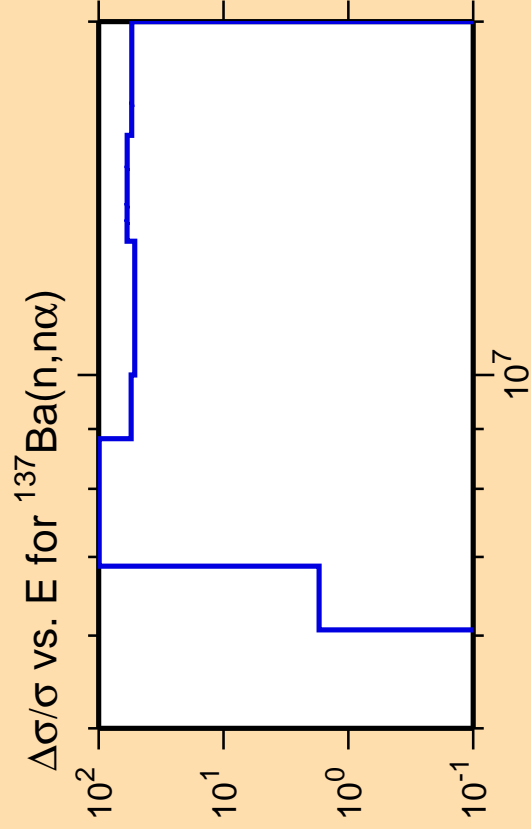
-0.8

-0.6

-0.4


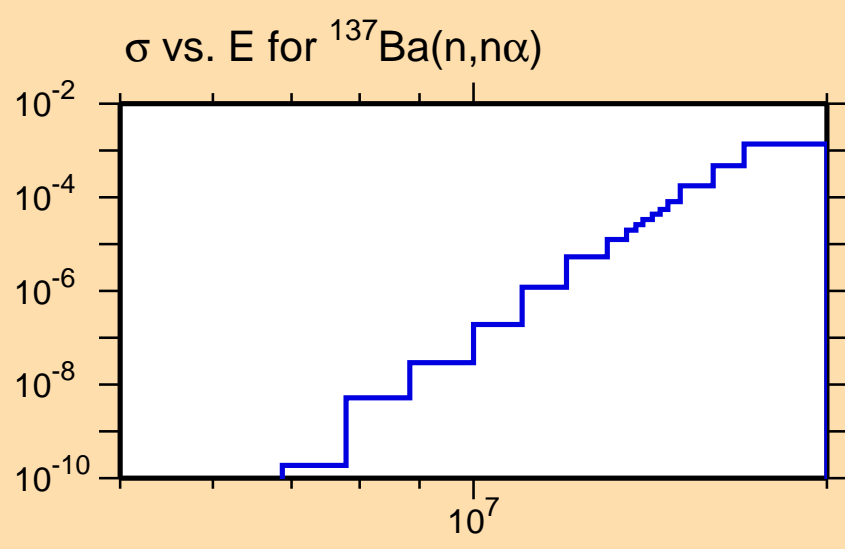
-0.2

0.0



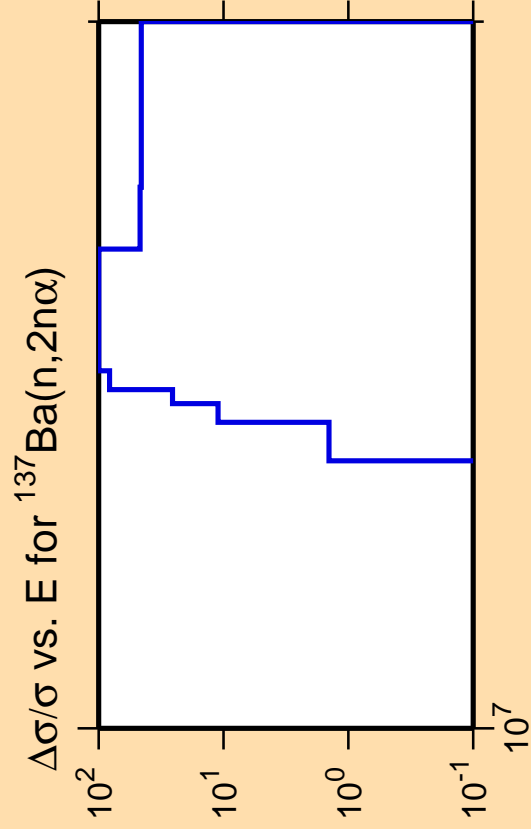
Ordinate scales are % relative standard deviation and barns.

Abscissa scales are energy (eV).



Correlation Matrix


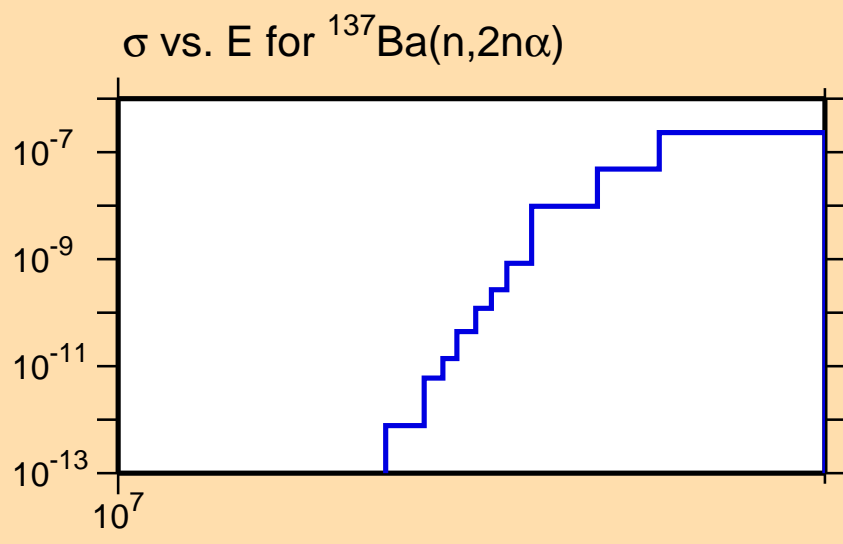




Ordinate scales are % relative standard deviation and barns.

Abscissa scales are energy (eV).

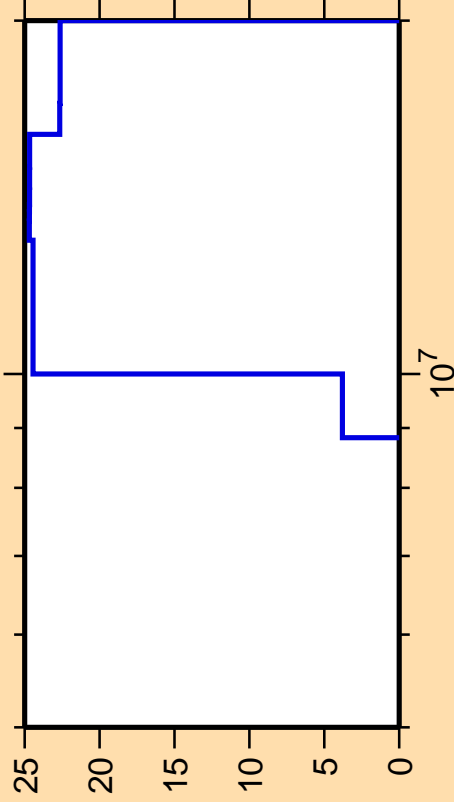
Warning: some uncertainty data were suppressed.



Correlation Matrix

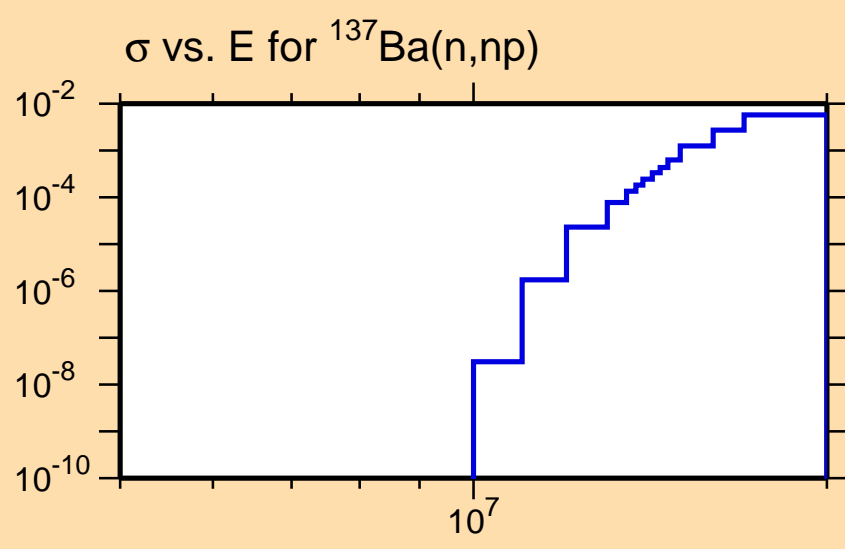


$\Delta\sigma/\sigma$ vs. E for $^{137}\text{Ba}(n,np)$



Ordinate scales are % relative standard deviation and barns.

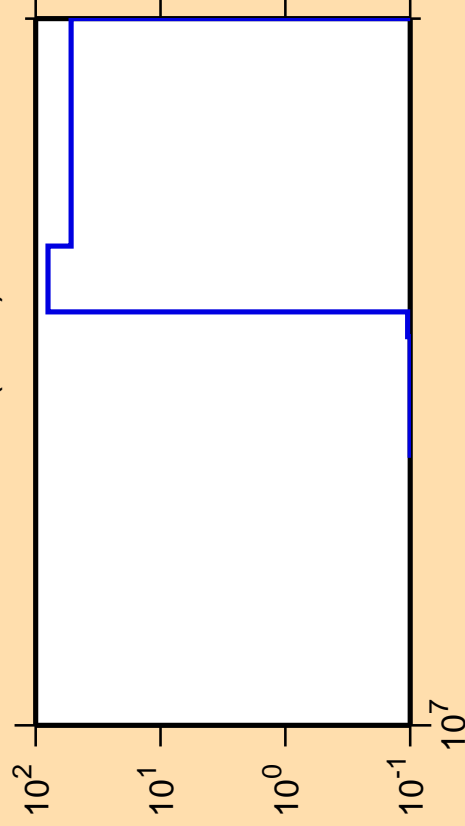
Abscissa scales are energy (eV).



Correlation Matrix



$\Delta\sigma/\sigma$ vs. E for $^{137}\text{Ba}(n,\text{nd})$

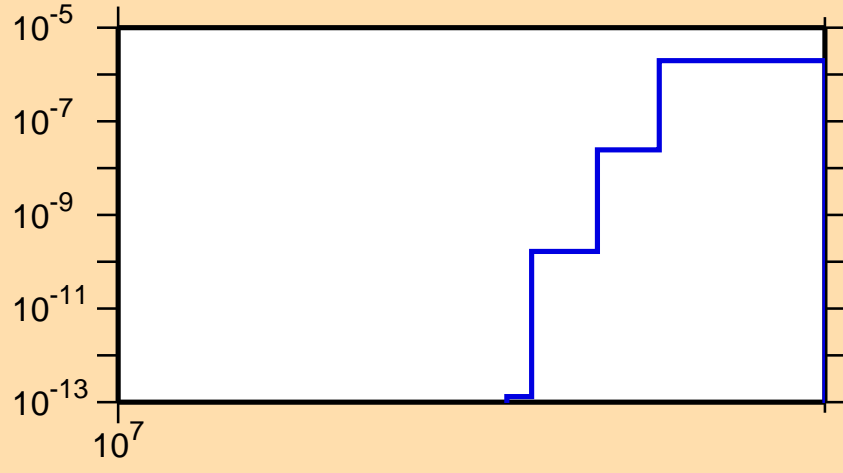


Ordinate scales are % relative standard deviation and barns.

Abscissa scales are energy (eV).

Warning: some uncertainty data were suppressed.

σ vs. E for $^{137}\text{Ba}(n,\text{nd})$



10^7

10^{-5}

10^{-7}

10^{-9}

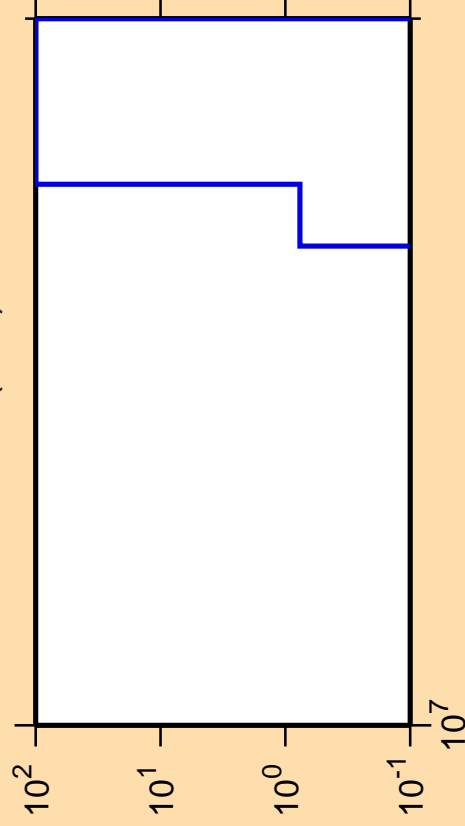
10^{-11}

10^{-13}

Correlation Matrix



$\Delta\sigma/\sigma$ vs. E for $^{137}\text{Ba}(n,nt)$

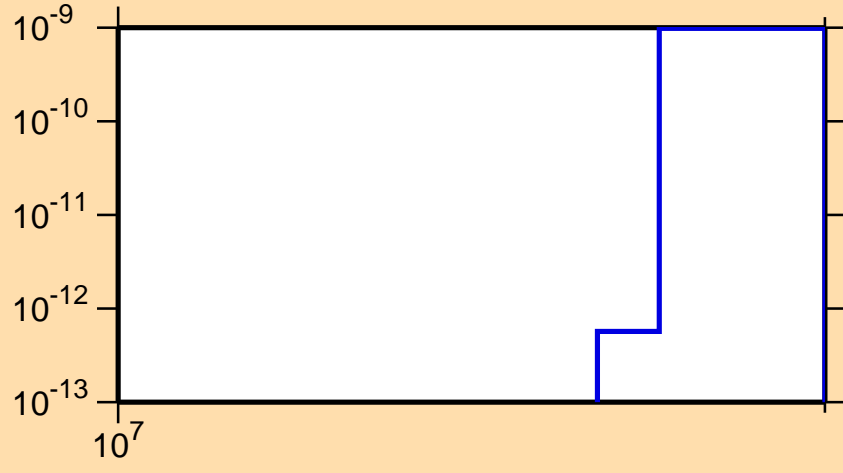


Ordinate scales are % relative standard deviation and barns.

Abscissa scales are energy (eV).

Warning: some uncertainty data were suppressed.

σ vs. E for $^{137}\text{Ba}(n,nt)$



10^7

10^{-9}

10^{-10}

10^{-11}

10^{-12}

10^{-13}

10^7

10^8

10^9

10^{10}

10^{11}

10^{12}

10^{13}

10^{14}

10^{15}

10^{16}

10^{17}

10^{18}

10^{19}

10^{20}

10^{21}

10^{22}

10^{23}

10^{24}

10^{25}

10^{26}

10^{27}

10^{28}

10^{29}

10^{30}

10^{31}

10^{32}

10^{33}

10^{34}

10^{35}

10^{36}

10^{37}

10^{38}

10^{39}

10^{40}

10^{41}

10^{42}

10^{43}

10^{44}

10^{45}

10^{46}

10^{47}

10^{48}

10^{49}

10^{50}

10^{51}

10^{52}

10^{53}

10^{54}

10^{55}

10^{56}

10^{57}

10^{58}

10^{59}

10^{60}

10^{61}

10^{62}

10^{63}

10^{64}

10^{65}

10^{66}

10^{67}

10^{68}

10^{69}

10^{70}

10^{71}

10^{72}

10^{73}

10^{74}

10^{75}

10^{76}

10^{77}

10^{78}

10^{79}

10^{80}

10^{81}

10^{82}

10^{83}

10^{84}

10^{85}

10^{86}

10^{87}

10^{88}

10^{89}

10^{90}

10^{91}

10^{92}

10^{93}

10^{94}

10^{95}

10^{96}

10^{97}

10^{98}

10^{99}

10^{100}

10^{101}

10^{102}

10^{103}

10^{104}

10^{105}

10^{106}

10^{107}

10^{108}

10^{109}

10^{110}

10^{111}

10^{112}

10^{113}

10^{114}

10^{115}

10^{116}

10^{117}

10^{118}

10^{119}

10^{120}

10^{121}

10^{122}

10^{123}

10^{124}

10^{125}

10^{126}

10^{127}

10^{128}

10^{129}

10^{130}

10^{131}

10^{132}

10^{133}

10^{134}

10^{135}

10^{136}

10^{137}

10^{138}

10^{139}

10^{140}

10^{141}

10^{142}

10^{143}

10^{144}

10^{145}

10^{146}

10^{147}

10^{148}

10^{149}

10^{150}

10^{151}

10^{152}

10^{153}

10^{154}

10^{155}

10^{156}

10^{157}

10^{158}

10^{159}

10^{160}

10^{161}

10^{162}

10^{163}

10^{164}

10^{165}

10^{166}

10^{167}

10^{168}

10^{169}

10^{170}

10^{171}

10^{172}

10^{173}

10^{174}

10^{175}

10^{176}

10^{177}

10^{178}

10^{179}

10^{180}

10^{181}

10^{182}

10^{183}

10^{184}

10^{185}

10^{186}

10^{187}

10^{188}

10^{189}

10^{190}

10^{191}

10^{192}

10^{193}

10^{194}

10^{195}

10^{196}

10^{197}

10^{198}

10^{199}

10^{200}

10^{201}

10^{202}

10^{203}

10^{204}

10^{205}

10^{206}

10^{207}

10^{208}

10^{209}

10^{210}

10^{211}

10^{212}

10^{213}

10^{214}

10^{215}

10^{216}

10^{217}

10^{218}

10^{219}

10^{220}

10^{221}

10^{222}

10^{223}

10^{224}

10^{225}

10^{226}

10^{227}

10^{228}

10^{229}

10^{230}

10^{231}

10^{232}

10^{233}

10^{234}

10^{235}

10^{236}

10^{237}

10^{238}

10^{239}

10^{240}

10^{241}

10^{242}

10^{243}

10^{244}

10^{245}

10^{246}

10^{247}

10^{248}

10^{249}

10^{250}

10^{251}

10^{252}

10^{253}

10^{254}

10^{255}

10^{256}

10^{257}

10^{258}

10^{259}

10^{260}

10^{261}

10^{262}

10^{263}

10^{264}

10^{265}

10^{266}

10^{267}

10^{268}

10^{269}

10^{270}

10^{271}

10^{272}

10^{273}

10^{274}

10^{275}

10^{276}

10^{277}

10^{278}

10^{279}

10^{280}

10^{281}

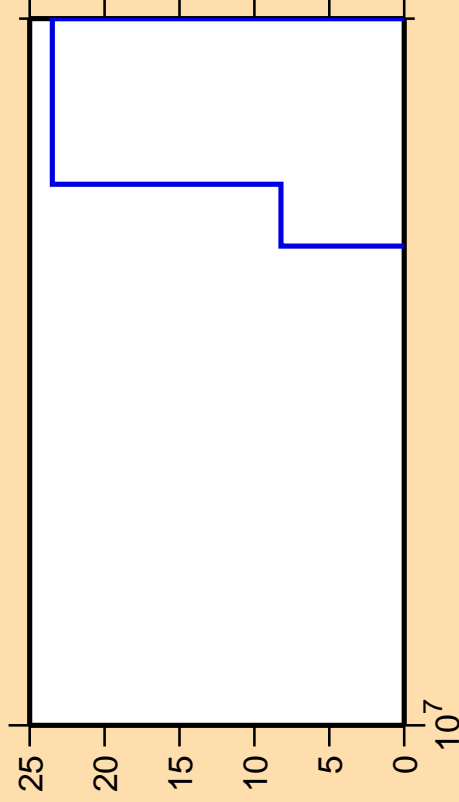
10^{282}

10^{283}

10^{284}

10^{285}

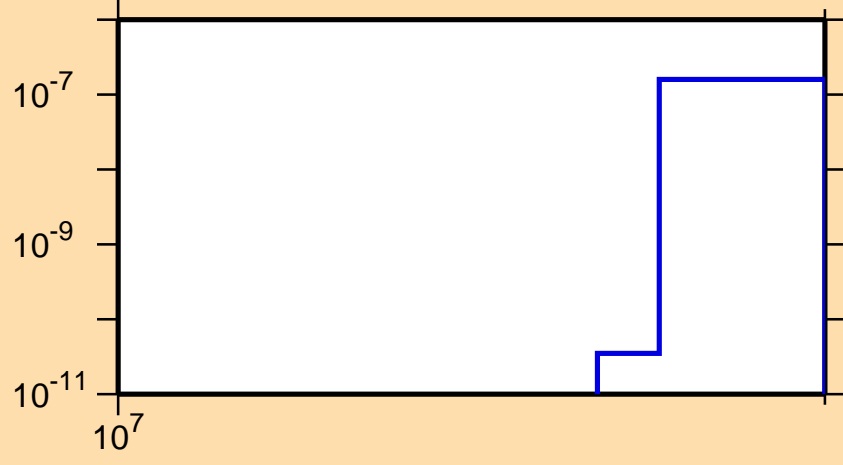
$\Delta\sigma/\sigma$ vs. E for $^{137}\text{Ba}(n,2np)$



Ordinate scales are % relative standard deviation and barns.

Abscissa scales are energy (eV).

σ vs. E for $^{137}\text{Ba}(n,2np)$



10^7

10^{-11}

10^{-9}

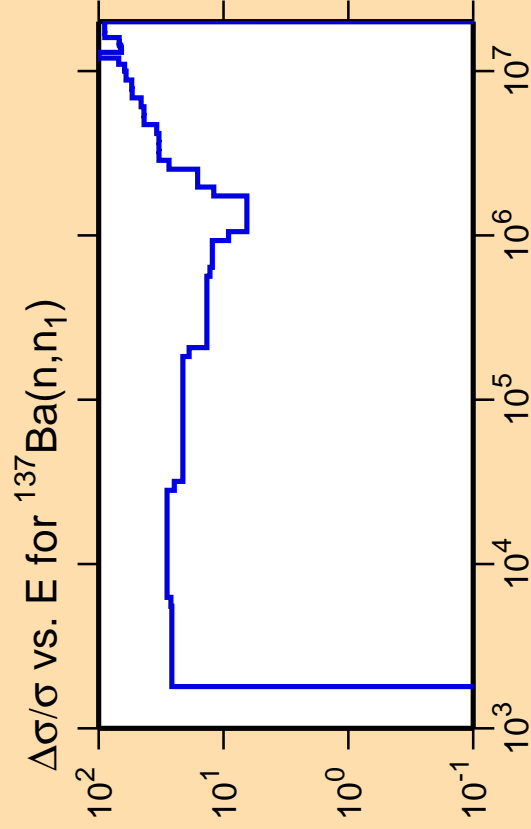
10^{-7}

Correlation Matrix



1.0
0.8
0.6
0.4
0.2
0.0

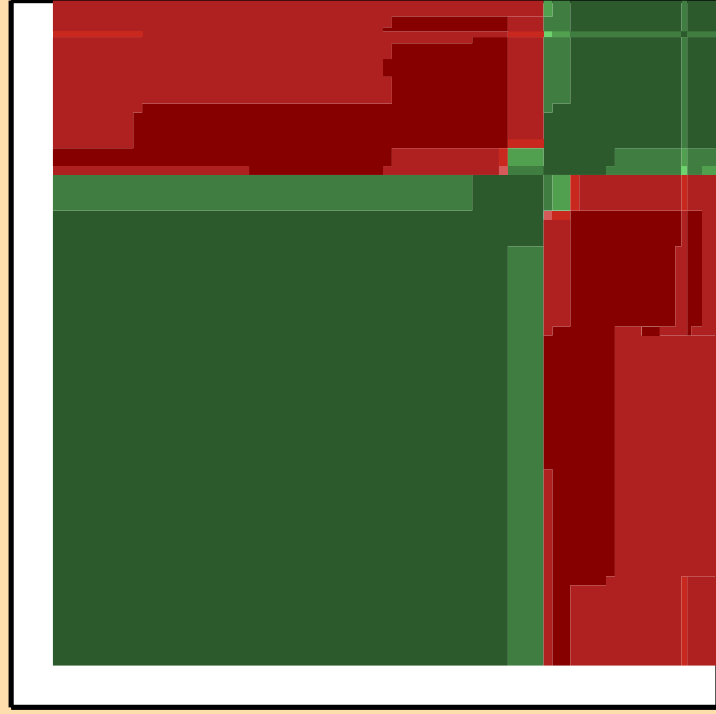
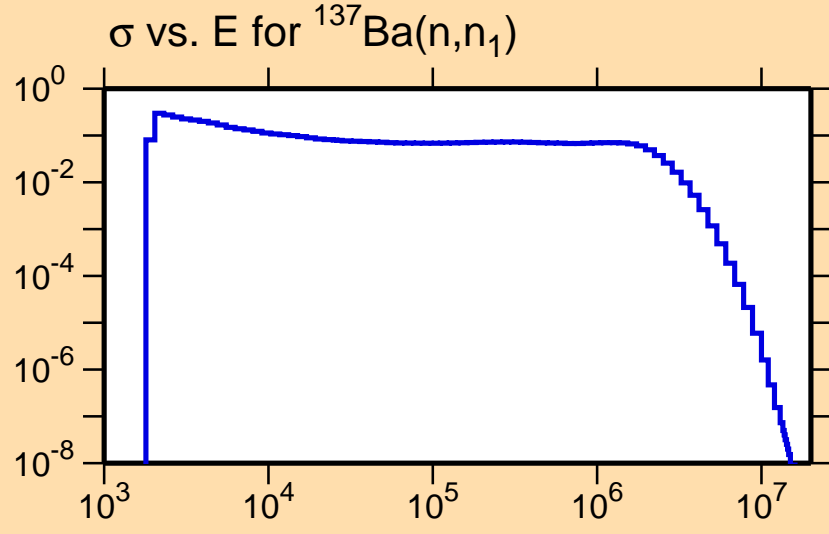
-1.0
-0.8
-0.6
-0.4
-0.2
0.0



Ordinate scales are % relative standard deviation and barns.

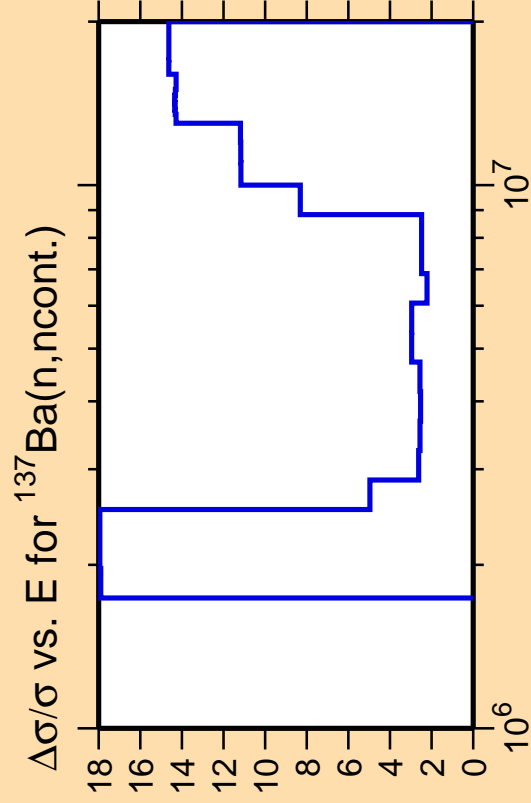
Abscissa scales are energy (eV).

Warning: some uncertainty data were suppressed.



Correlation Matrix


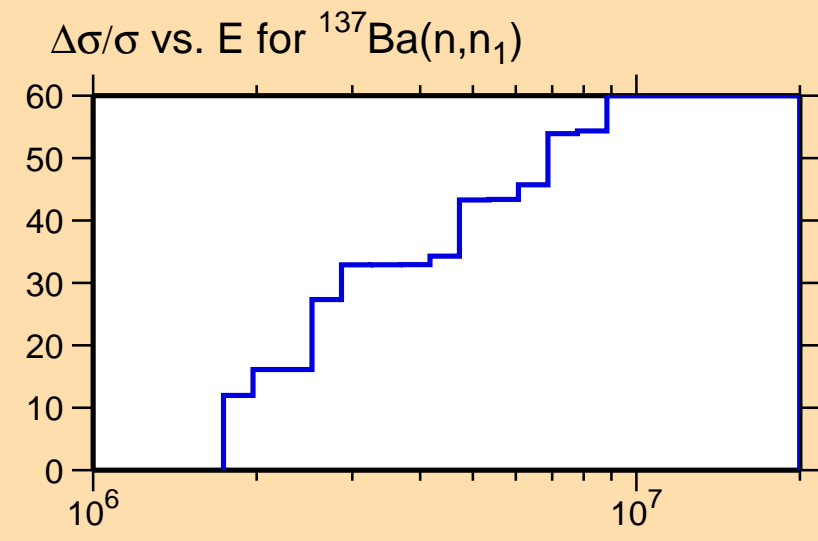




Ordinate scale is %
relative standard deviation.

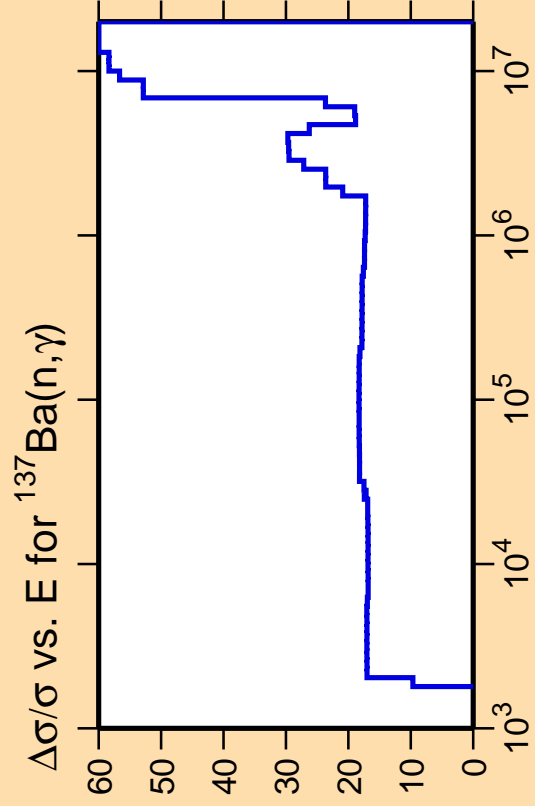
Abscissa scales are energy (eV).

Warning: some uncertainty
data were suppressed.



Correlation Matrix



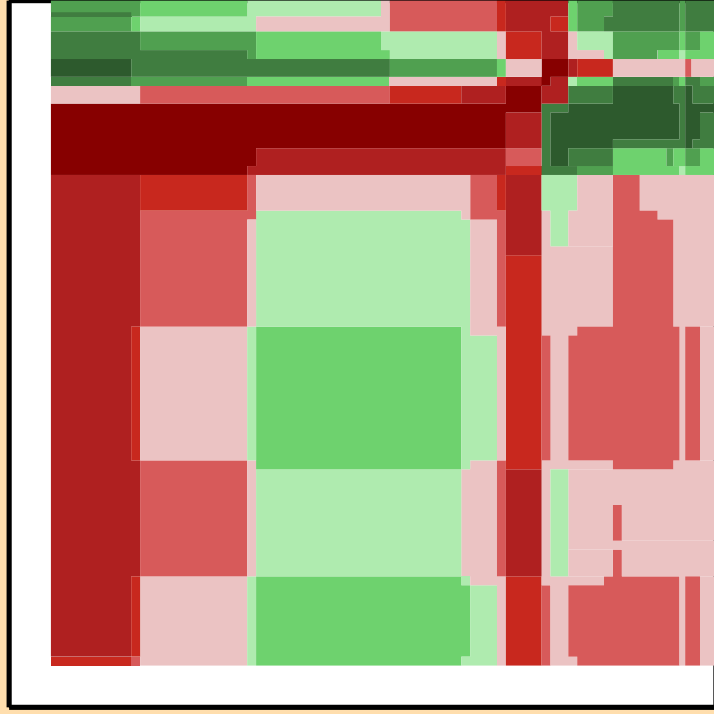
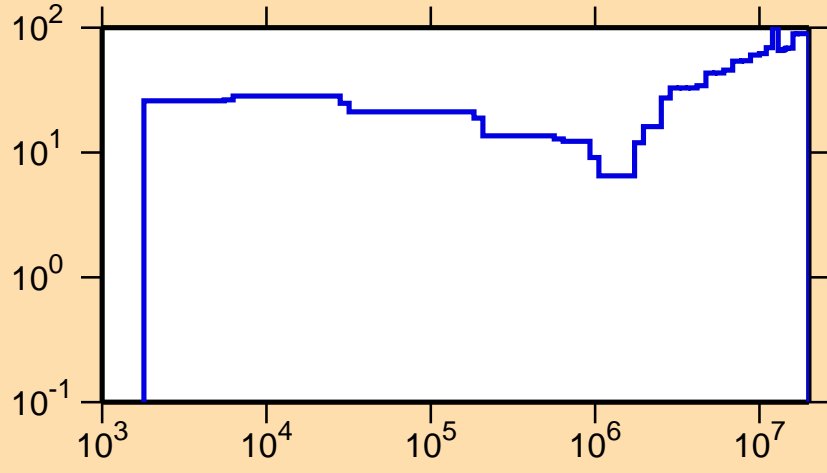


Ordinate scale is %
relative standard deviation.

Abscissa scales are energy (eV).

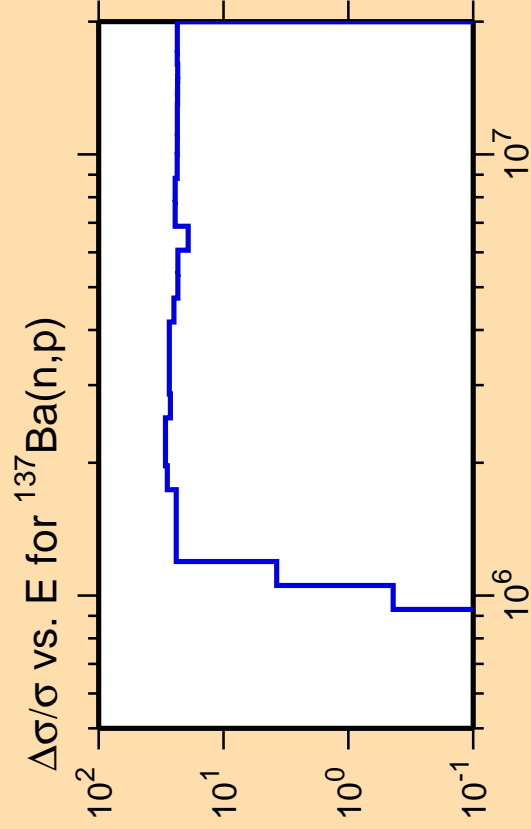
Warning: some uncertainty
data were suppressed.

$\Delta\sigma/\sigma$ vs. E for $^{137}\text{Ba}(n,n_1)$



Correlation Matrix


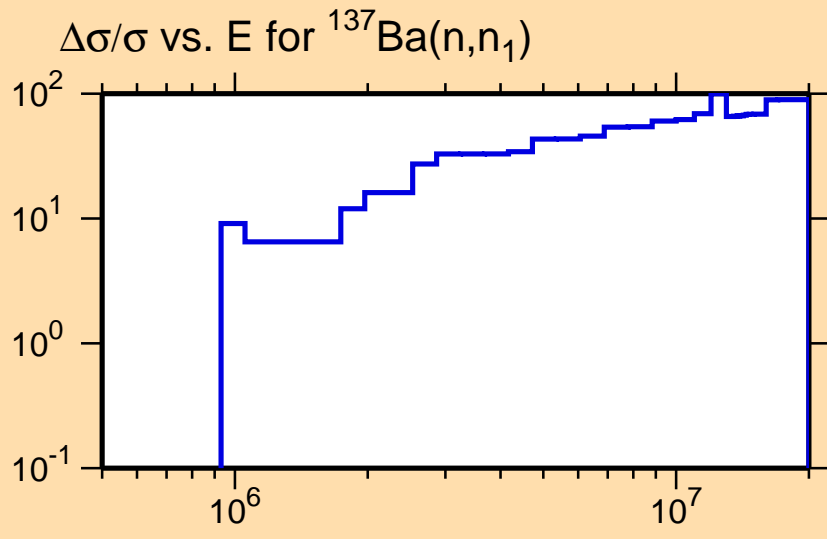




Ordinate scale is %
relative standard deviation.

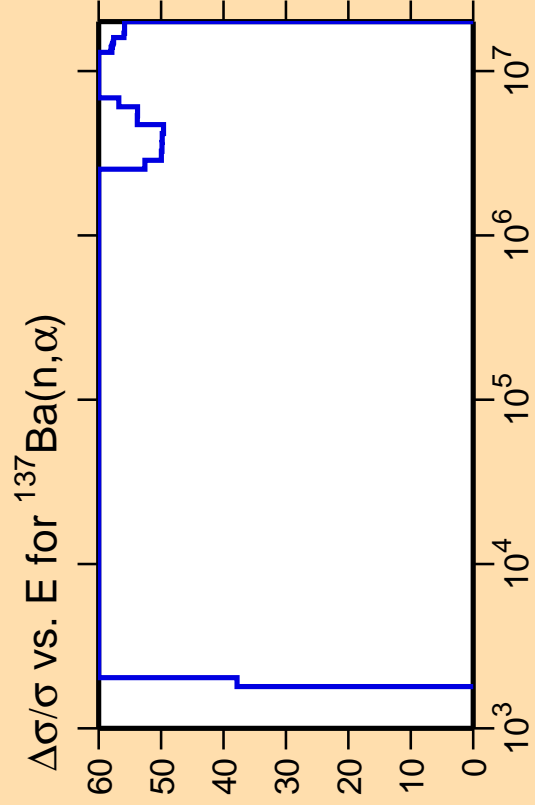
Abscissa scales are energy (eV).

Warning: some uncertainty
data were suppressed.



Correlation Matrix




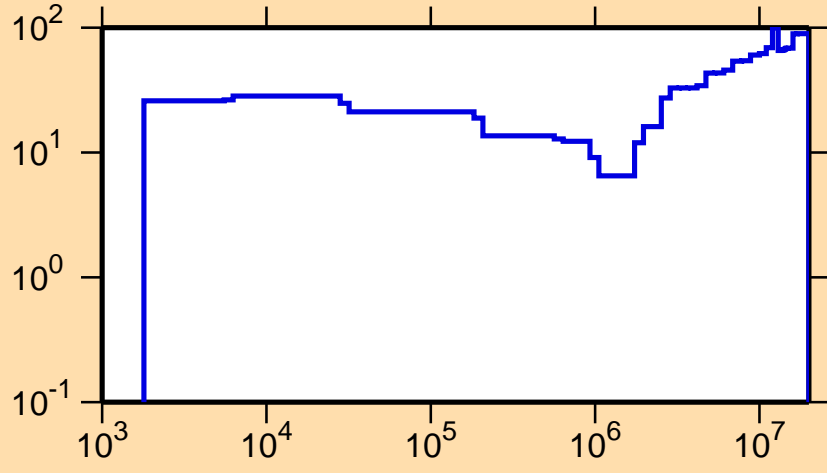


Ordinate scale is %
relative standard deviation.

Abscissa scales are energy (eV).

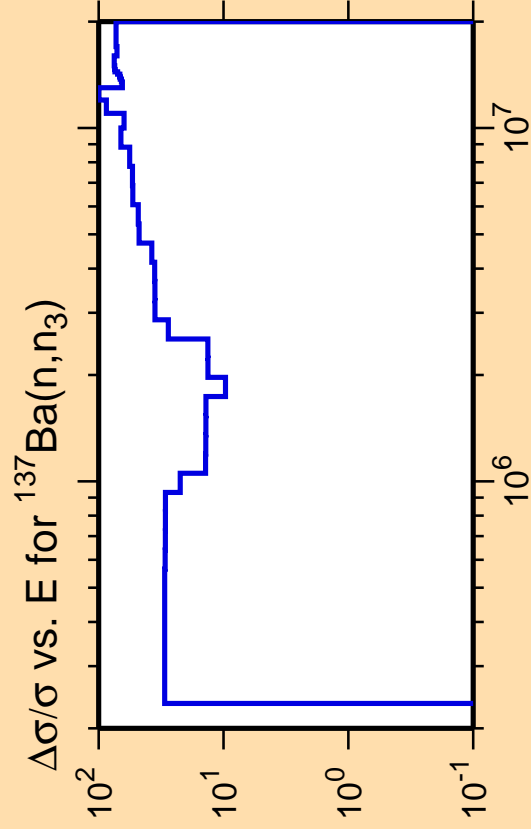
Warning: some uncertainty
data were suppressed.

$\Delta\sigma/\sigma$ vs. E for $^{137}\text{Ba}(n,n_1)$



Correlation Matrix

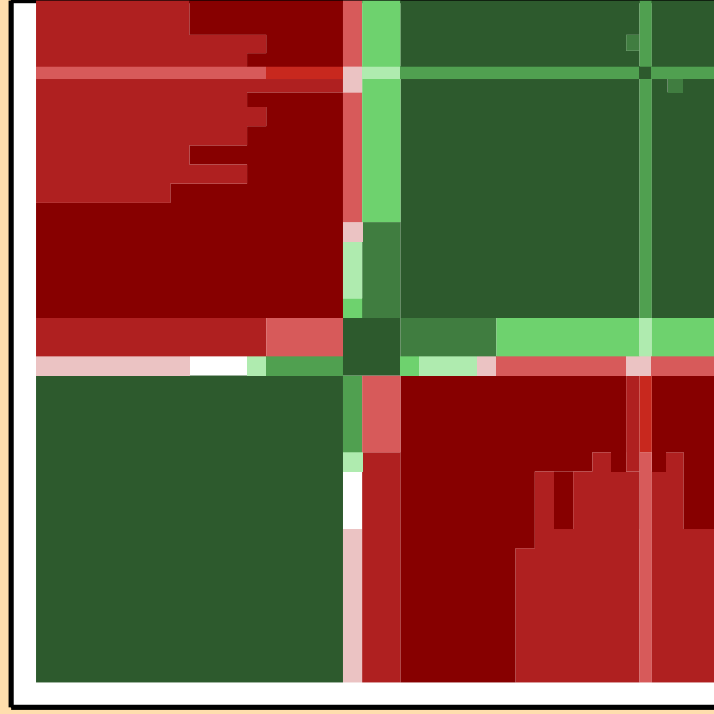
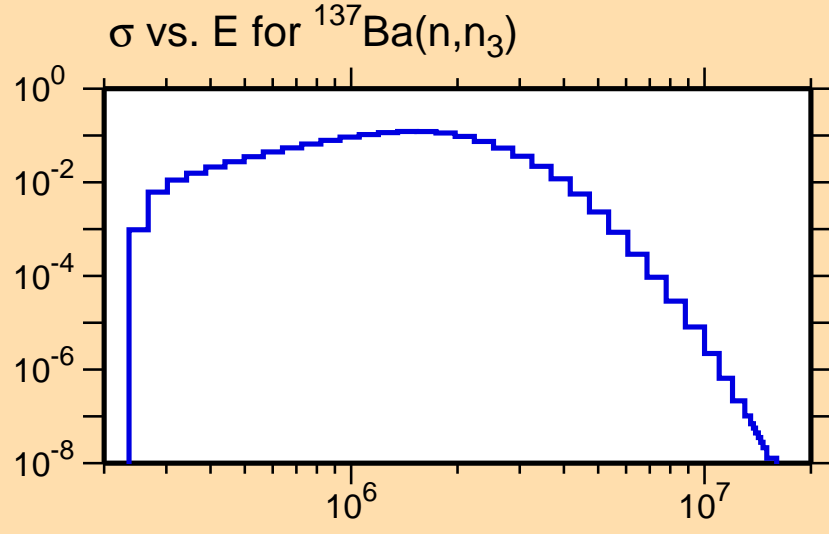




Ordinate scales are % relative standard deviation and barns.

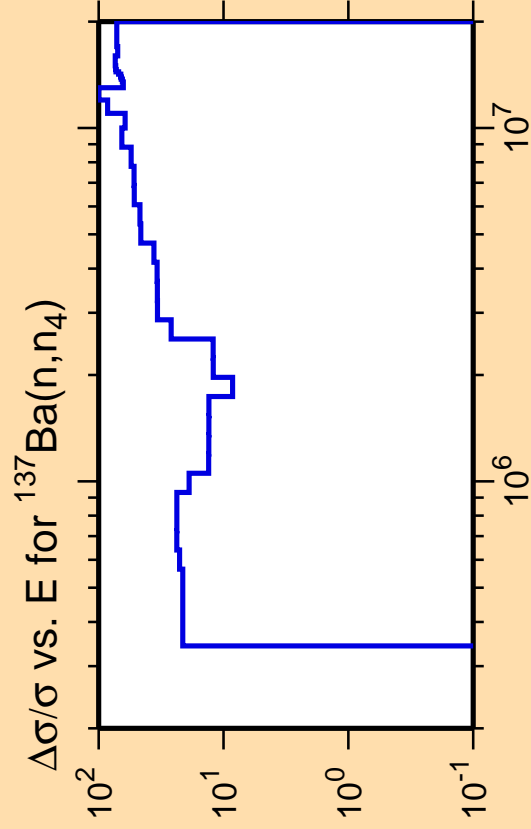
Abscissa scales are energy (eV).

Warning: some uncertainty data were suppressed.



Correlation Matrix

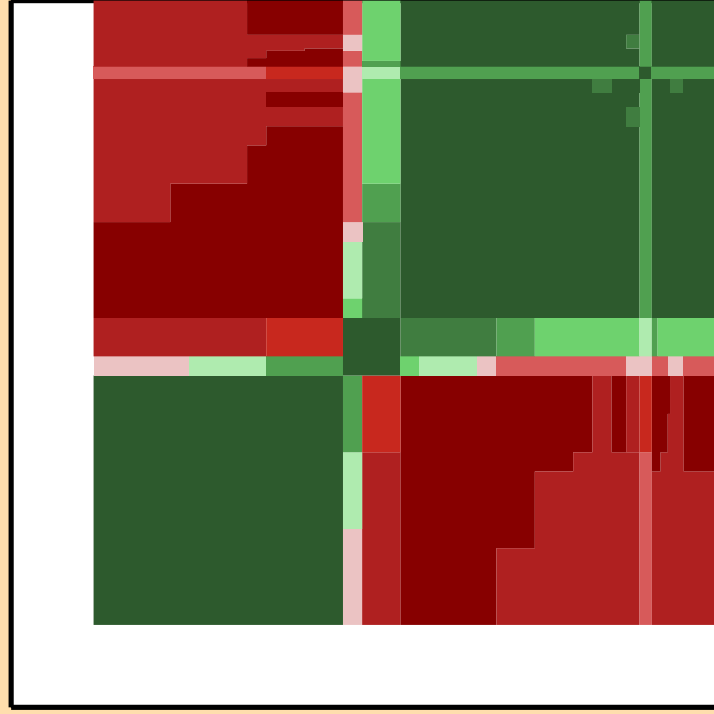
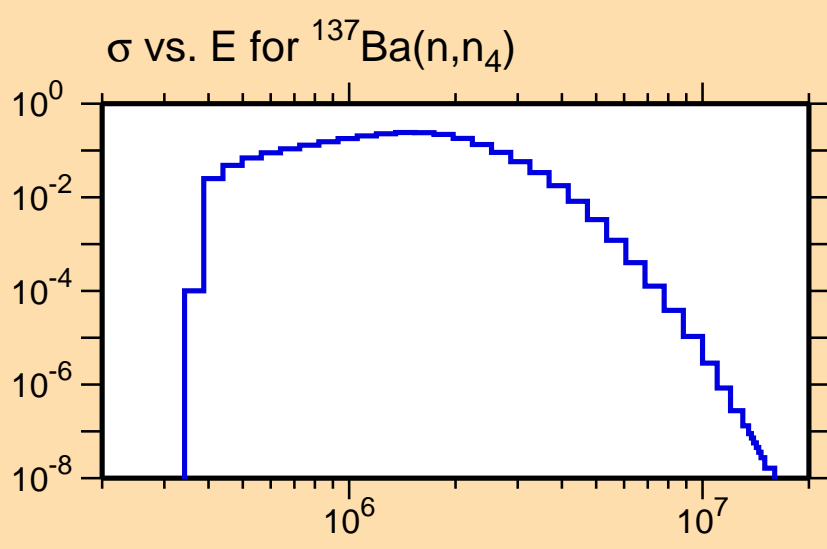




Ordinate scales are % relative standard deviation and barns.

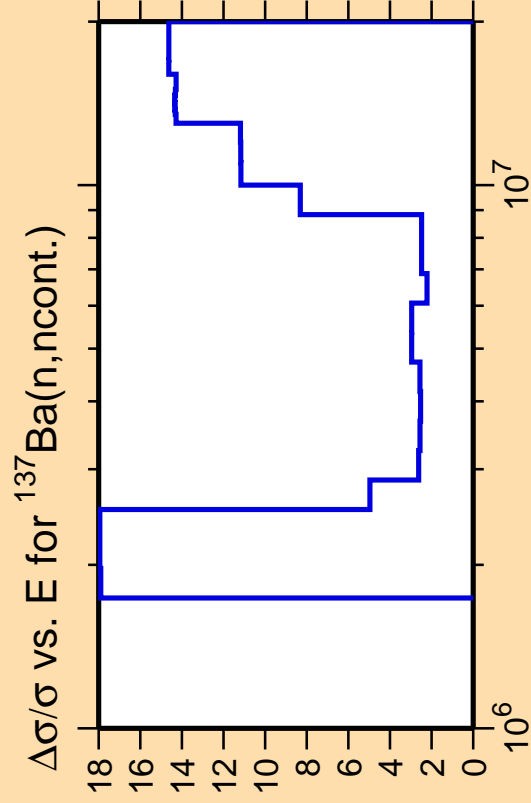
Abscissa scales are energy (eV).

Warning: some uncertainty data were suppressed.



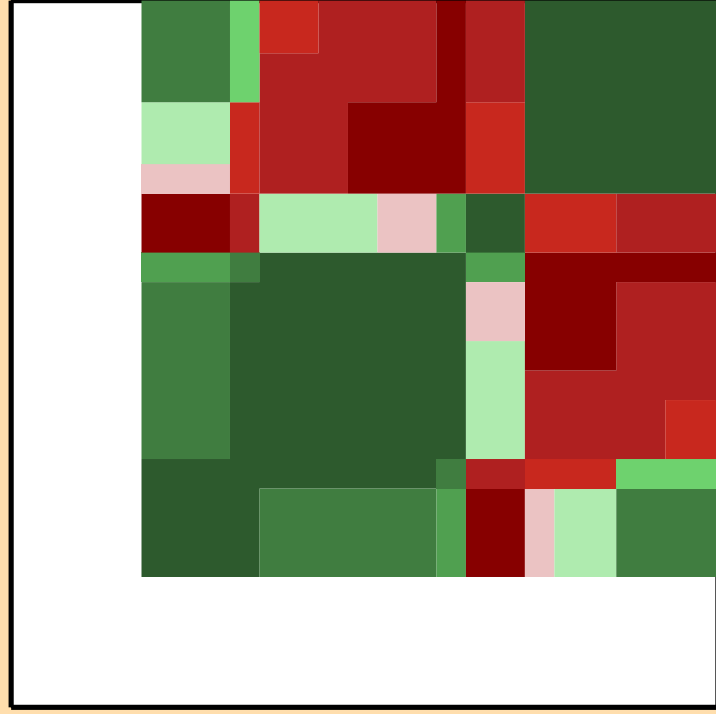
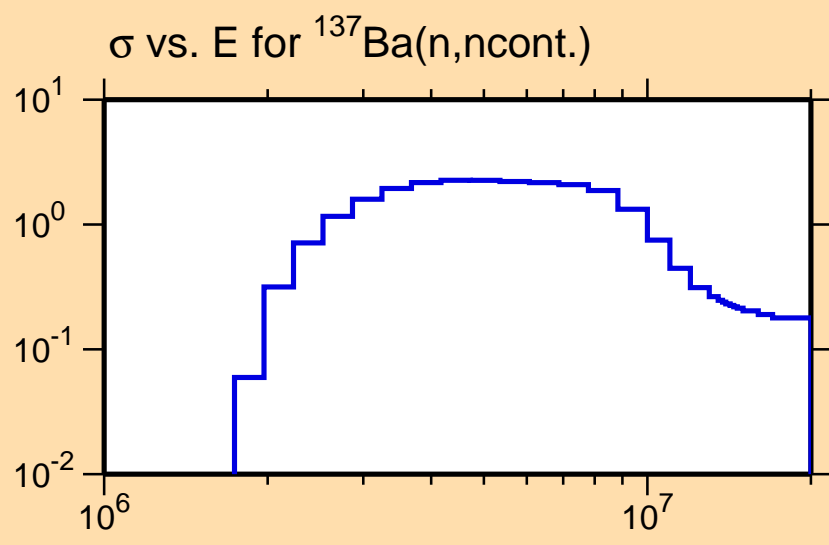
Correlation Matrix





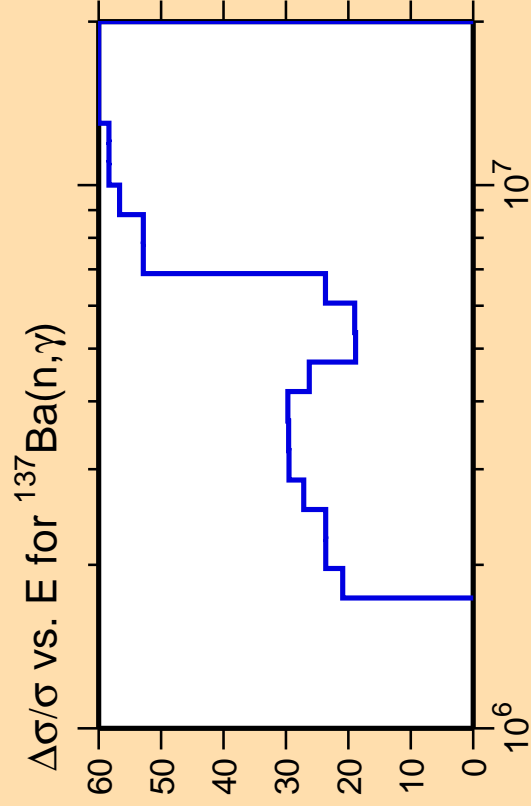
Ordinate scales are % relative standard deviation and barns.

Abscissa scales are energy (eV).



Correlation Matrix




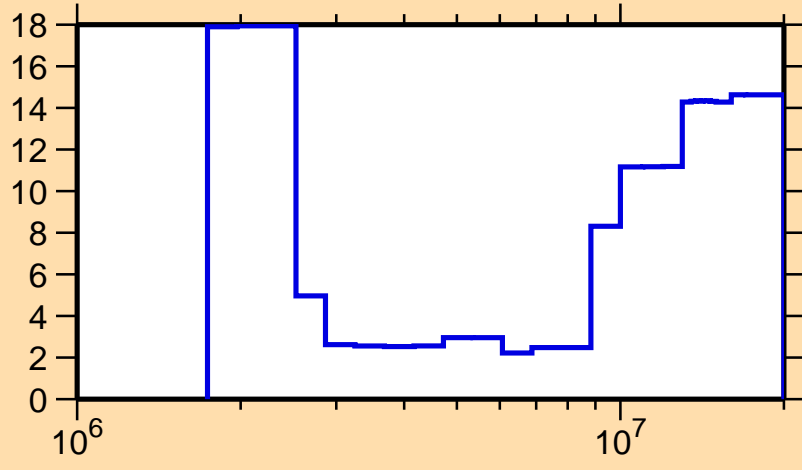


Ordinate scale is %
relative standard deviation.

Abscissa scales are energy (eV).

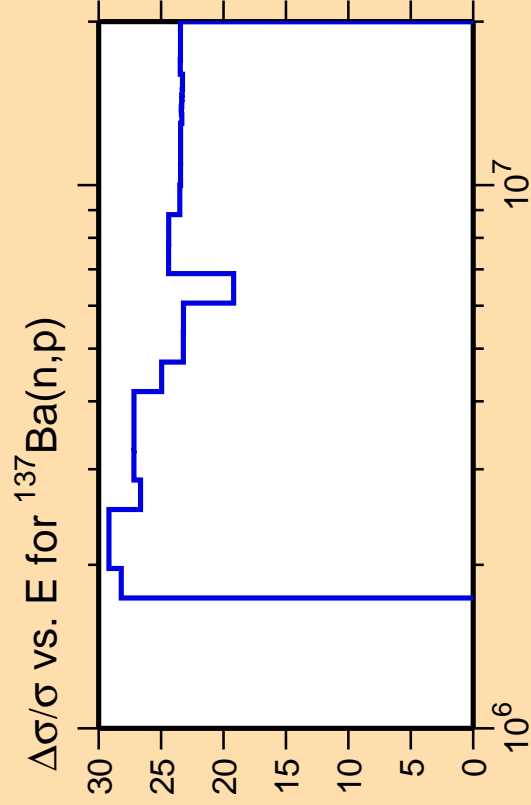
Warning: some uncertainty
data were suppressed.

$\Delta\sigma/\sigma$ vs. E for $^{137}\text{Ba}(n,n\text{cont.})$



Correlation Matrix


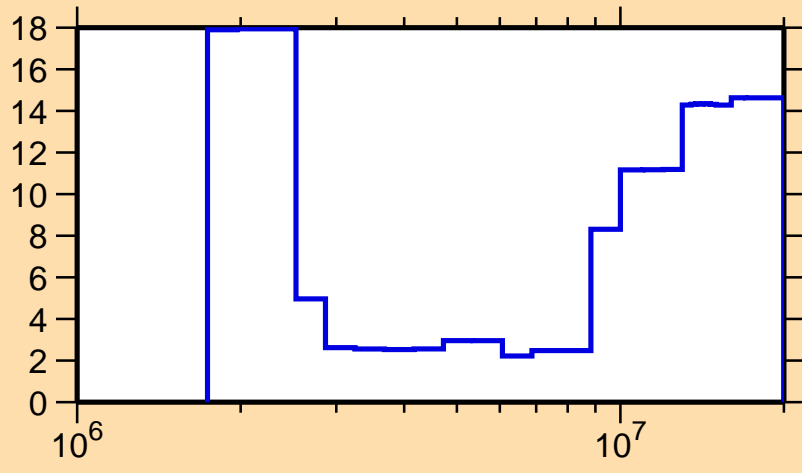




Ordinate scale is %
relative standard deviation.

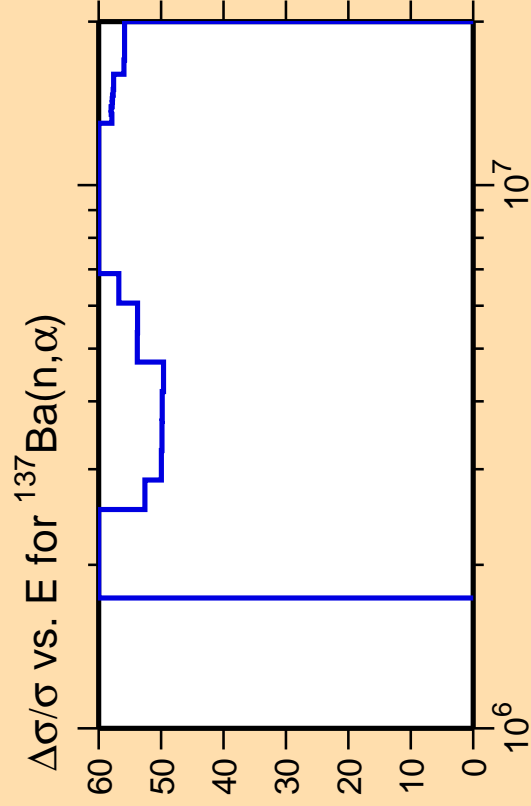
Abscissa scales are energy (eV).

$\Delta\sigma/\sigma$ vs. E for $^{137}\text{Ba}(n,n\text{cont.})$



Correlation Matrix



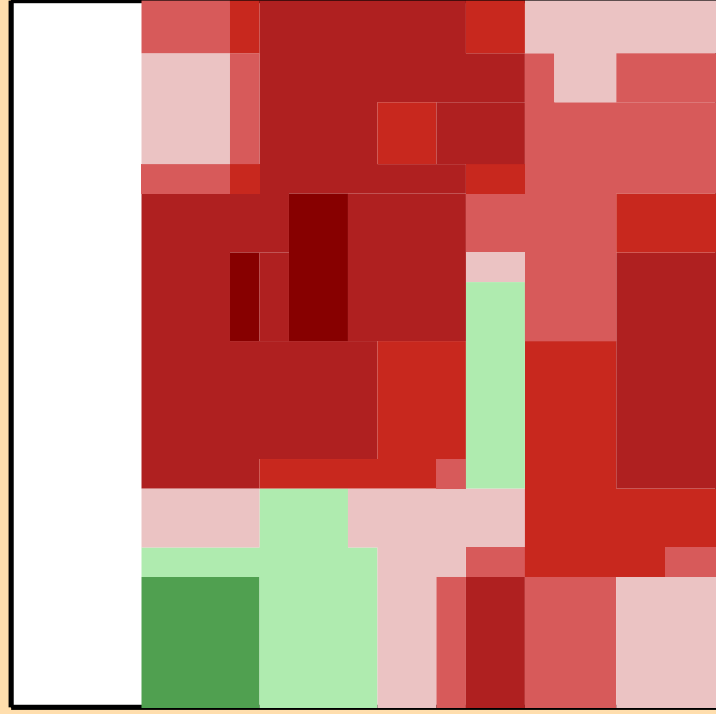
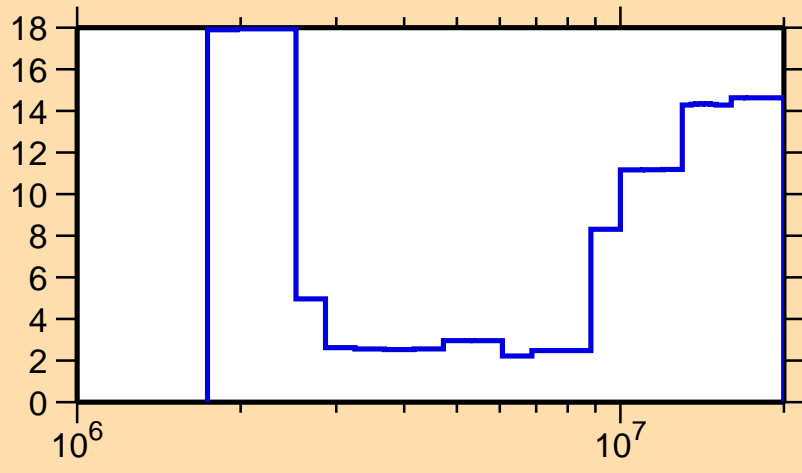


Ordinate scale is %
relative standard deviation.

Abscissa scales are energy (eV).

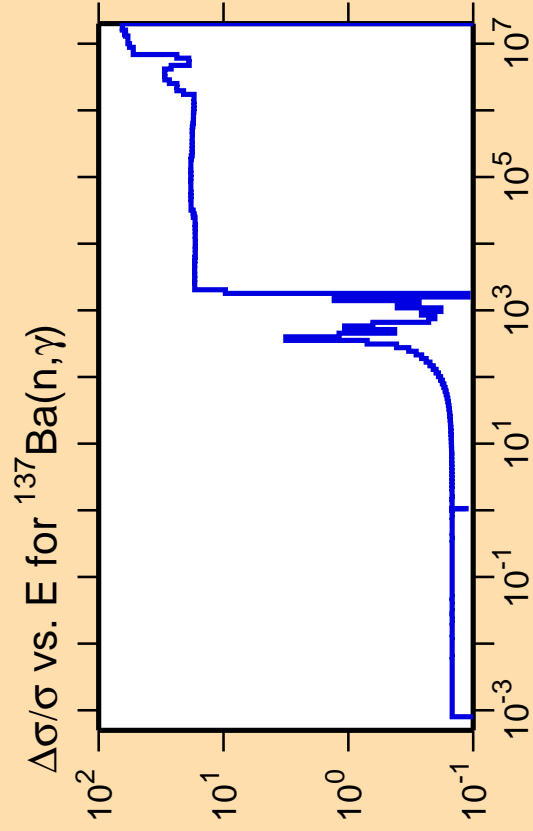
Warning: some uncertainty
data were suppressed.

$\Delta\sigma/\sigma$ vs. E for $^{137}\text{Ba}(n,n\text{cont.})$



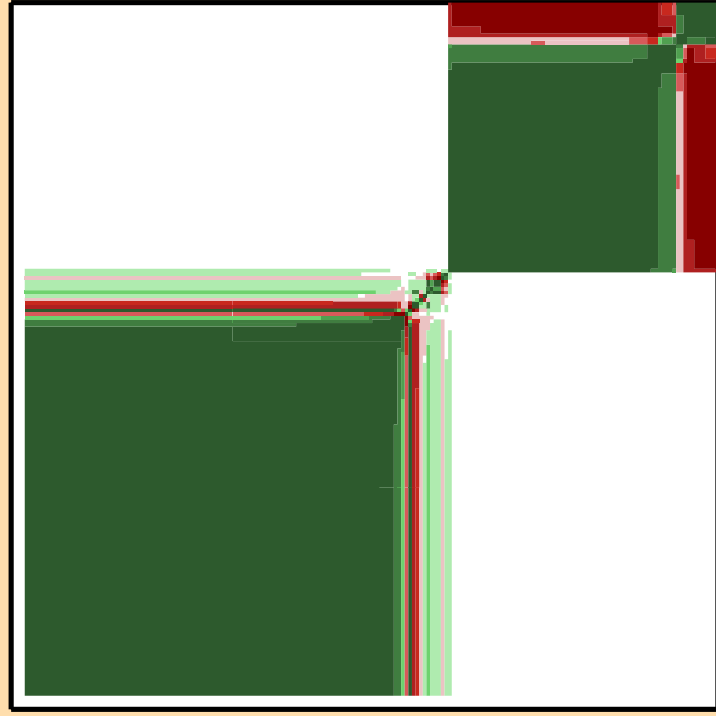
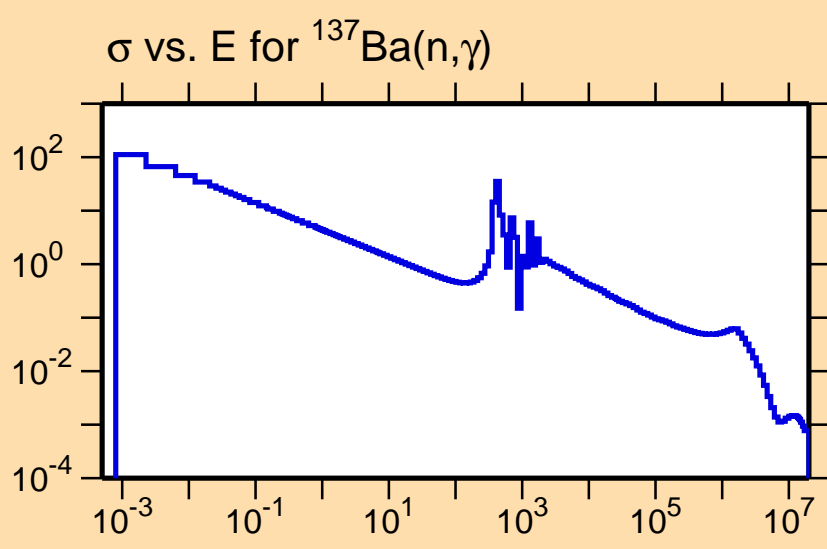
Correlation Matrix





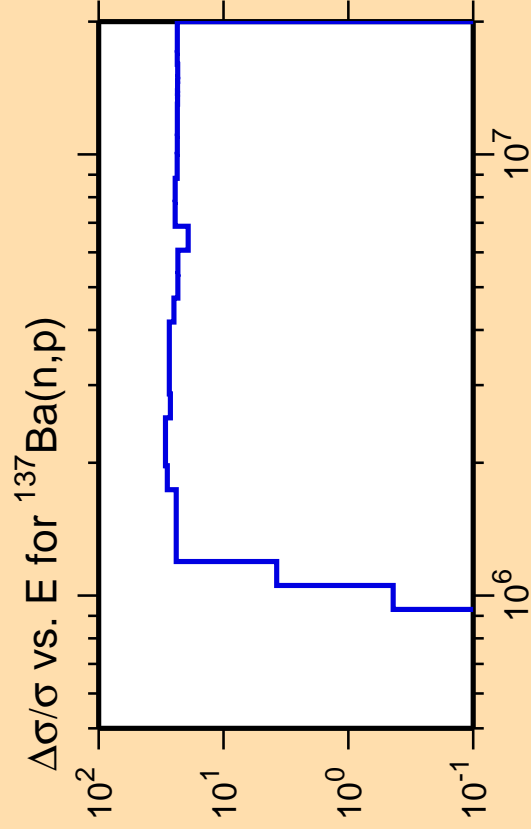
Ordinate scales are % relative standard deviation and barns.

Abscissa scales are energy (eV).



Correlation Matrix



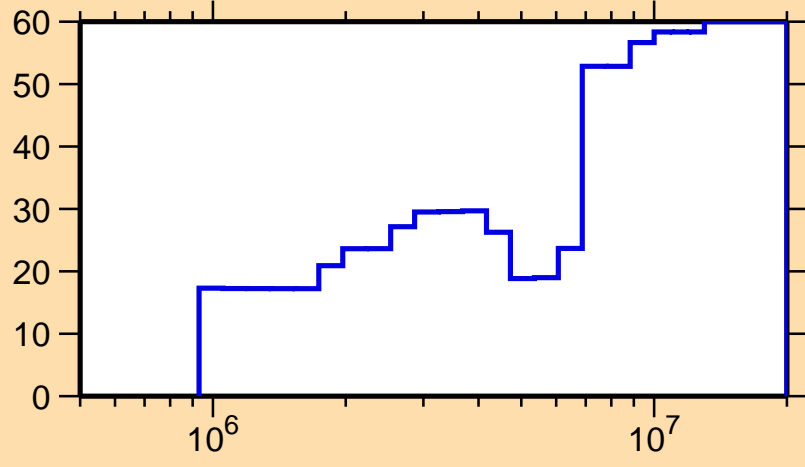


Ordinate scale is %
relative standard deviation.

Abscissa scales are energy (eV).

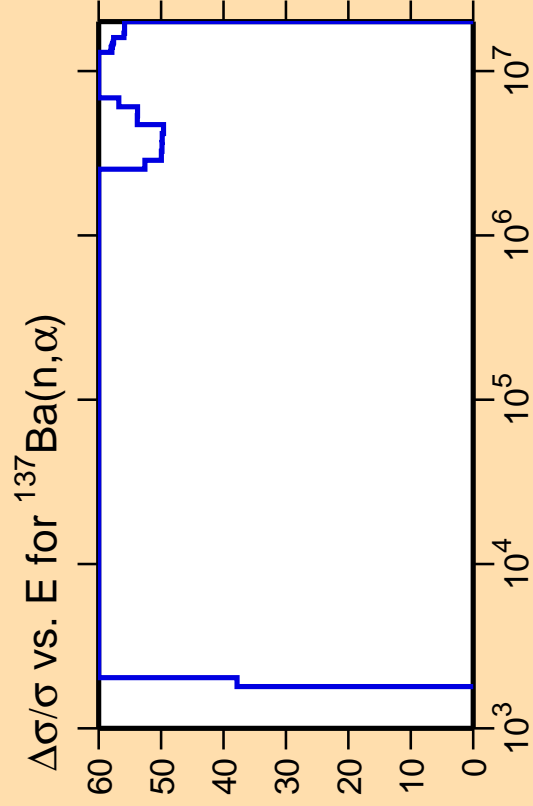
Warning: some uncertainty
data were suppressed.

$\Delta\sigma/\sigma$ vs. E for $^{137}\text{Ba}(n,\gamma)$



Correlation Matrix




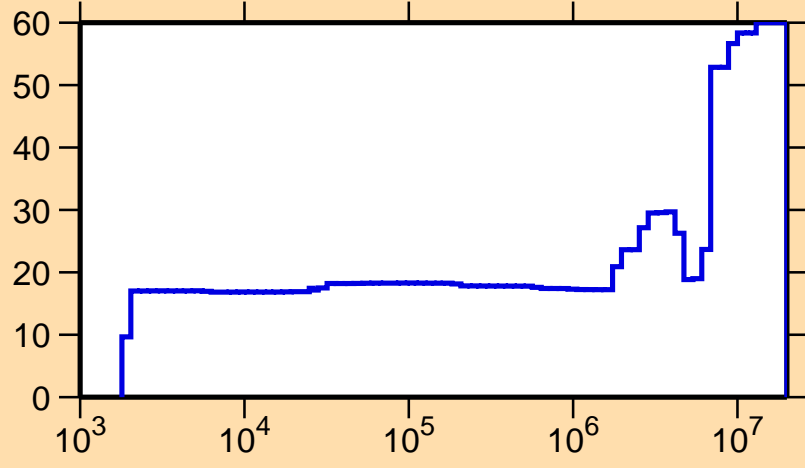


Ordinate scale is %
relative standard deviation.

Abscissa scales are energy (eV).

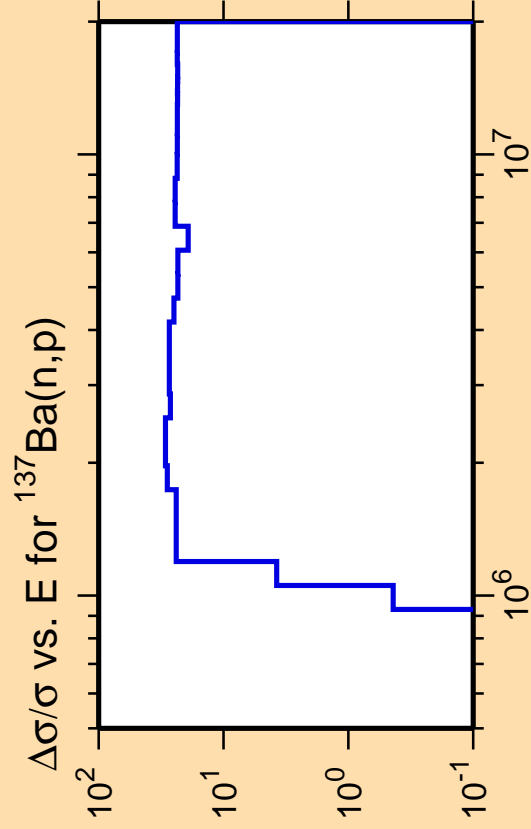
Warning: some uncertainty
data were suppressed.

$\Delta\sigma/\sigma$ vs. E for $^{137}\text{Ba}(n,\gamma)$




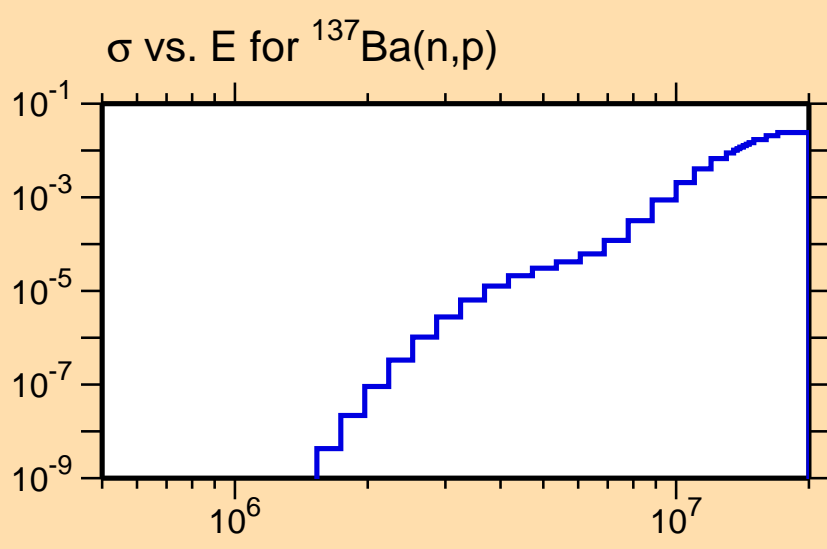
Correlation Matrix





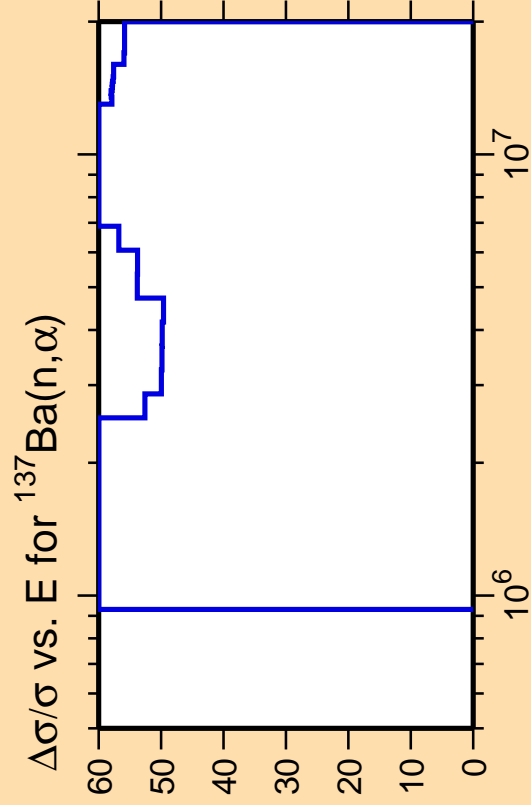
Ordinate scales are % relative standard deviation and barns.

Abscissa scales are energy (eV).



Correlation Matrix


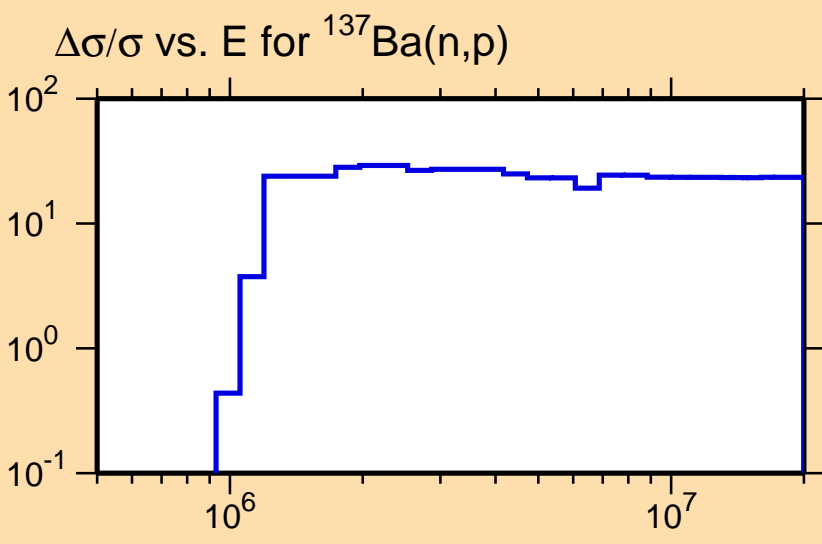




Ordinate scale is %
relative standard deviation.

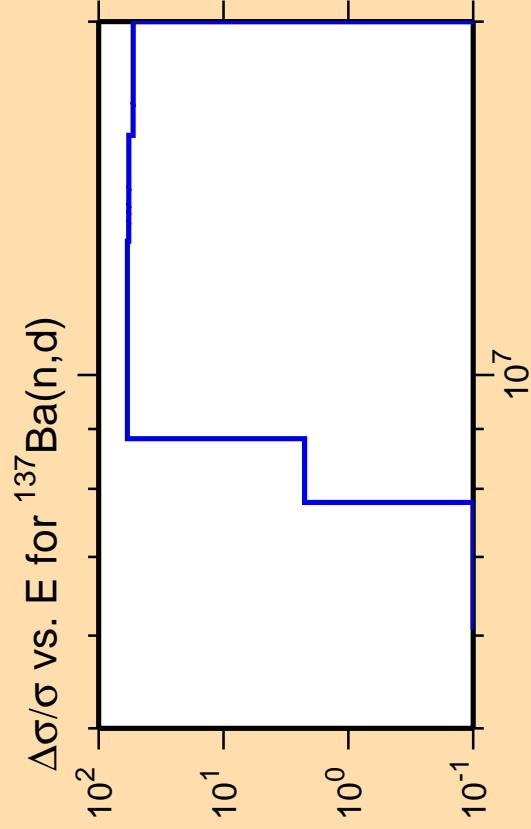
Abscissa scales are energy (eV).

Warning: some uncertainty
data were suppressed.



Correlation Matrix

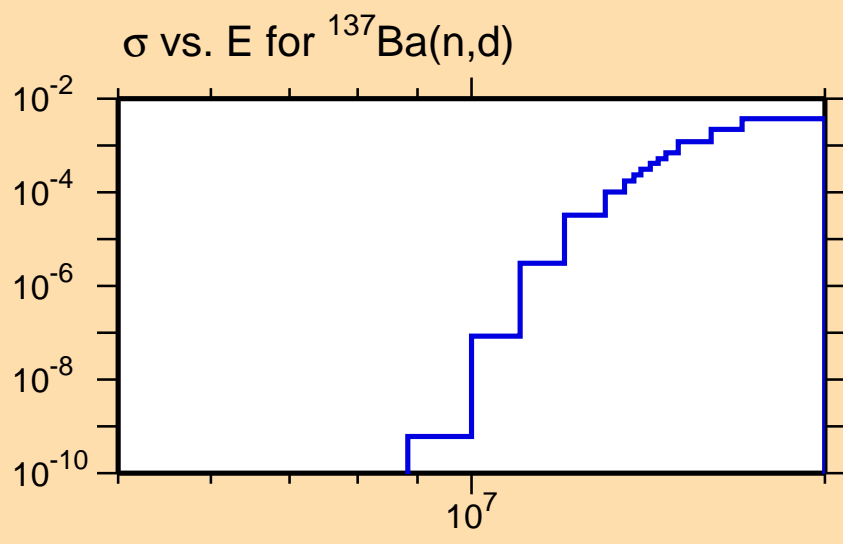




Ordinate scales are % relative standard deviation and barns.

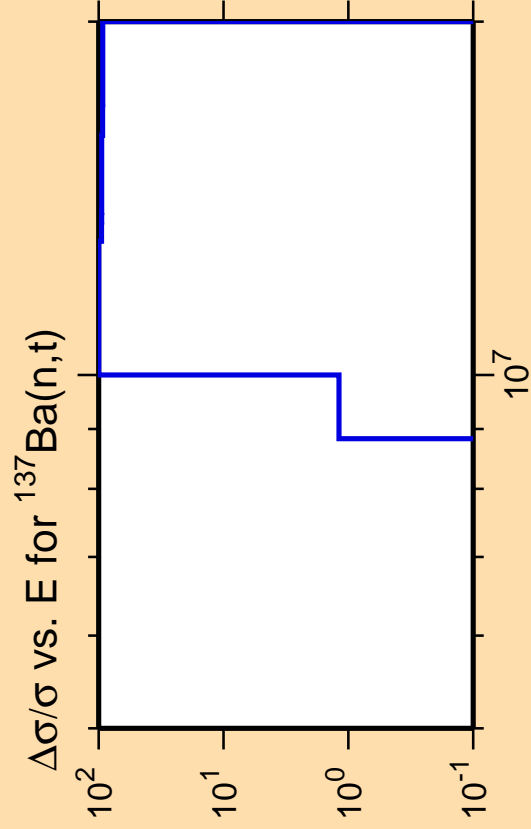
Abscissa scales are energy (eV).

Warning: some uncertainty data were suppressed.



Correlation Matrix

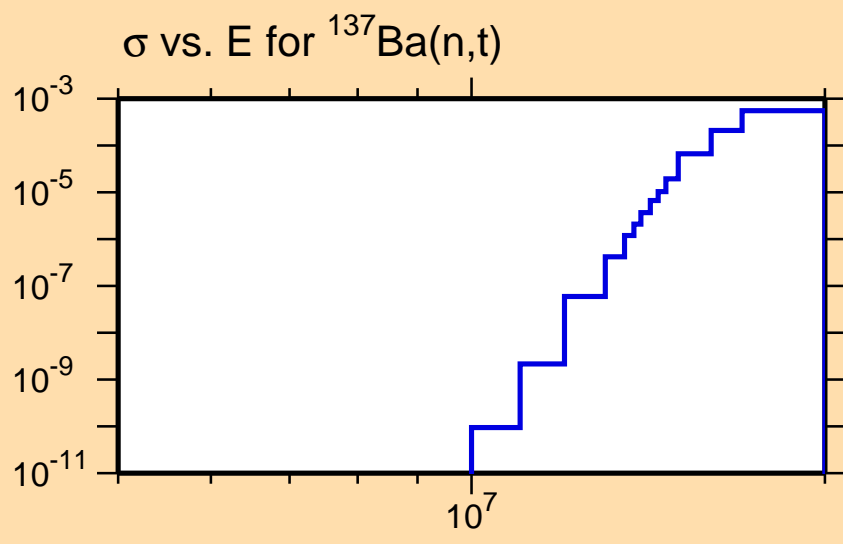




Ordinate scales are % relative standard deviation and barns.

Abscissa scales are energy (eV).

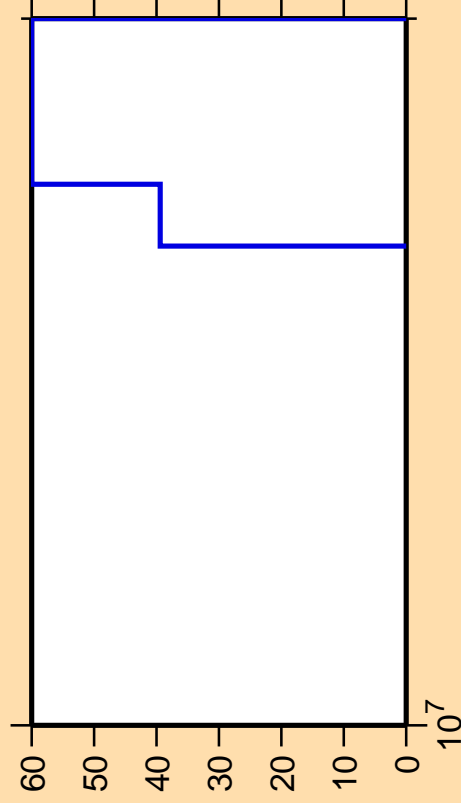
Warning: some uncertainty data were suppressed.



Correlation Matrix



$\Delta\sigma/\sigma$ vs. E for $^{137}\text{Ba}(n,\text{He}3)$

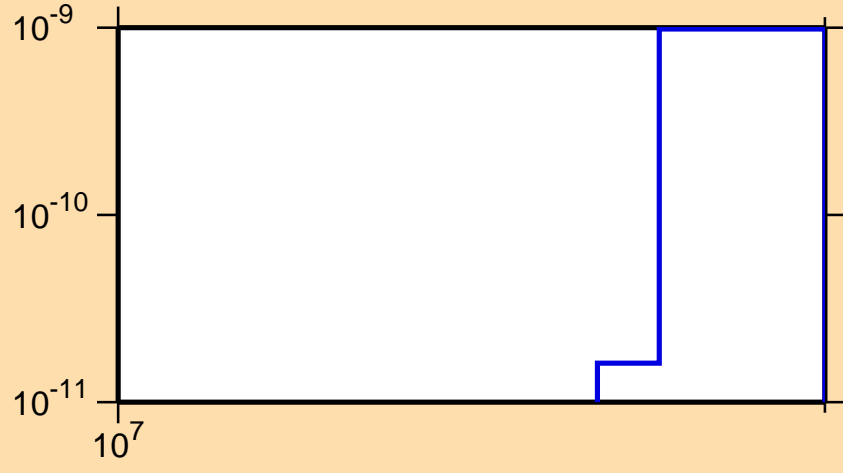


Ordinate scales are % relative standard deviation and barns.

Abscissa scales are energy (eV).

Warning: some uncertainty data were suppressed.

σ vs. E for $^{137}\text{Ba}(n,\text{He}3)$



10^7

10^{-11}

10^{-10}

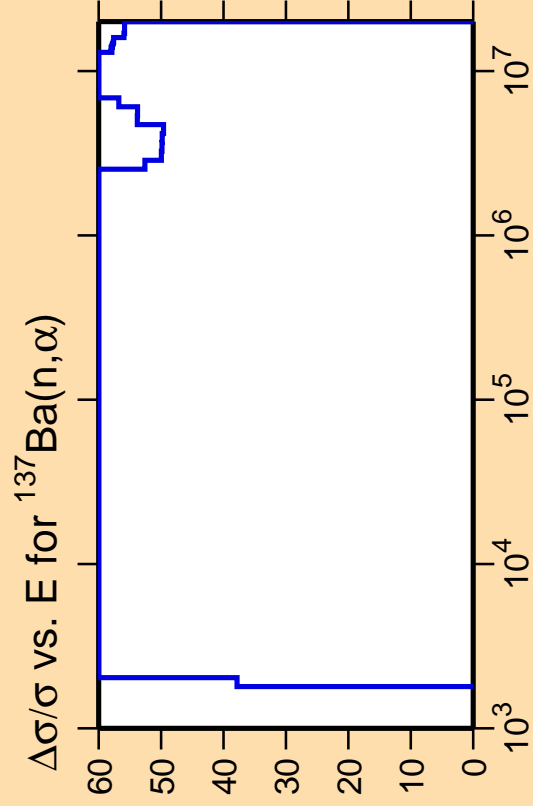
10^{-9}

Correlation Matrix



1.0
0.8
0.6
0.4
0.2
0.0


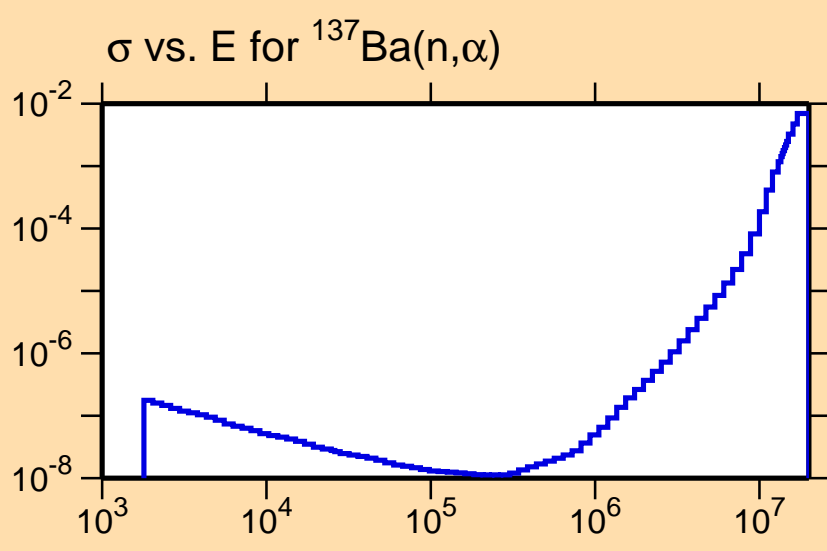
-1.0
-0.8
-0.6
-0.4
-0.2
0.0



Ordinate scales are % relative standard deviation and barns.

Abscissa scales are energy (eV).

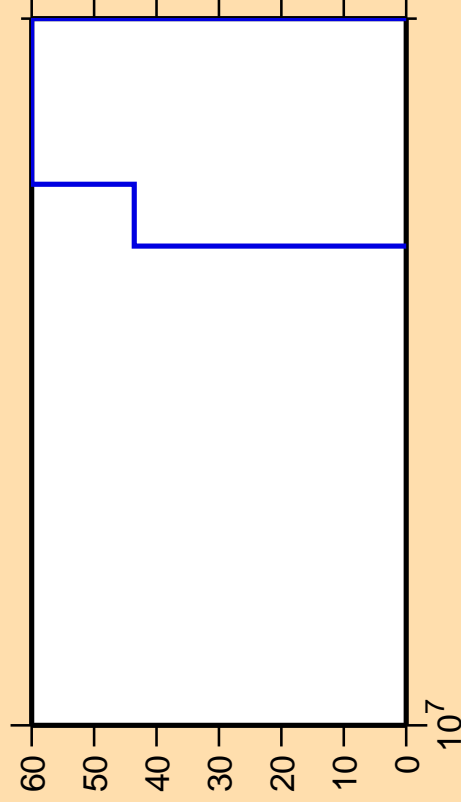
Warning: some uncertainty data were suppressed.



Correlation Matrix



$\Delta\sigma/\sigma$ vs. E for $^{137}\text{Ba}(n,p\alpha)$

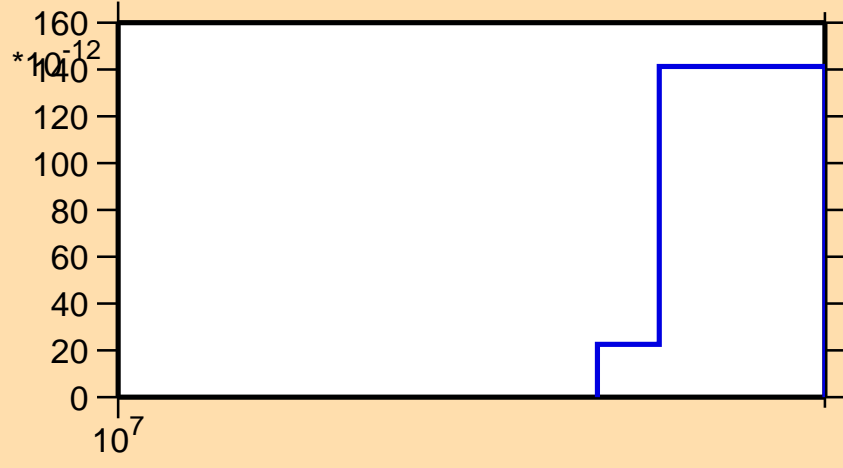


Ordinate scales are % relative standard deviation and barns.

Abscissa scales are energy (eV).

Warning: some uncertainty data were suppressed.

σ vs. E for $^{137}\text{Ba}(n,p\alpha)$



10^7

10^{12}

160

140

120

100

80

60

40

20

0

0

20

40

60

80

100

120

140

160

10⁷

10⁸

10⁹

10¹⁰

10¹¹

10¹²

*

10⁷

10⁸

10⁹

10¹⁰

10¹¹

10¹²

10¹³

10¹⁴

10¹⁵

10¹⁶

10¹⁷

10¹⁸

10¹⁹

10²⁰

10²¹

10²²

10²³

10²⁴

10²⁵

10²⁶

10²⁷

10²⁸

10²⁹

10³⁰

10³¹

10³²

10³³

10³⁴

10³⁵

10³⁶

10³⁷

10³⁸

10³⁹

10⁴⁰

10⁴¹

10⁴²

10⁴³

10⁴⁴

10⁴⁵

10⁴⁶

10⁴⁷

10⁴⁸

10⁴⁹

10⁵⁰

10⁵¹

10⁵²

10⁵³

10⁵⁴

10⁵⁵

10⁵⁶

10⁵⁷

10⁵⁸

10⁵⁹

10⁶⁰

10⁶¹

10⁶²

10⁶³

10⁶⁴

10⁶⁵

10⁶⁶

10⁶⁷

10⁶⁸

10⁶⁹

10⁷⁰

10⁷¹

10⁷²

10⁷³

10⁷⁴

10⁷⁵

10⁷⁶

10⁷⁷

10⁷⁸

10⁷⁹

10⁸⁰

10⁸¹

10⁸²

10⁸³

10⁸⁴

10⁸⁵

10⁸⁶

10⁸⁷

10⁸⁸

10⁸⁹

10⁹⁰

10⁹¹

10⁹²

10⁹³

10⁹⁴

10⁹⁵

10⁹⁶

10⁹⁷

10⁹⁸

10⁹⁹

10¹⁰⁰

10¹⁰¹

10¹⁰²

10¹⁰³

10¹⁰⁴

10¹⁰⁵

10¹⁰⁶

10¹⁰⁷

10¹⁰⁸

10¹⁰⁹

10¹¹⁰

10¹¹¹

10¹¹²

10¹¹³

10¹¹⁴

10¹¹⁵

10¹¹⁶

10¹¹⁷

10¹¹⁸

10¹¹⁹

10¹²⁰

10¹²¹

10¹²²

10¹²³

10¹²⁴

10¹²⁵

10¹²⁶

10¹²⁷

10¹²⁸

10¹²⁹

10¹³⁰

10¹³¹

10¹³²

10¹³³

10¹³⁴

10¹³⁵

10¹³⁶

10¹³⁷

10¹³⁸

10¹³⁹

10¹⁴⁰

10¹⁴¹

10¹⁴²

10¹⁴³

10¹⁴⁴

10¹⁴⁵

10¹⁴⁶

10¹⁴⁷

10¹⁴⁸

10¹⁴⁹

10¹⁵⁰

10¹⁵¹

10¹⁵²

10¹⁵³

10¹⁵⁴

10¹⁵⁵

10¹⁵⁶

10¹⁵⁷

10¹⁵⁸

10¹⁵⁹

10¹⁶⁰

10¹⁶¹

10¹⁶²

10¹⁶³

10¹⁶⁴

10¹⁶⁵

10¹⁶⁶

10¹⁶⁷

10¹⁶⁸

10¹⁶⁹

10¹⁷⁰

10¹⁷¹

10¹⁷²

10¹⁷³

10¹⁷⁴

10¹⁷⁵

10¹⁷⁶

10¹⁷⁷

10¹⁷⁸

10¹⁷⁹

10¹⁸⁰

10¹⁸¹

10¹⁸²

10¹⁸³

10¹⁸⁴

10¹⁸⁵

10¹⁸⁶

10¹⁸⁷

10¹⁸⁸

10¹⁸⁹

10¹⁹⁰

10¹⁹¹

10¹⁹²

10¹⁹³

10¹⁹⁴

10¹⁹⁵

10¹⁹⁶

10¹⁹⁷

10¹⁹⁸

10¹⁹⁹

10²⁰⁰

10²⁰¹

10²⁰²

10²⁰³

10²⁰⁴

10²⁰⁵

10²⁰⁶

10²⁰⁷

10²⁰⁸

10²⁰⁹

10²¹⁰

10²¹¹

10²¹²

10²¹³

10²¹⁴

10²¹⁵

10²¹⁶

10²¹⁷

10²¹⁸

10²¹⁹

10²²⁰

10²²¹

10²²²

10²²³

10²²⁴

10²²⁵

10²²⁶

10²²⁷

10²²⁸

10²²⁹

10²³⁰

10²³¹

10²³²

10²³³

10²³⁴

10²³⁵

10²³⁶

10²³⁷

10²³⁸

10²³⁹

10²⁴⁰

10²⁴¹

10²⁴²

10²⁴³

10²⁴⁴

10²⁴⁵

10