
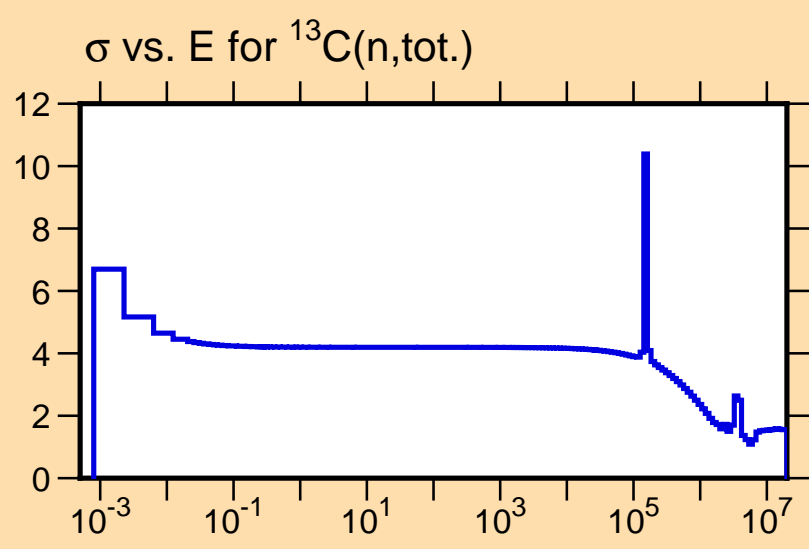


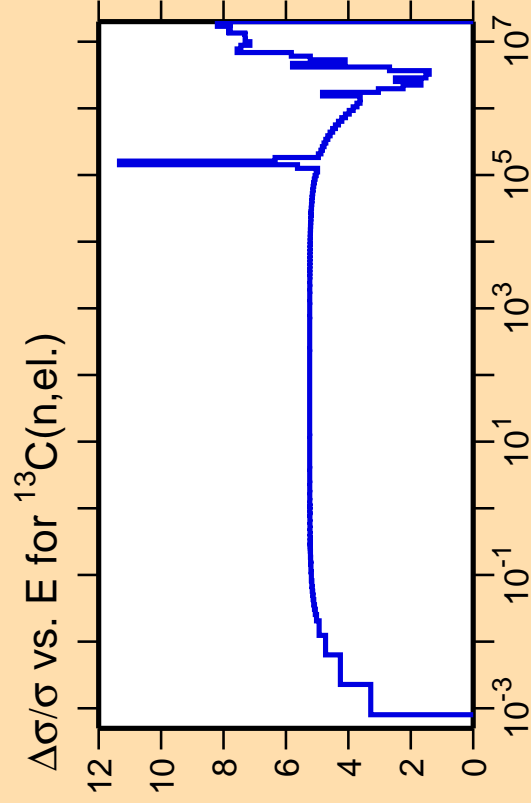
Ordinate scales are % relative standard deviation and barns.

Abscissa scales are energy (eV).



Correlation Matrix


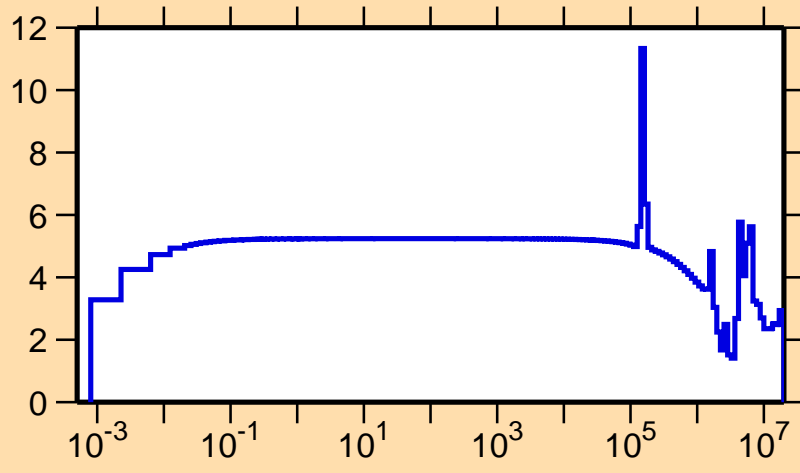




Ordinate scale is %  
relative standard deviation.

Abscissa scales are energy (eV).

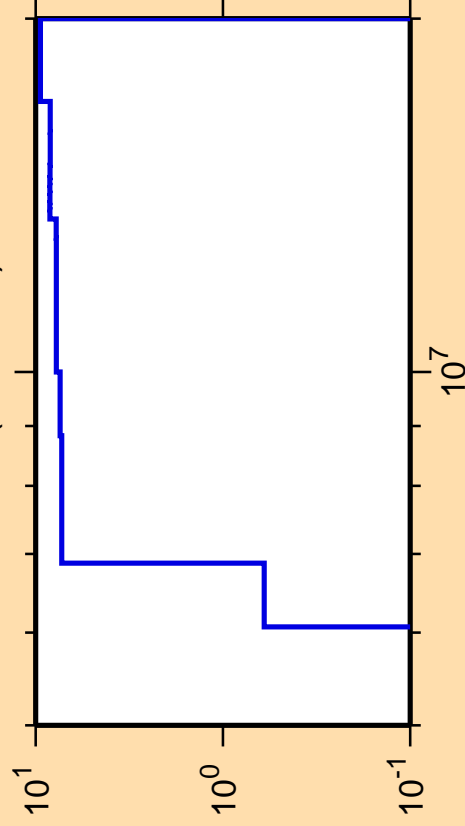
$\Delta\sigma/\sigma$  vs. E for  $^{13}\text{C}(n,\text{tot.})$



Correlation Matrix




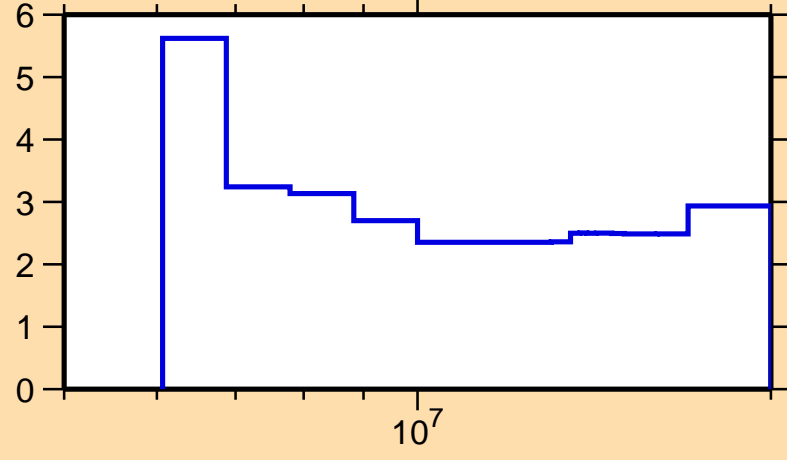
$\Delta\sigma/\sigma$  vs. E for  $^{13}\text{C}(n,\text{nonel.})$



Ordinate scale is %  
relative standard deviation.

Abcissa scales are energy (eV).

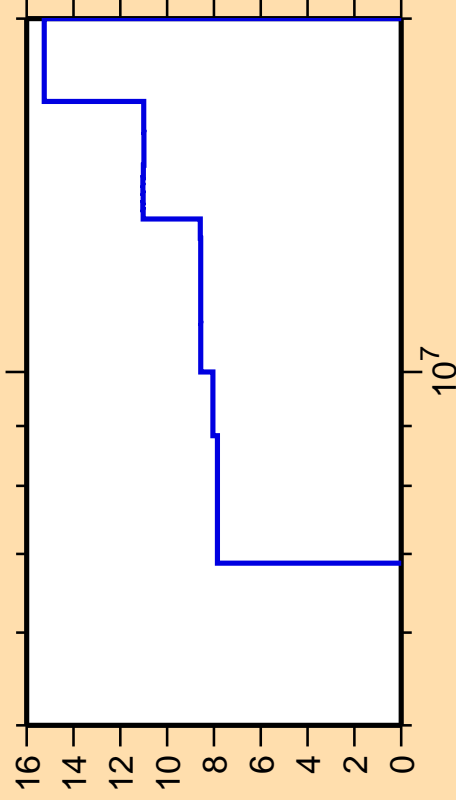
$\Delta\sigma/\sigma$  vs. E for  $^{13}\text{C}(n,\text{tot.})$



Correlation Matrix




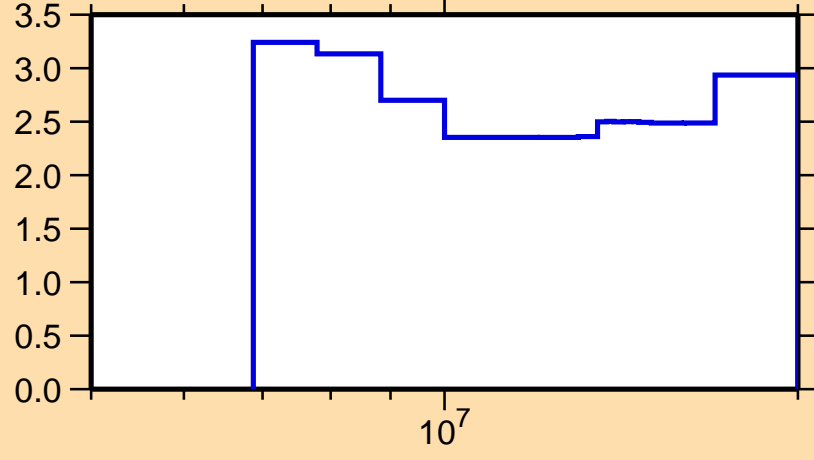
$\Delta\sigma/\sigma$  vs. E for  $^{13}\text{C}(n,\text{inel.})$



Ordinate scale is %  
relative standard deviation.

Abscissa scales are energy (eV).

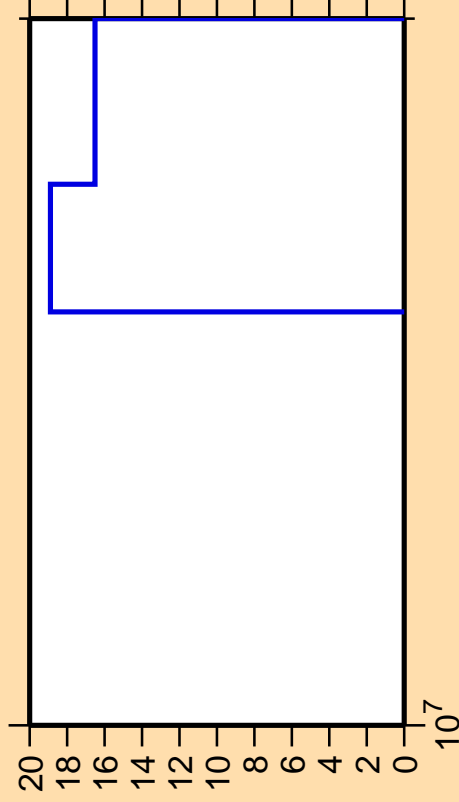
$\Delta\sigma/\sigma$  vs. E for  $^{13}\text{C}(n,\text{tot.})$



Correlation Matrix




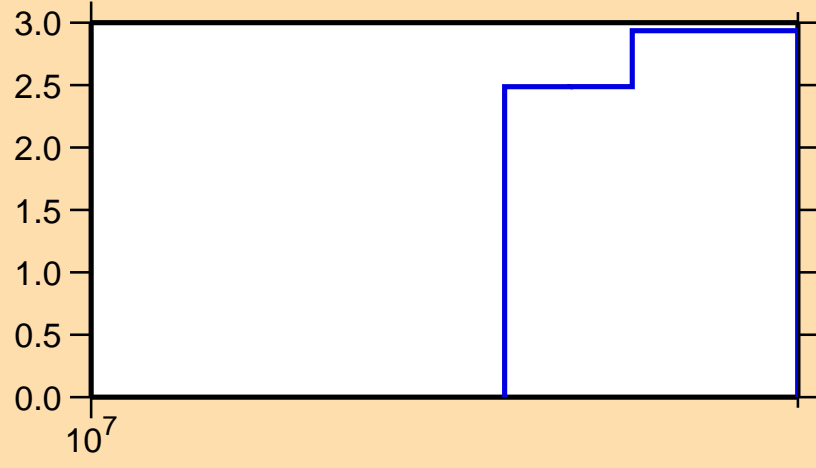
$\Delta\sigma/\sigma$  vs. E for  $^{13}\text{C}(n,2n)$



Ordinate scale is %  
relative standard deviation.

Abscissa scales are energy (eV).

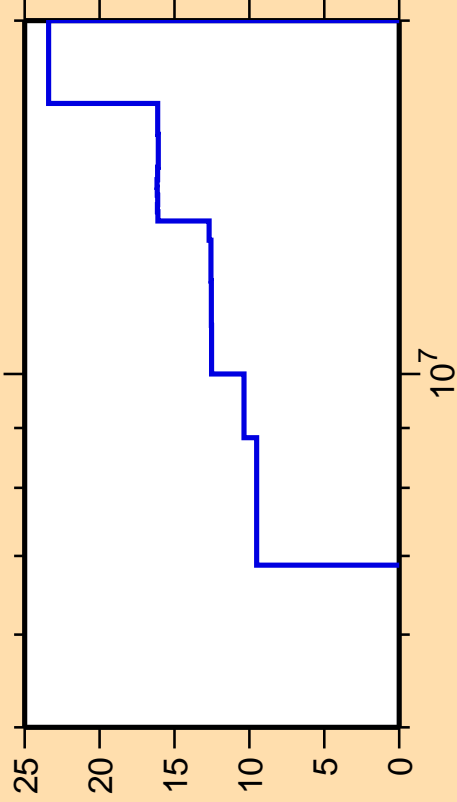
$\Delta\sigma/\sigma$  vs. E for  $^{13}\text{C}(n,\text{tot.})$



Correlation Matrix



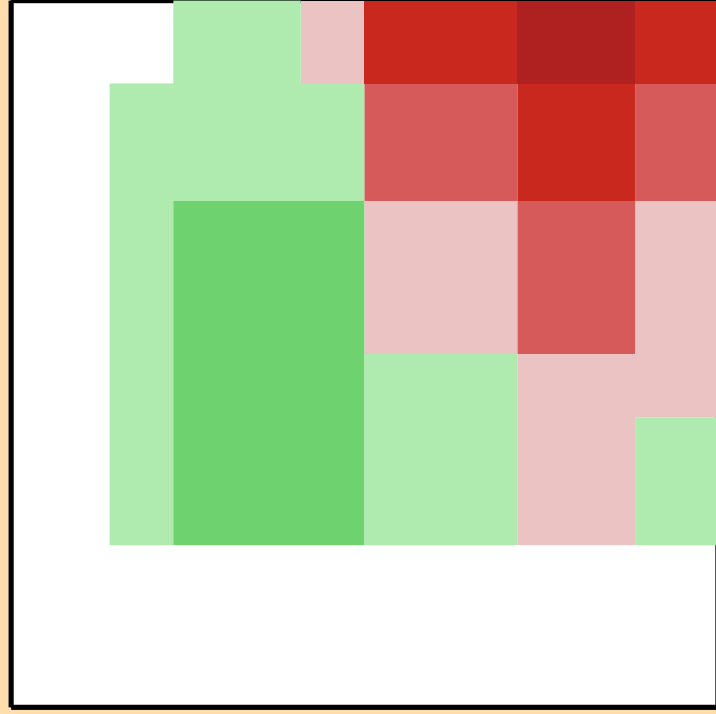
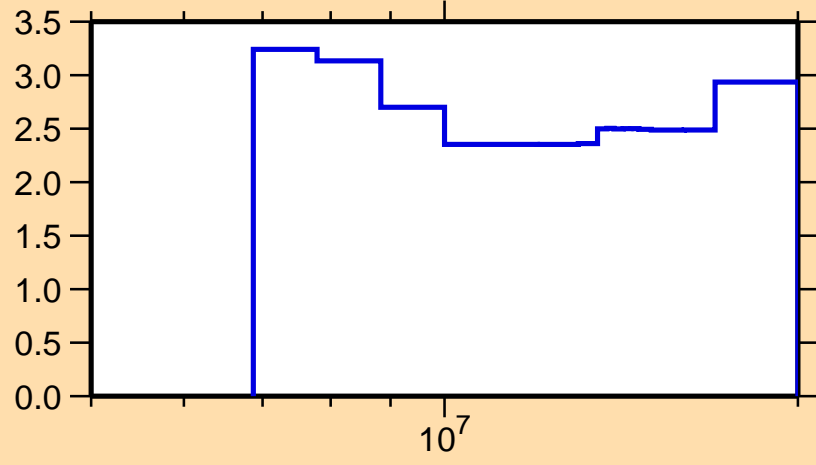
$\Delta\sigma/\sigma$  vs. E for  $^{13}\text{C}(n,n_1)$



Ordinate scale is %  
relative standard deviation.

Abscissa scales are energy (eV).

$\Delta\sigma/\sigma$  vs. E for  $^{13}\text{C}(n,\text{tot.})$



Correlation Matrix



$\Delta\sigma/\sigma$  vs. E for  $^{13}\text{C}(n,\text{ncont.})$


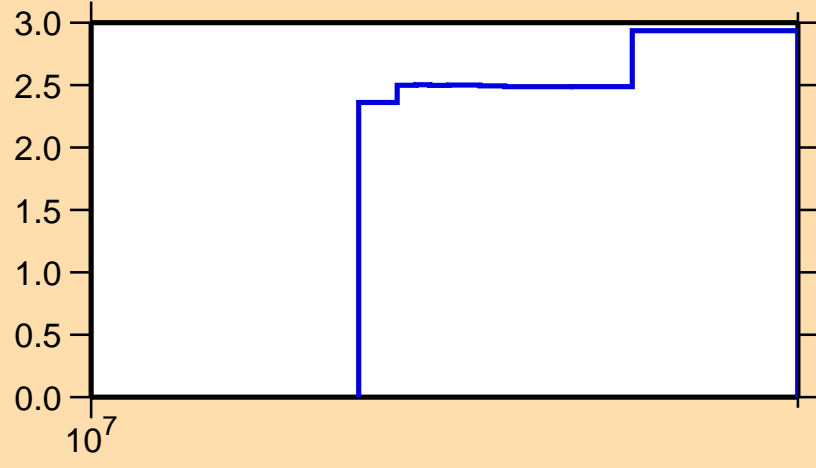


Ordinate scale is %  
relative standard deviation.

Abscissa scales are energy (eV).

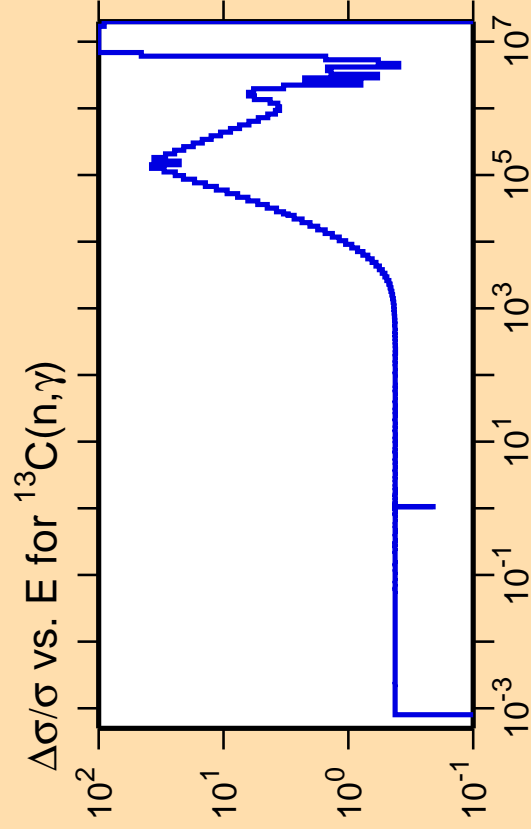
Warning: some uncertainty  
data were suppressed.

$\Delta\sigma/\sigma$  vs. E for  $^{13}\text{C}(n,\text{tot.})$



Correlation Matrix




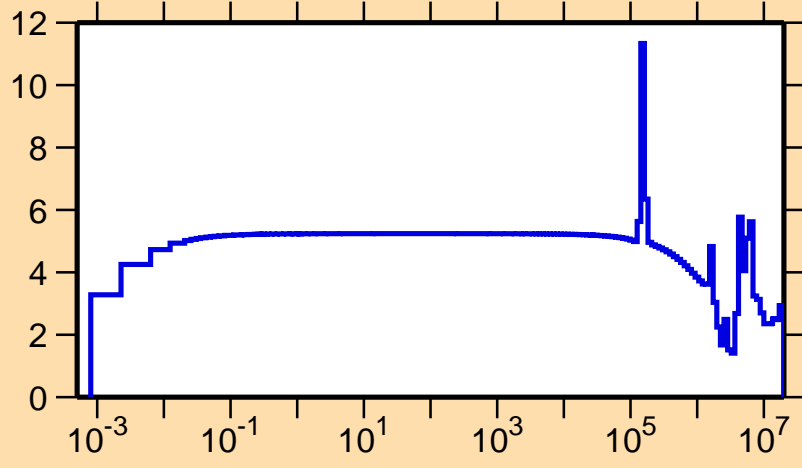


Ordinate scale is %  
relative standard deviation.

Abscissa scales are energy (eV).

Warning: some uncertainty  
data were suppressed.

$\Delta\sigma/\sigma$  vs. E for  $^{13}\text{C}(n,\text{tot.})$

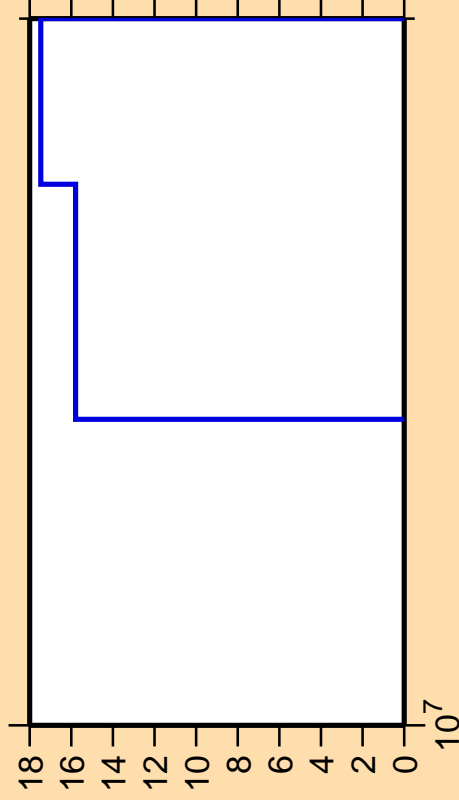


Correlation Matrix






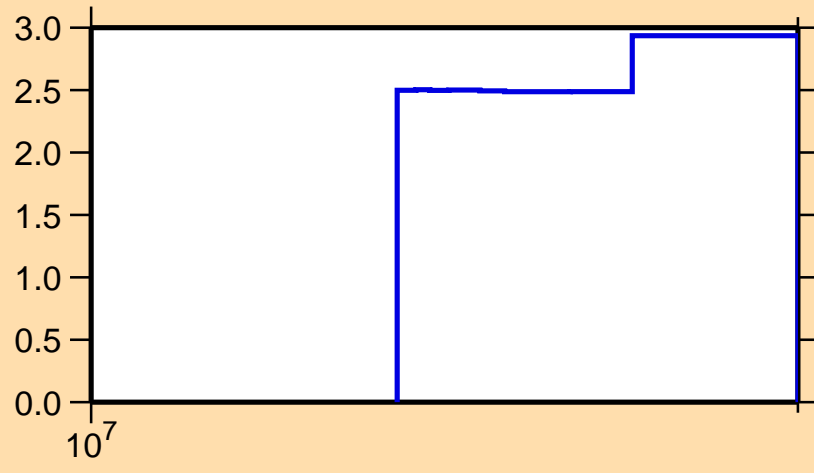
$\Delta\sigma/\sigma$  vs. E for  $^{13}\text{C}(n,p)$



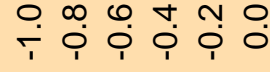
Ordinate scale is %  
relative standard deviation.

Abscissa scales are energy (eV).

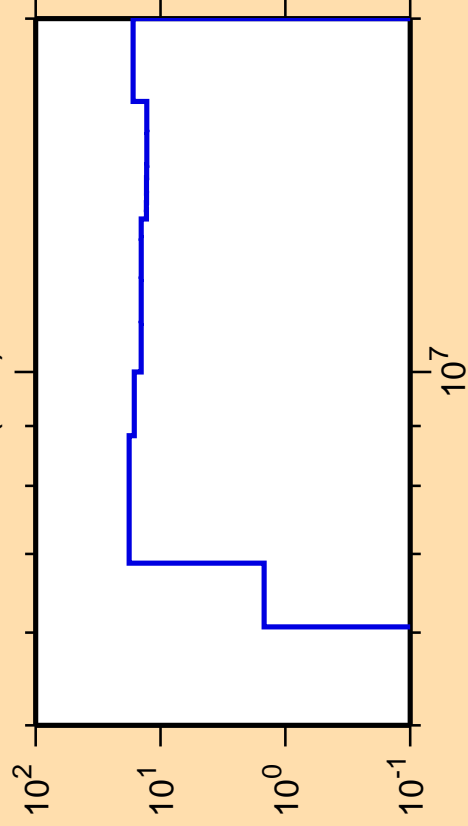
$\Delta\sigma/\sigma$  vs. E for  $^{13}\text{C}(n,\text{tot.})$



Correlation Matrix



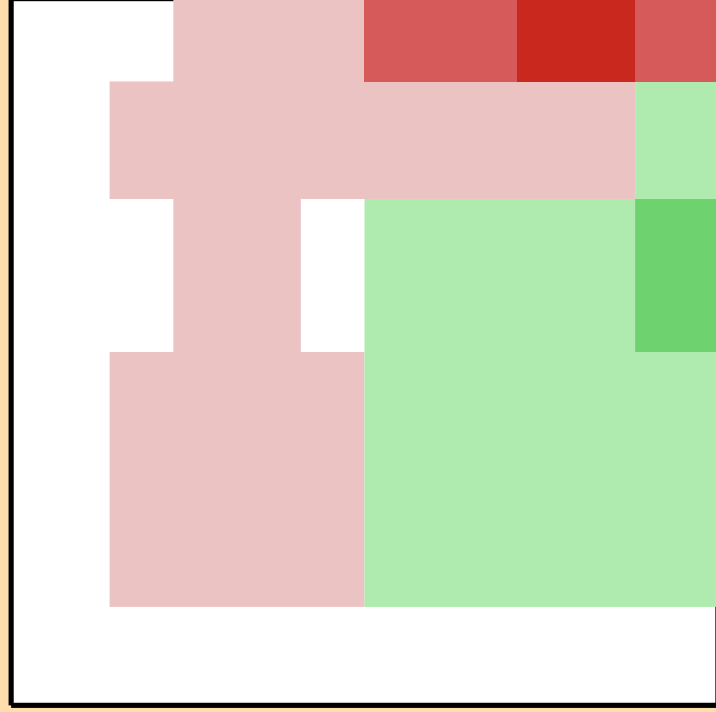
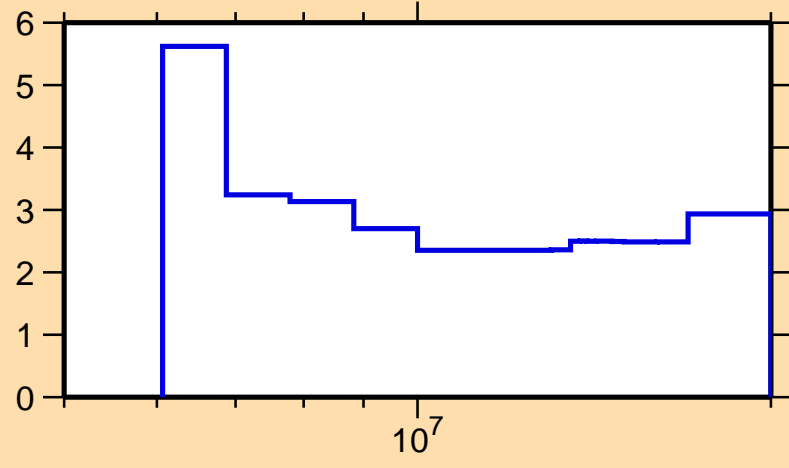
$\Delta\sigma/\sigma$  vs. E for  $^{13}\text{C}(n,\alpha)$



Ordinate scale is %  
relative standard deviation.

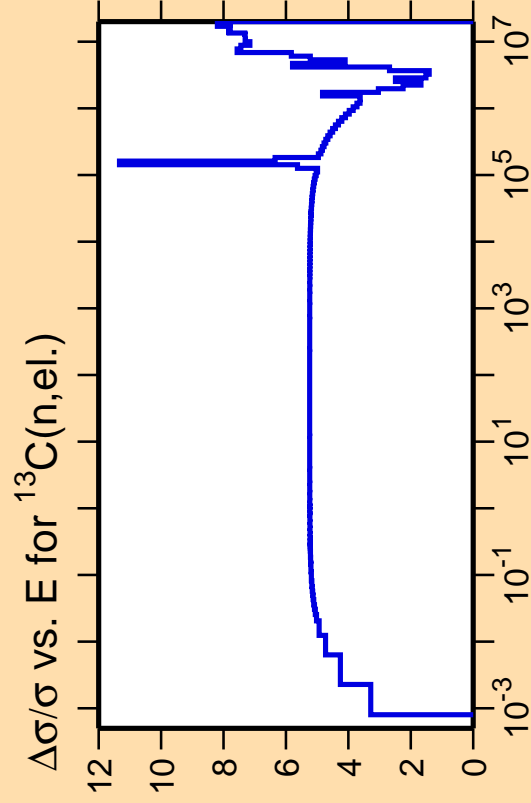
Abcissa scales are energy (eV).

$\Delta\sigma/\sigma$  vs. E for  $^{13}\text{C}(n,\text{tot.})$




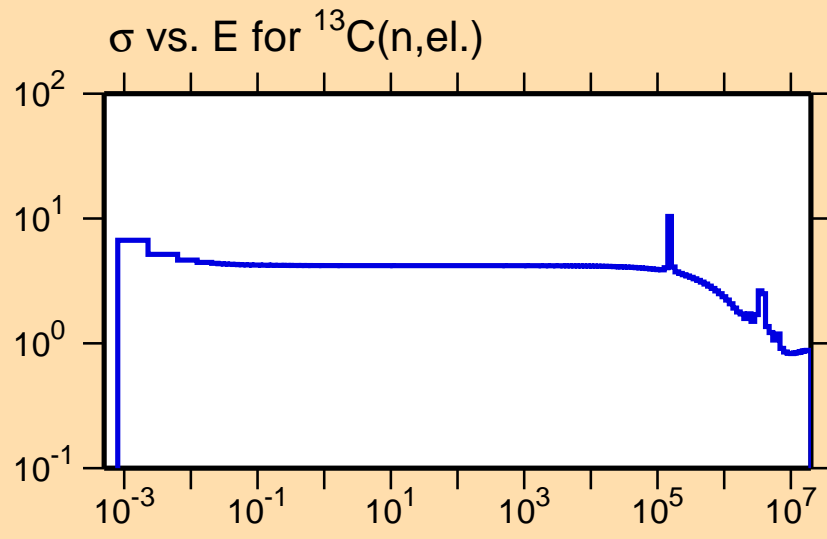
Correlation Matrix





Ordinate scales are % relative standard deviation and barns.

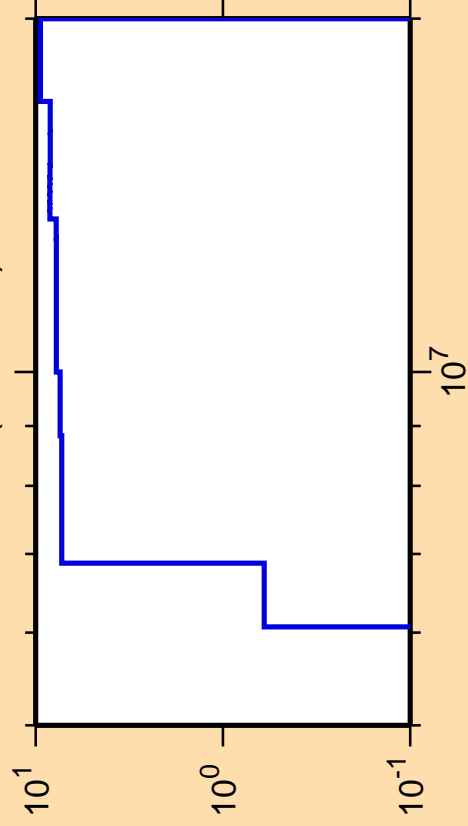
Abscissa scales are energy (eV).



Correlation Matrix




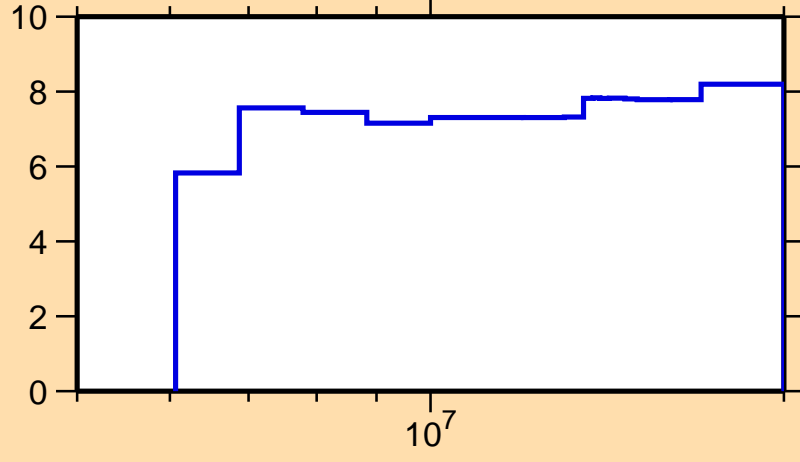
$\Delta\sigma/\sigma$  vs. E for  $^{13}\text{C}(n,\text{nonel.})$



Ordinate scale is %  
relative standard deviation.

Abscissa scales are energy (eV).

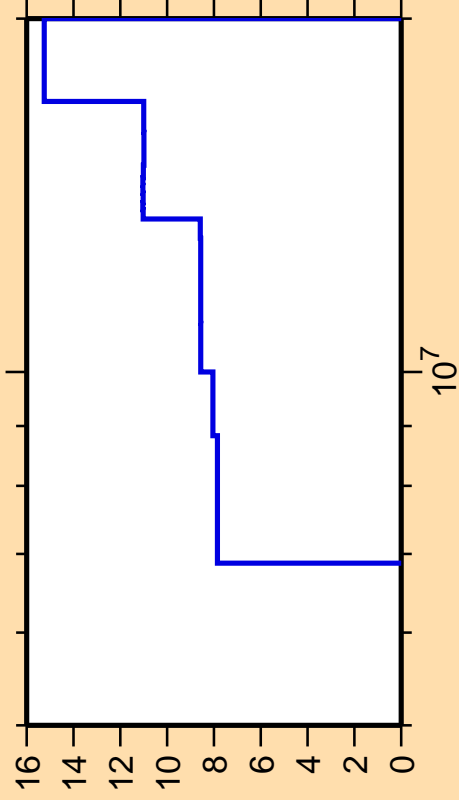
$\Delta\sigma/\sigma$  vs. E for  $^{13}\text{C}(n,\text{el.})$



Correlation Matrix




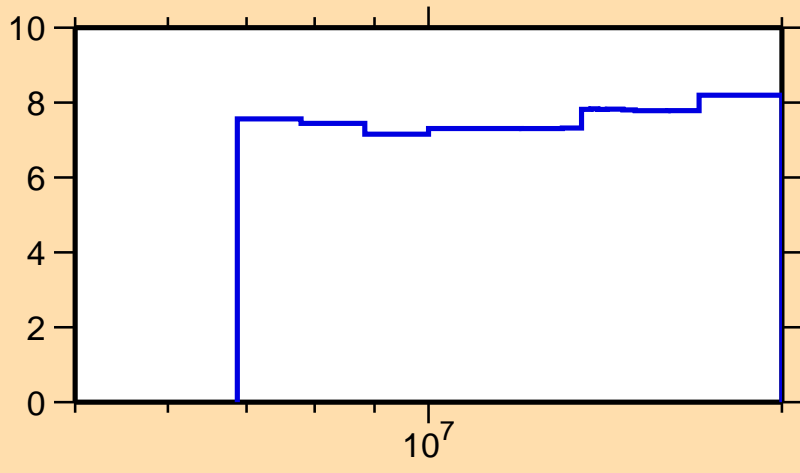
$\Delta\sigma/\sigma$  vs. E for  $^{13}\text{C}(n,\text{inel.})$



Ordinate scale is %  
relative standard deviation.

Abscissa scales are energy (eV).

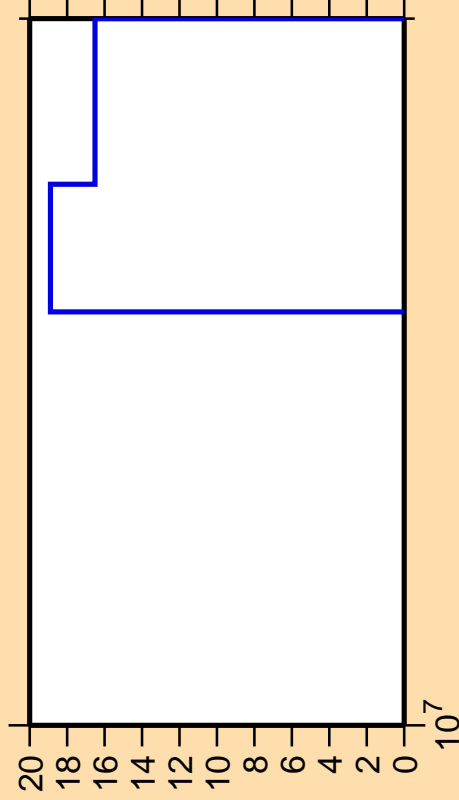
$\Delta\sigma/\sigma$  vs. E for  $^{13}\text{C}(n,\text{el.})$



Correlation Matrix




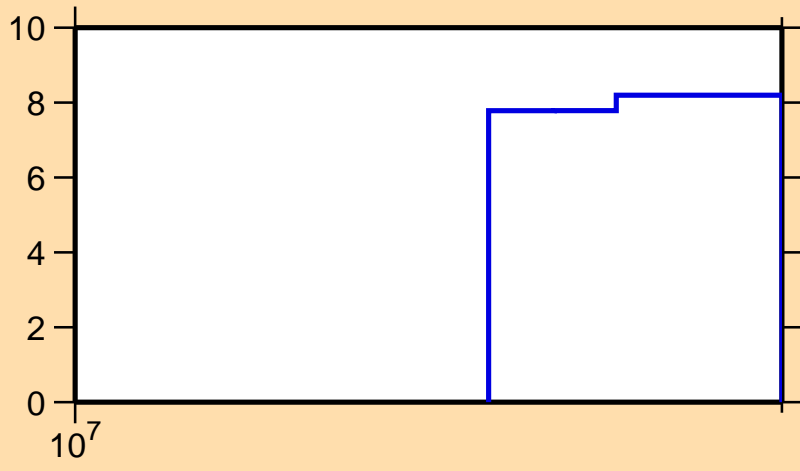
$\Delta\sigma/\sigma$  vs. E for  $^{13}\text{C}(n,2n)$



Ordinate scale is %  
relative standard deviation.

Abscissa scales are energy (eV).

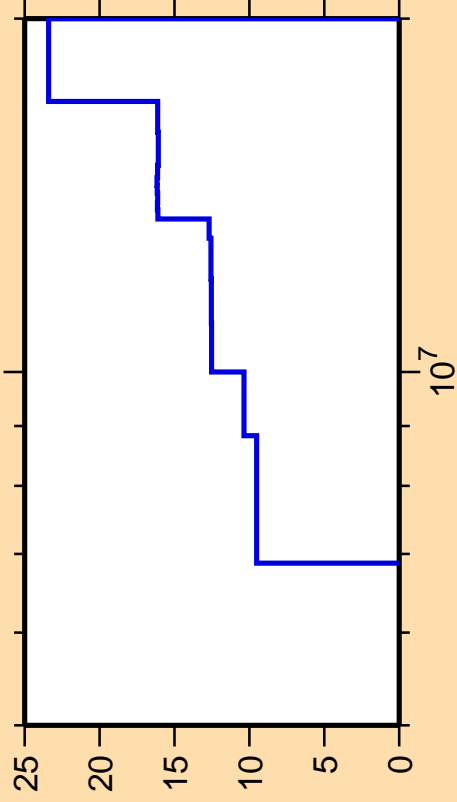
$\Delta\sigma/\sigma$  vs. E for  $^{13}\text{C}(n,\text{el.})$



Correlation Matrix



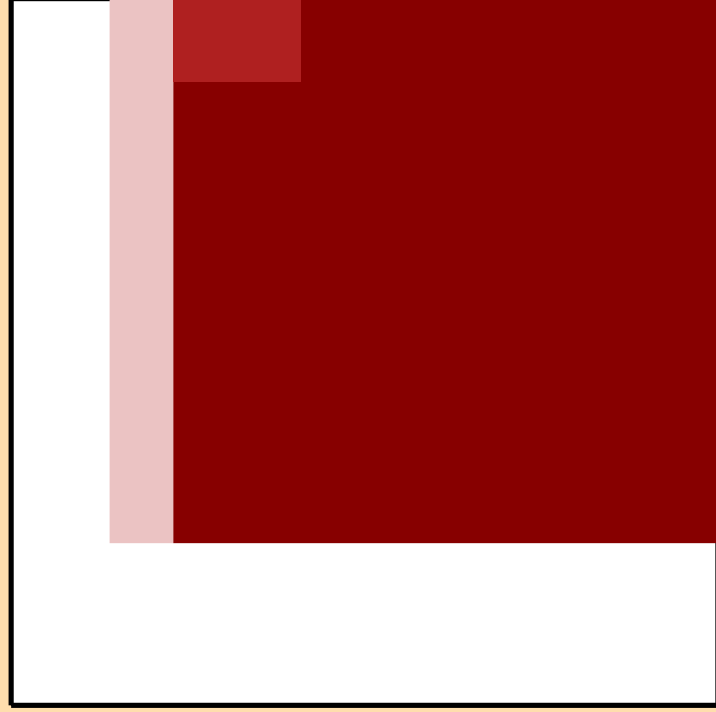
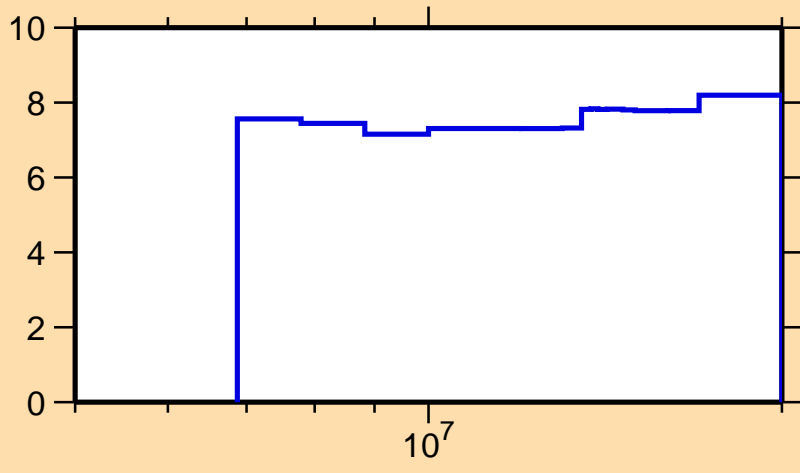
$\Delta\sigma/\sigma$  vs. E for  $^{13}\text{C}(n,n_1)$



Ordinate scale is %  
relative standard deviation.

Abscissa scales are energy (eV).

$\Delta\sigma/\sigma$  vs. E for  $^{13}\text{C}(n,\text{el.})$



Correlation Matrix



$\Delta\sigma/\sigma$  vs. E for  $^{13}\text{C}(n,ncont.)$


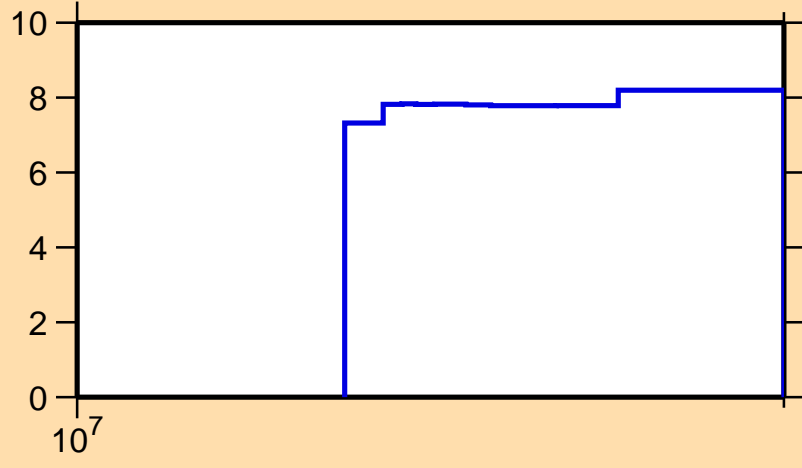


Ordinate scale is %  
relative standard deviation.

Abscissa scales are energy (eV).

Warning: some uncertainty  
data were suppressed.

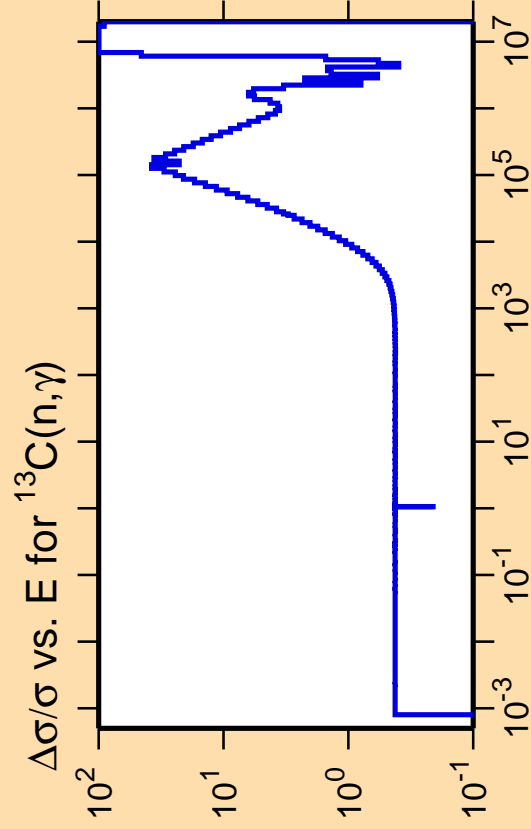
$\Delta\sigma/\sigma$  vs. E for  $^{13}\text{C}(n,el.)$



Correlation Matrix





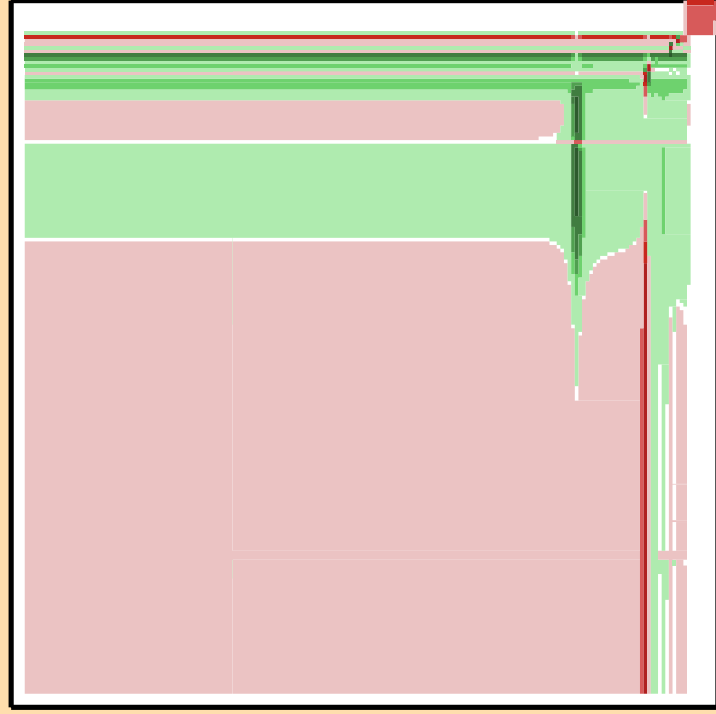
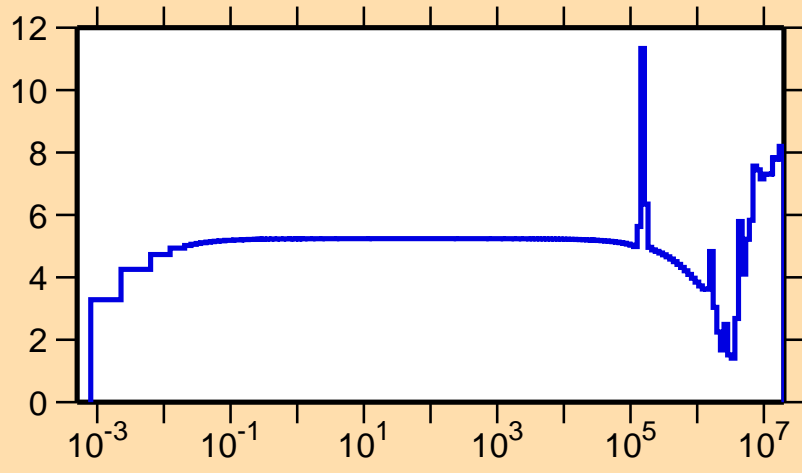


Ordinate scale is %  
relative standard deviation.

Abscissa scales are energy (eV).

Warning: some uncertainty  
data were suppressed.

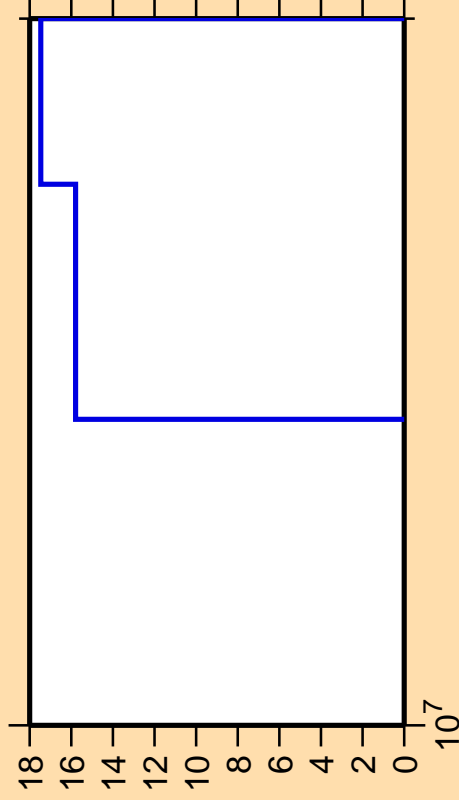
$\Delta\sigma/\sigma$  vs. E for  $^{13}\text{C}(n,\text{el.})$



Correlation Matrix




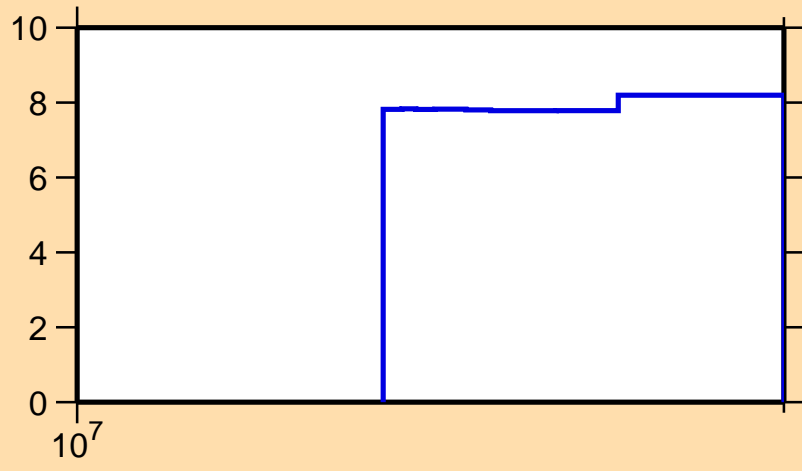
$\Delta\sigma/\sigma$  vs. E for  $^{13}\text{C}(n,p)$



Ordinate scale is %  
relative standard deviation.

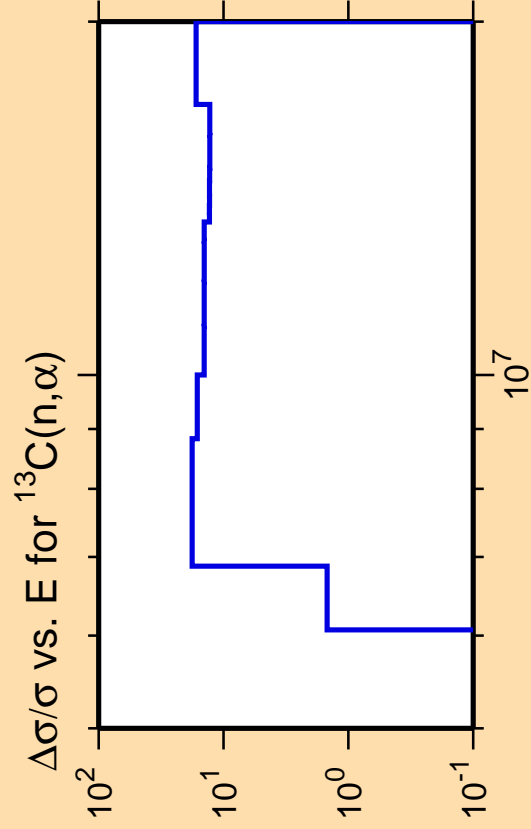
Abscissa scales are energy (eV).

$\Delta\sigma/\sigma$  vs. E for  $^{13}\text{C}(n,el.)$




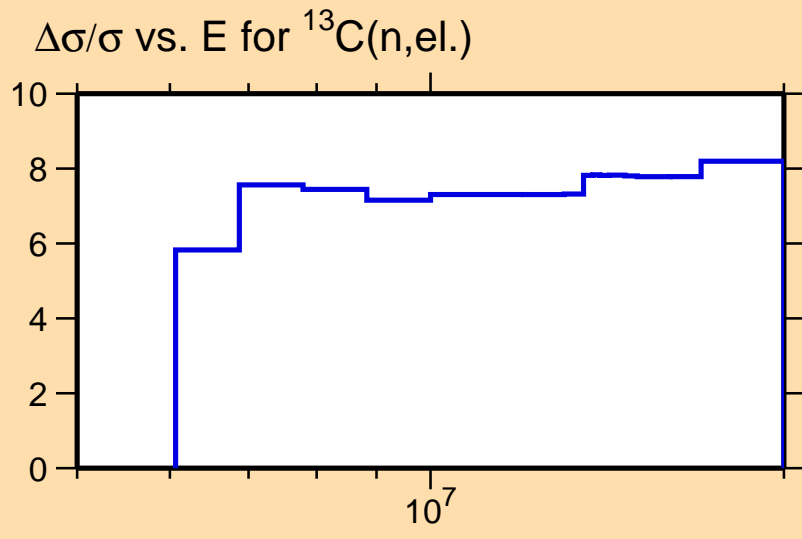
Correlation Matrix





Ordinate scale is %  
relative standard deviation.

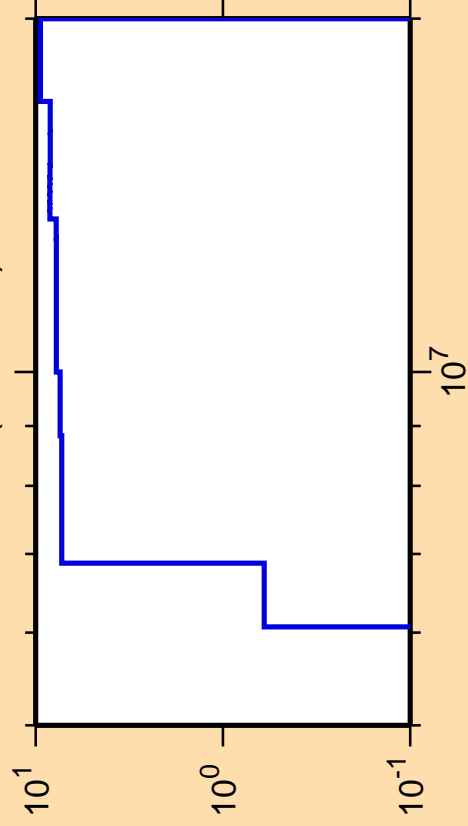
Abscissa scales are energy (eV).



Correlation Matrix



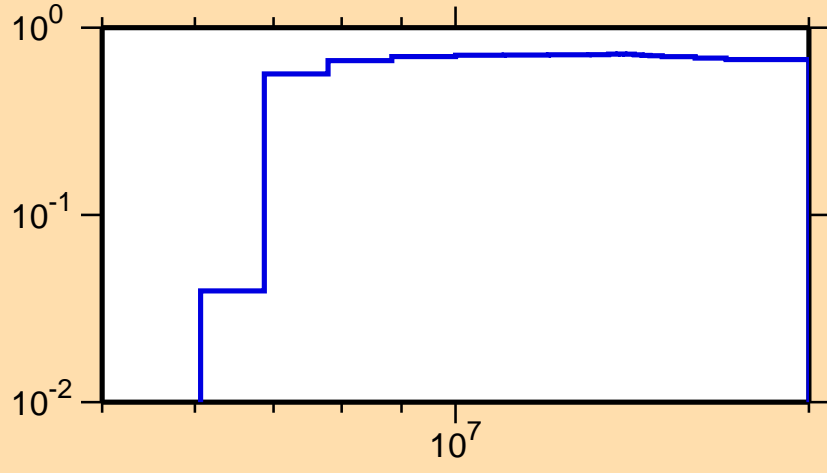
$\Delta\sigma/\sigma$  vs. E for  $^{13}\text{C}(n,\text{nonel.})$



Ordinate scales are % relative standard deviation and barns.

Abscissa scales are energy (eV).

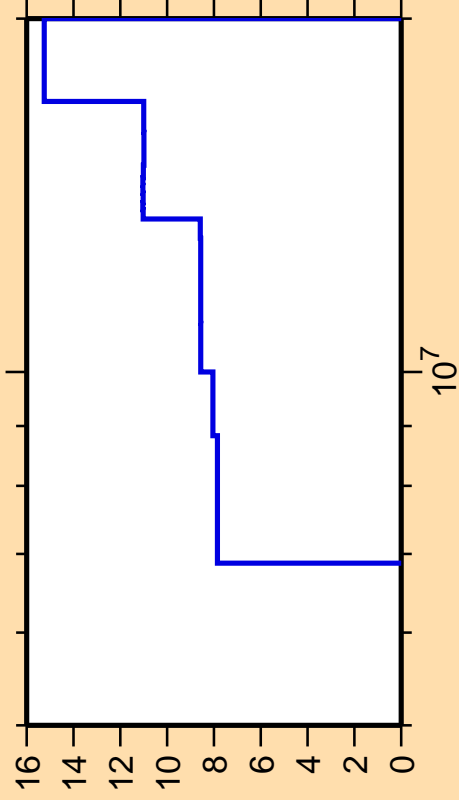
$\sigma$  vs. E for  $^{13}\text{C}(n,\text{nonel.})$



Correlation Matrix




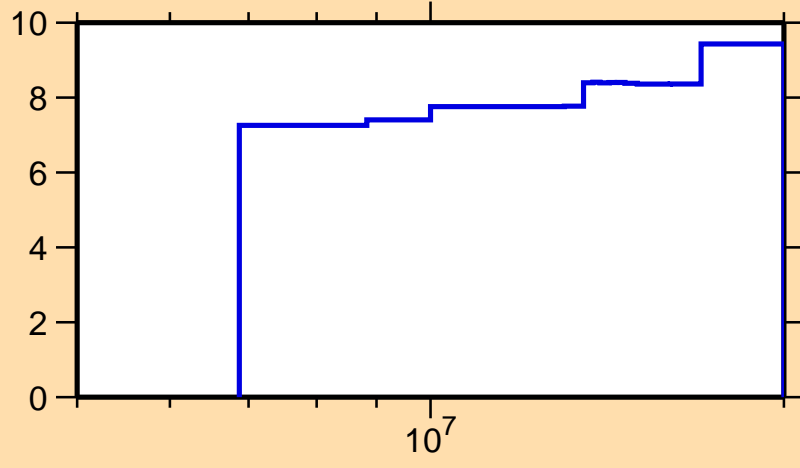
$\Delta\sigma/\sigma$  vs. E for  $^{13}\text{C}(n,\text{inel.})$



Ordinate scale is %  
relative standard deviation.

Abscissa scales are energy (eV).

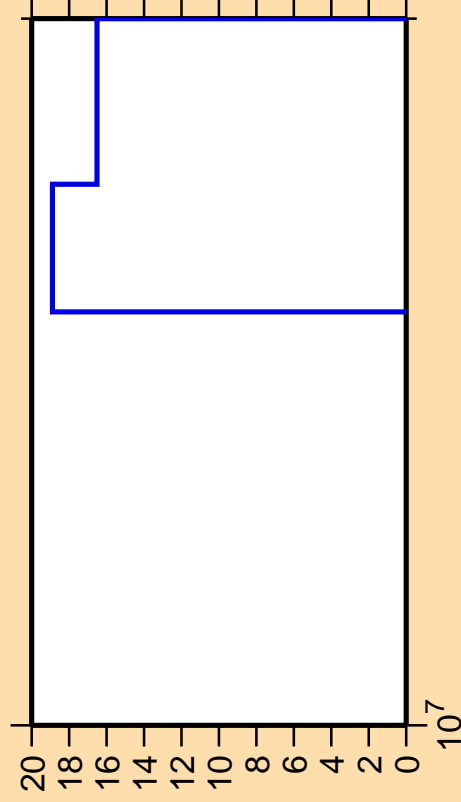
$\Delta\sigma/\sigma$  vs. E for  $^{13}\text{C}(n,\text{nonel.})$



Correlation Matrix



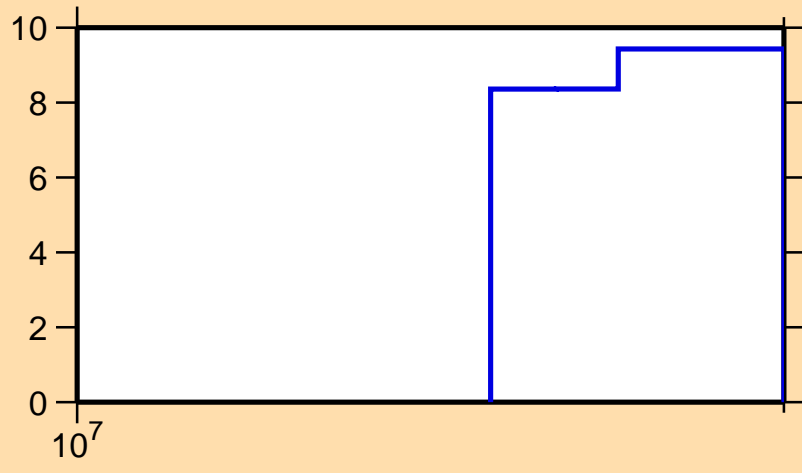
$\Delta\sigma/\sigma$  vs. E for  $^{13}\text{C}(n,2n)$



Ordinate scale is %  
relative standard deviation.

Abscissa scales are energy (eV).

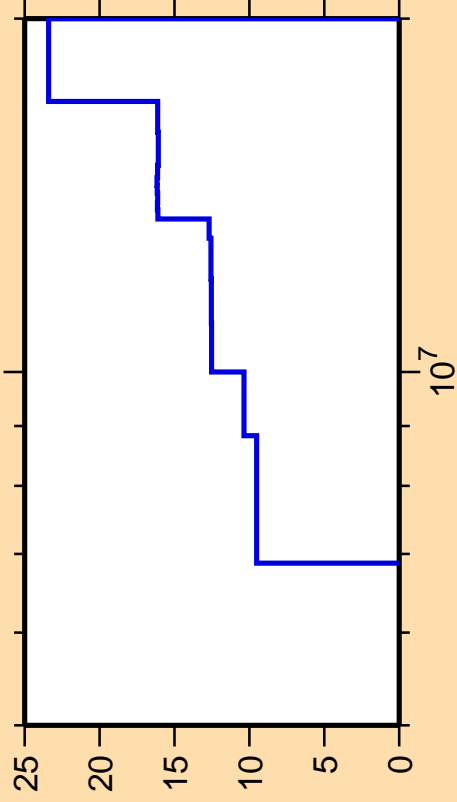
$\Delta\sigma/\sigma$  vs. E for  $^{13}\text{C}(n,\text{nonel.})$



Correlation Matrix




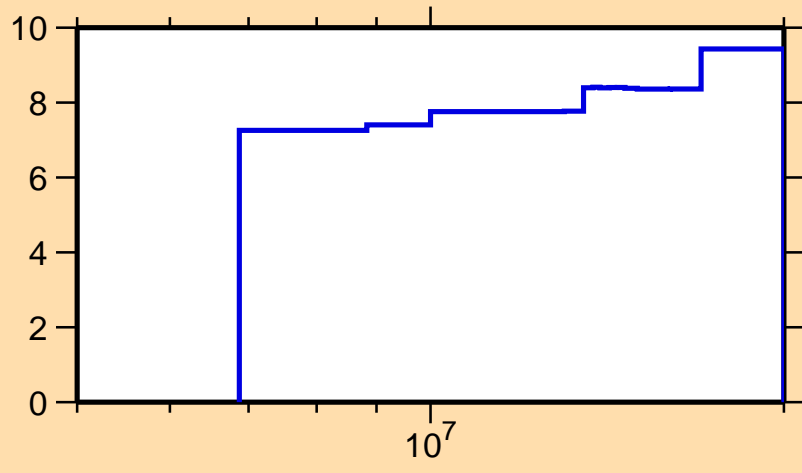
$\Delta\sigma/\sigma$  vs. E for  $^{13}\text{C}(n,n_1)$



Ordinate scale is %  
relative standard deviation.

Abscissa scales are energy (eV).

$\Delta\sigma/\sigma$  vs. E for  $^{13}\text{C}(n,\text{nonel.})$



Correlation Matrix



$\Delta\sigma/\sigma$  vs. E for  $^{13}\text{C}(n,n\text{cont.})$


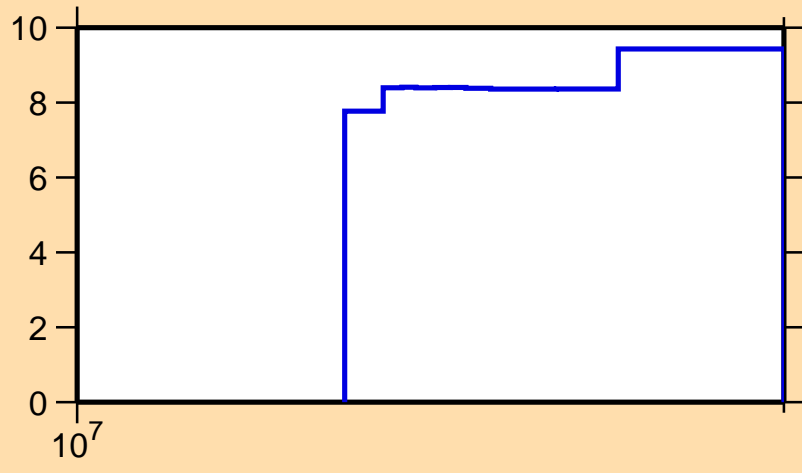


Ordinate scale is %  
relative standard deviation.

Abscissa scales are energy (eV).

Warning: some uncertainty  
data were suppressed.

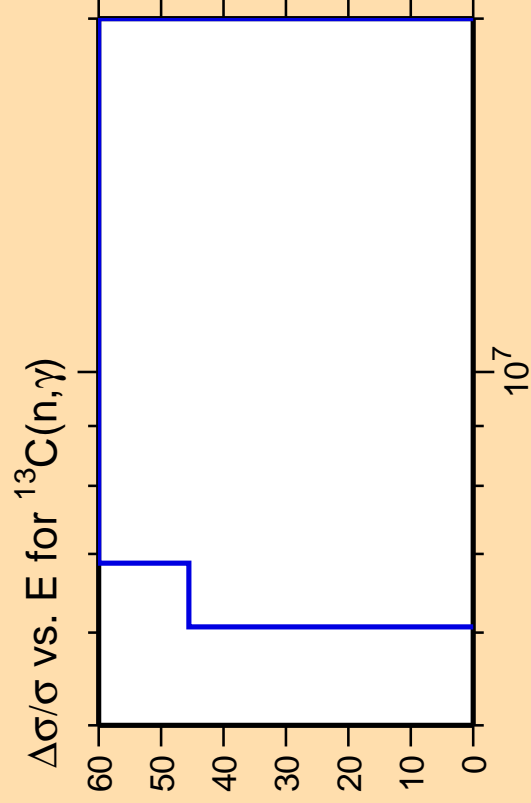
$\Delta\sigma/\sigma$  vs. E for  $^{13}\text{C}(n,\text{nonel.})$



Correlation Matrix



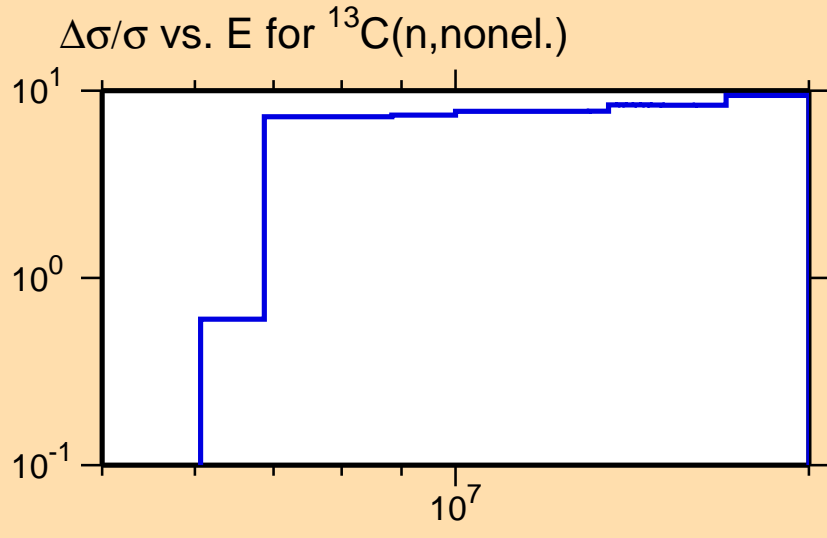




Ordinate scale is %  
relative standard deviation.

Abscissa scales are energy (eV).

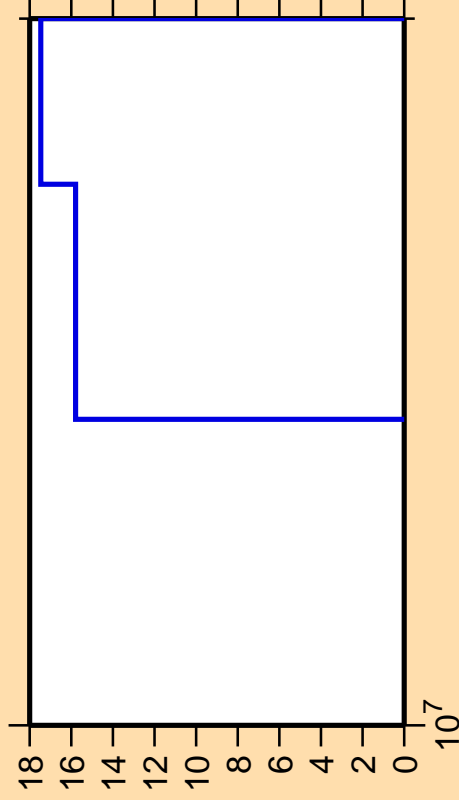
Warning: some uncertainty  
data were suppressed.



Correlation Matrix



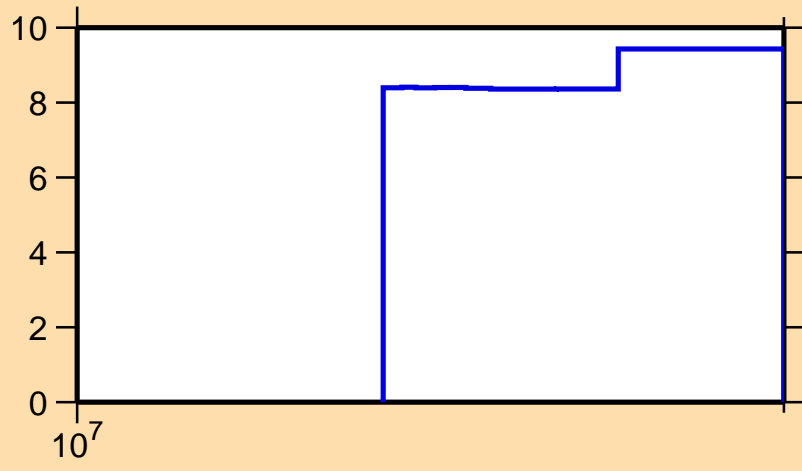
$\Delta\sigma/\sigma$  vs. E for  $^{13}\text{C}(n,p)$



Ordinate scale is %  
relative standard deviation.

Abscissa scales are energy (eV).

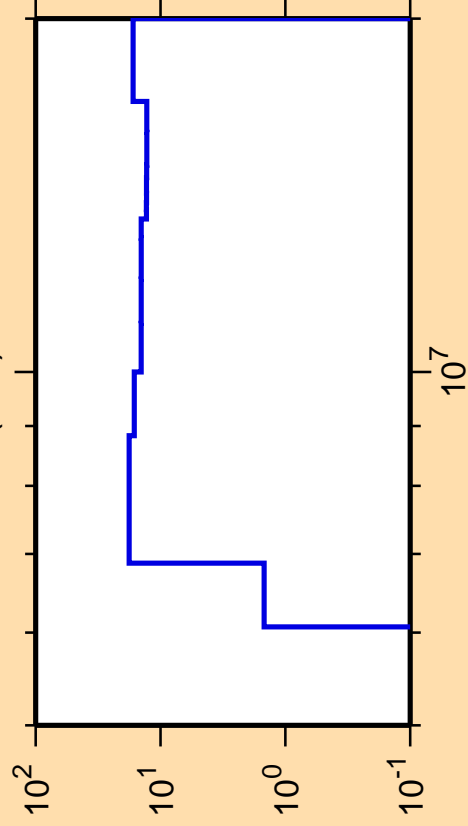
$\Delta\sigma/\sigma$  vs. E for  $^{13}\text{C}(n,\text{nonel.})$



Correlation Matrix




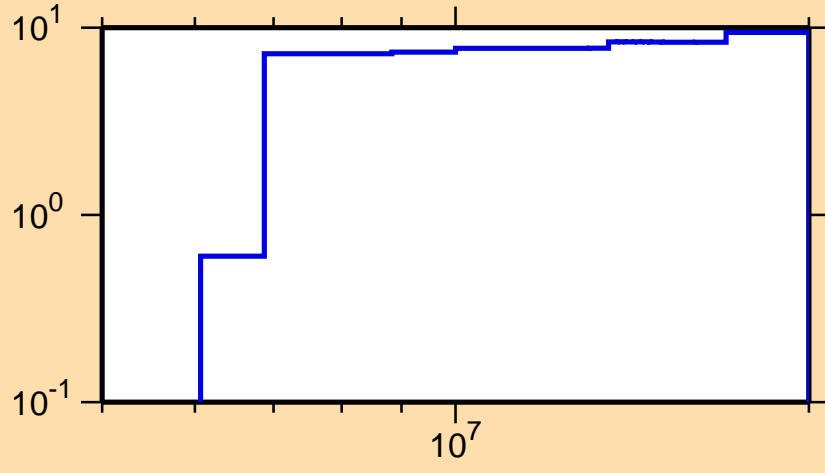
$\Delta\sigma/\sigma$  vs. E for  $^{13}\text{C}(n,\alpha)$



Ordinate scale is %  
relative standard deviation.

Abcissa scales are energy (eV).

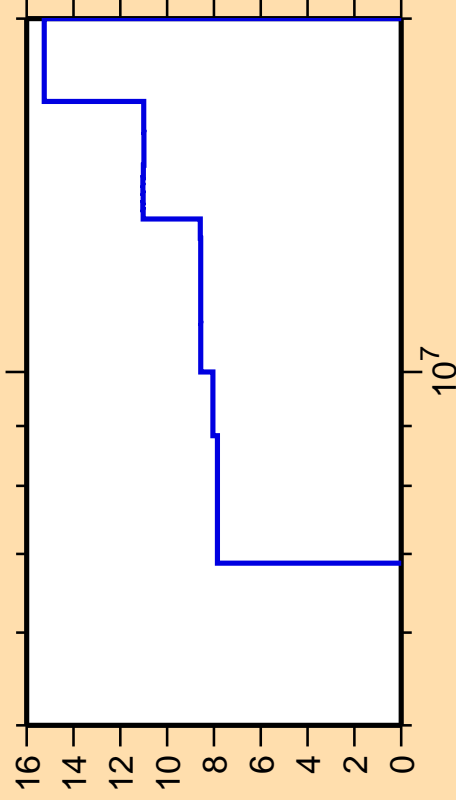
$\Delta\sigma/\sigma$  vs. E for  $^{13}\text{C}(n,\text{nonel.})$



Correlation Matrix


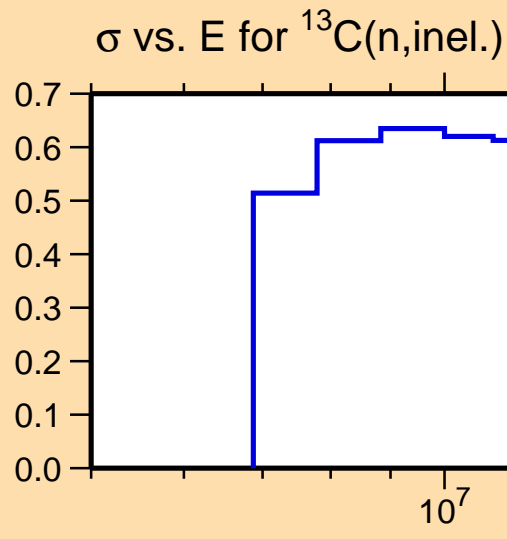


$\Delta\sigma/\sigma$  vs. E for  $^{13}\text{C}(n,\text{inel.})$



Ordinate scales are % relative standard deviation and barns.

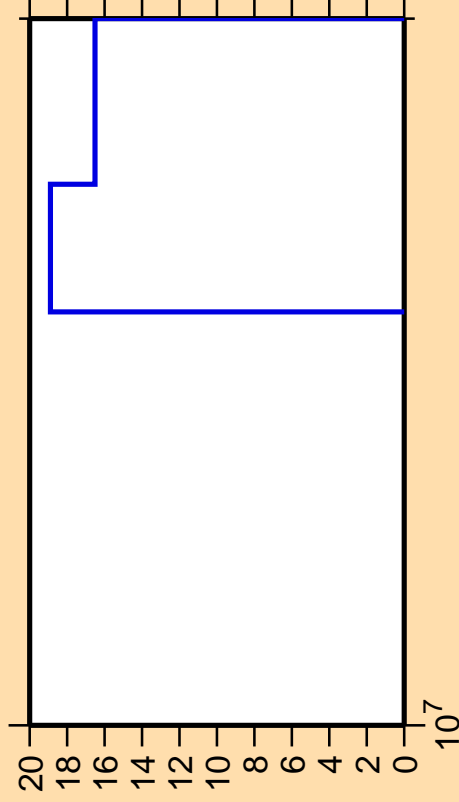
Abscissa scales are energy (eV).



Correlation Matrix




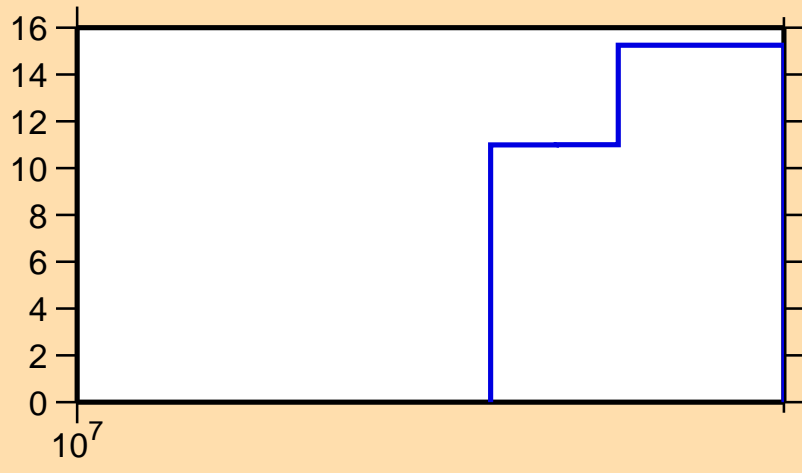
$\Delta\sigma/\sigma$  vs. E for  $^{13}\text{C}(n,2n)$



Ordinate scale is %  
relative standard deviation.

Abscissa scales are energy (eV).

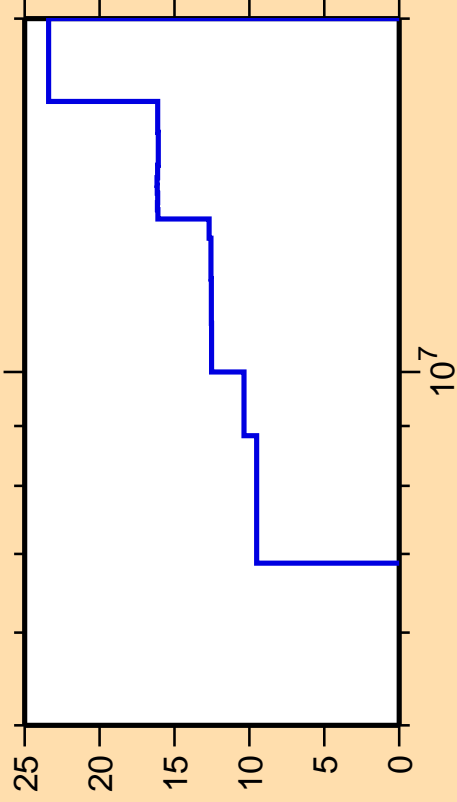
$\Delta\sigma/\sigma$  vs. E for  $^{13}\text{C}(n,\text{inel.})$



Correlation Matrix




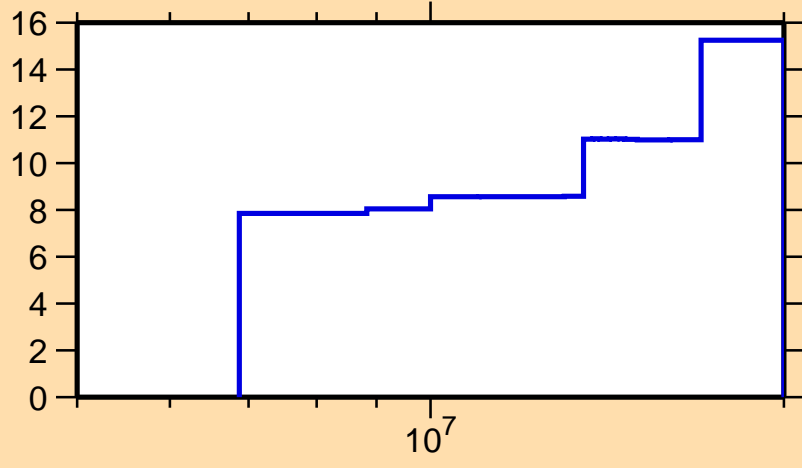
$\Delta\sigma/\sigma$  vs. E for  $^{13}\text{C}(n,n_1)$



Ordinate scale is %  
relative standard deviation.

Abscissa scales are energy (eV).

$\Delta\sigma/\sigma$  vs. E for  $^{13}\text{C}(n,\text{inel.})$



Correlation Matrix



$\Delta\sigma/\sigma$  vs. E for  $^{13}\text{C}(n,\text{ncont.})$


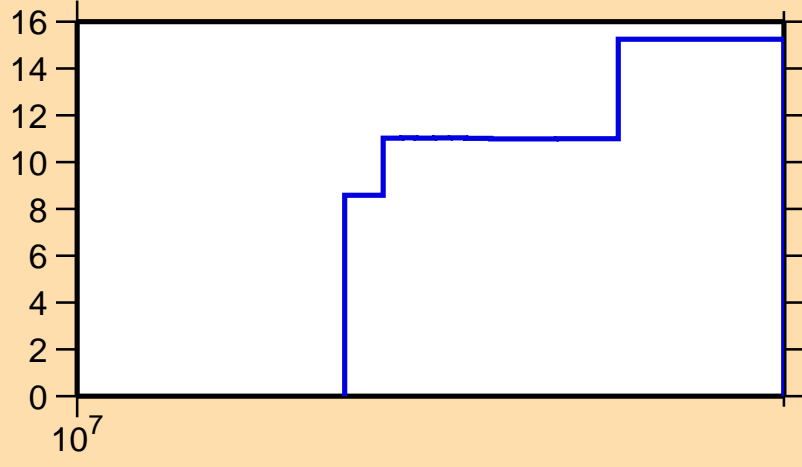


Ordinate scale is %  
relative standard deviation.

Abscissa scales are energy (eV).

Warning: some uncertainty  
data were suppressed.

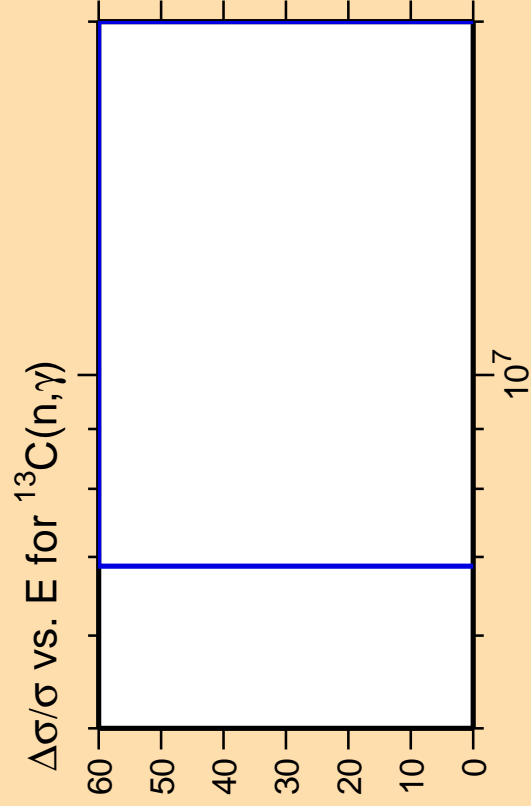
$\Delta\sigma/\sigma$  vs. E for  $^{13}\text{C}(n,\text{inel.})$



Correlation Matrix




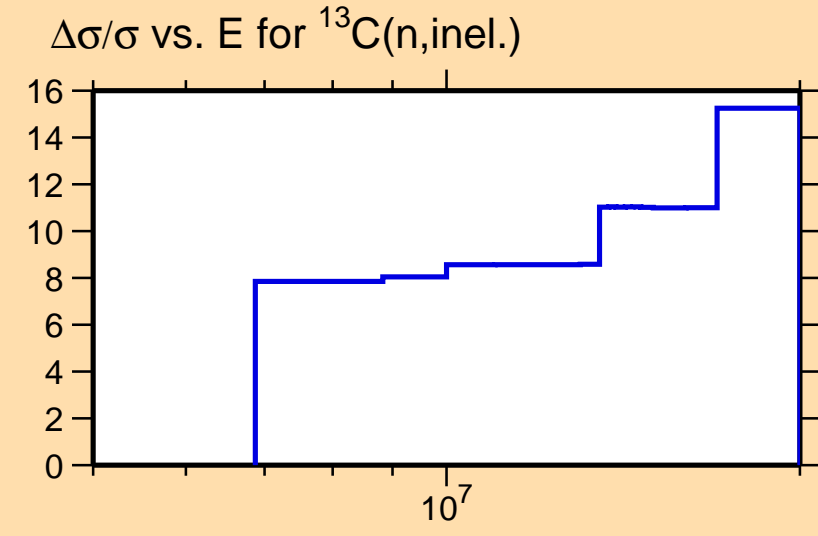
-1.0  
-0.8  
-0.6  
-0.4  
-0.2  
0.0



Ordinate scale is %  
relative standard deviation.

Abscissa scales are energy (eV).

Warning: some uncertainty  
data were suppressed.

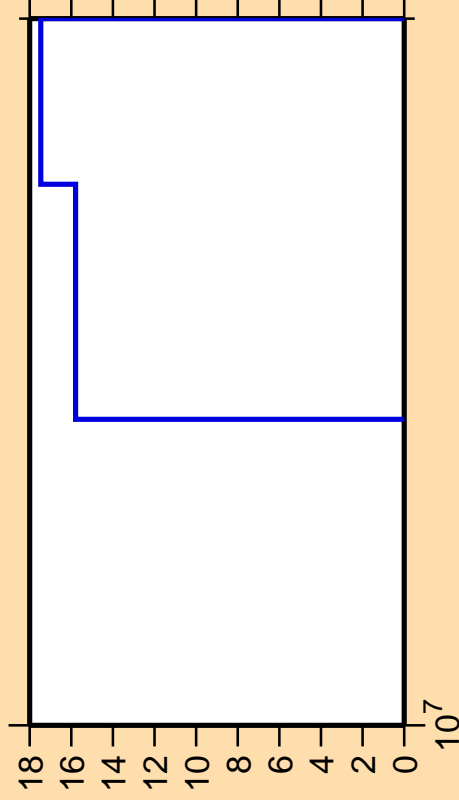


Correlation Matrix






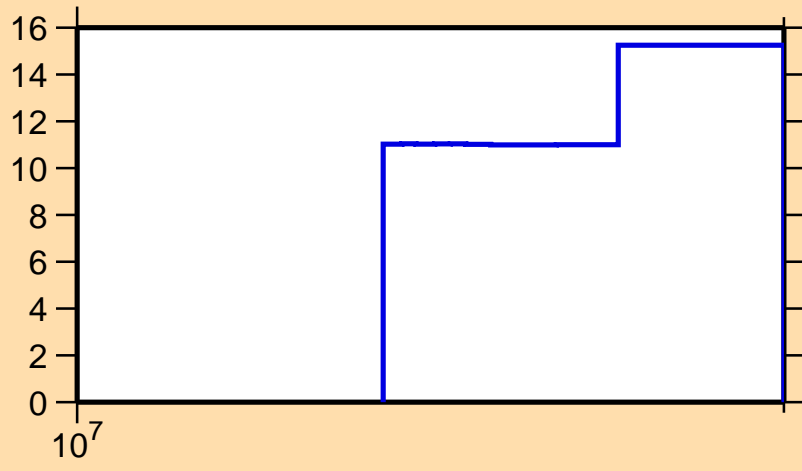
$\Delta\sigma/\sigma$  vs. E for  $^{13}\text{C}(n,p)$



Ordinate scale is %  
relative standard deviation.

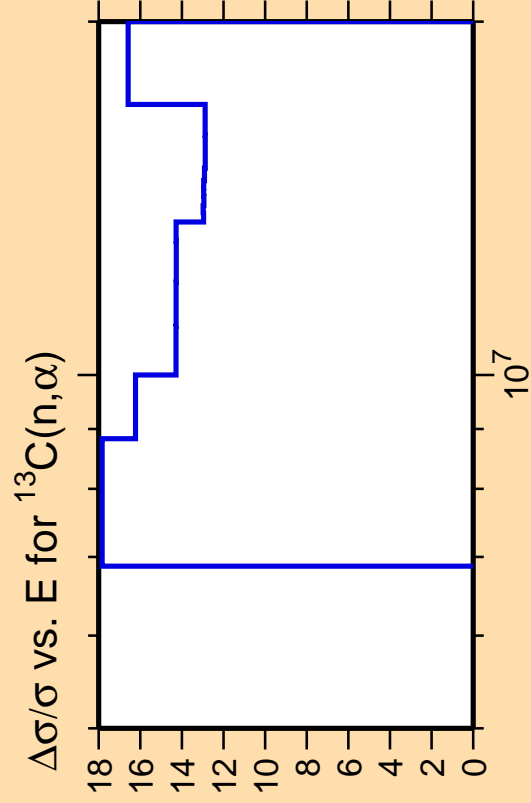
Abscissa scales are energy (eV).

$\Delta\sigma/\sigma$  vs. E for  $^{13}\text{C}(n,\text{inel.})$



Correlation Matrix


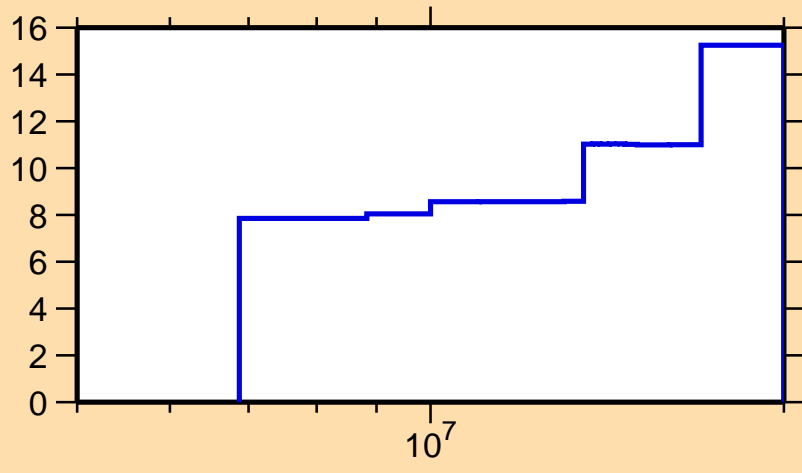




Ordinate scale is %  
relative standard deviation.

Abscissa scales are energy (eV).

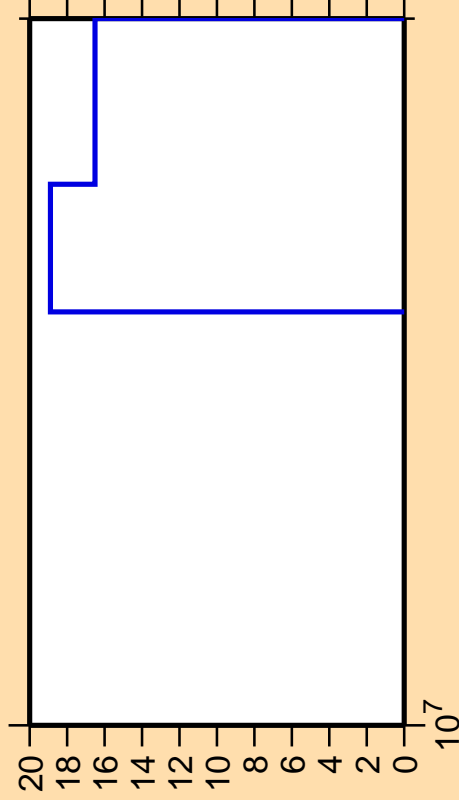
$\Delta\sigma/\sigma$  vs. E for  $^{13}\text{C}(n,\text{inel.})$



Correlation Matrix



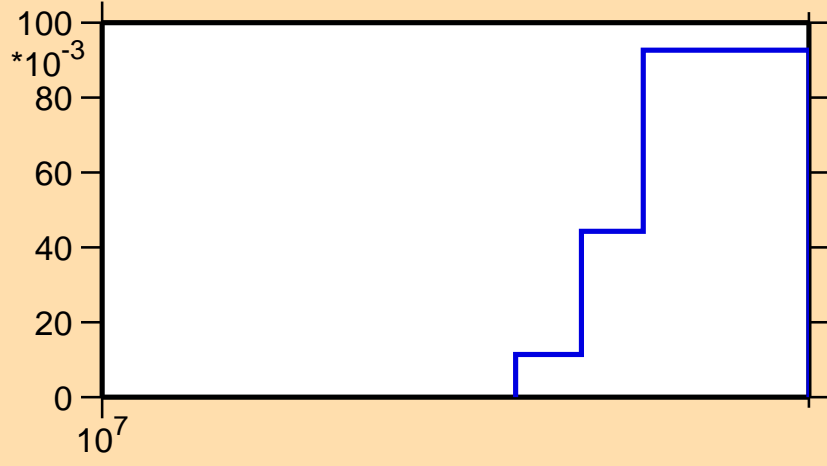
$\Delta\sigma/\sigma$  vs. E for  $^{13}\text{C}(n,2n)$




Ordinate scales are % relative standard deviation and barns.

Abscissa scales are energy (eV).

$\sigma$  vs. E for  $^{13}\text{C}(n,2n)$



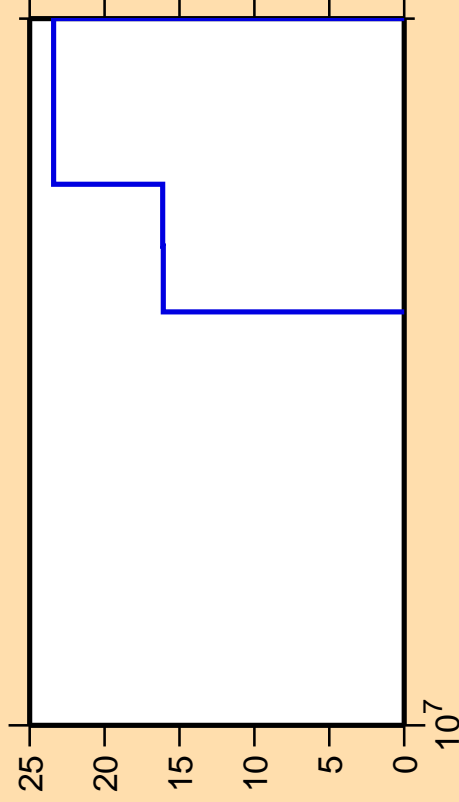
$10^7$



Correlation Matrix




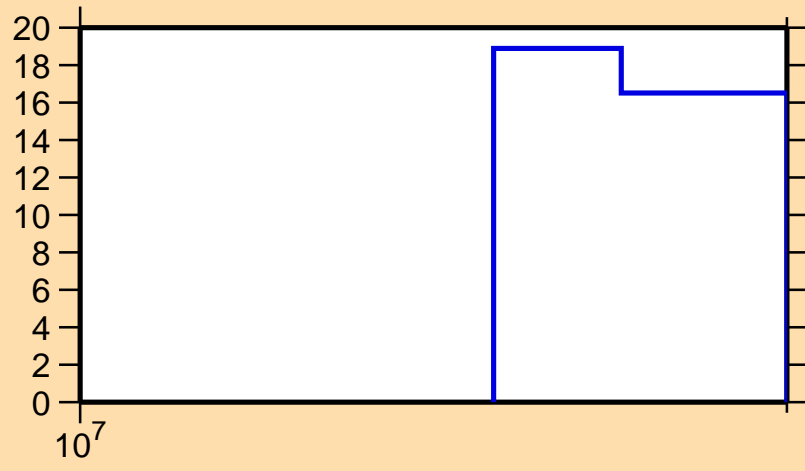
$\Delta\sigma/\sigma$  vs. E for  $^{13}\text{C}(n,n_1)$



Ordinate scale is %  
relative standard deviation.

Abscissa scales are energy (eV).

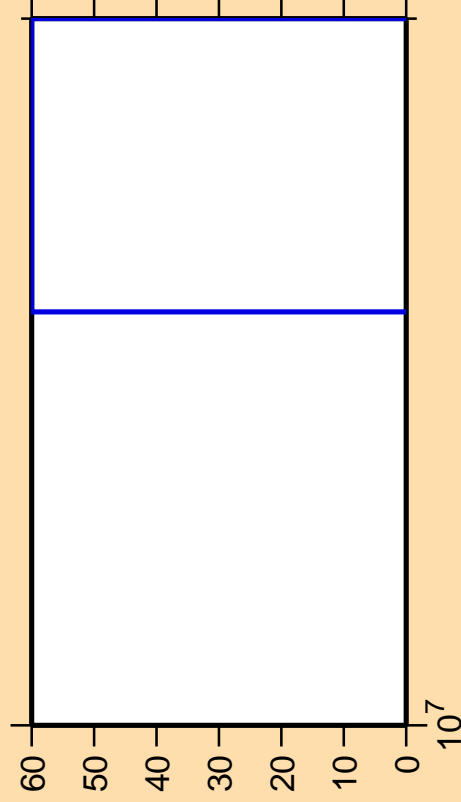
$\Delta\sigma/\sigma$  vs. E for  $^{13}\text{C}(n,2n)$



Correlation Matrix



$\Delta\sigma/\sigma$  vs. E for  $^{13}\text{C}(n,n\text{cont.})$

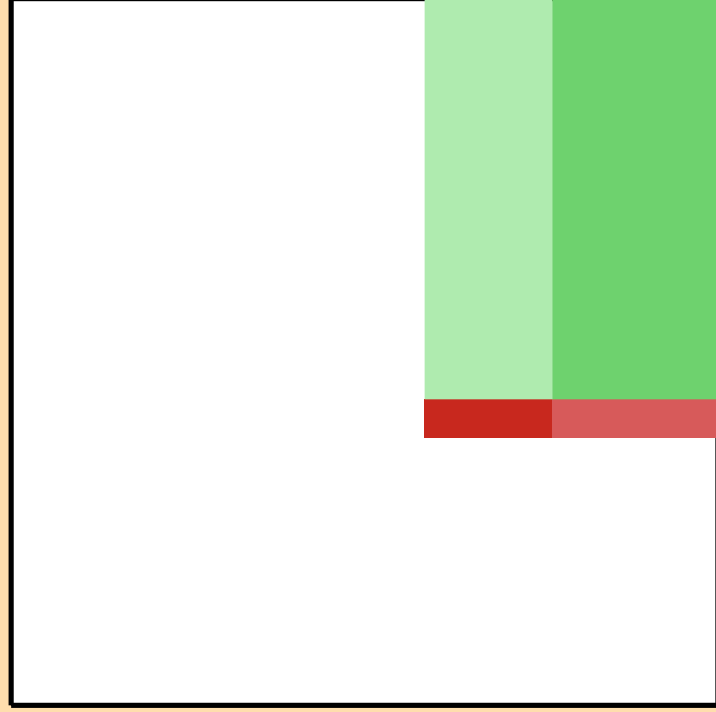
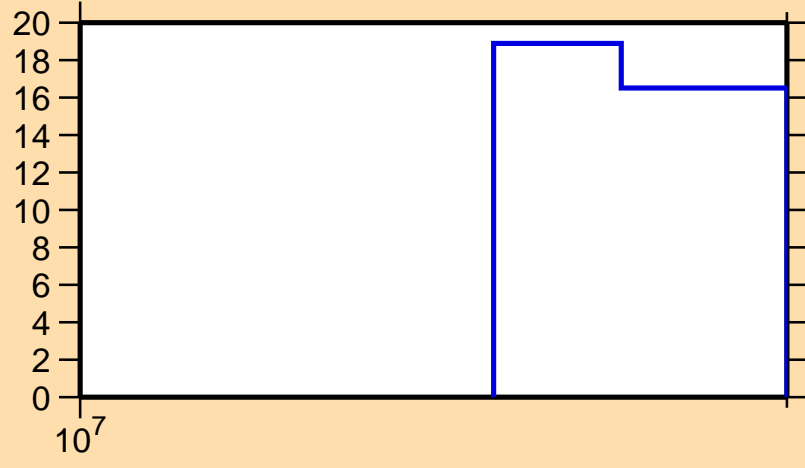


Ordinate scale is %  
relative standard deviation.

Abscissa scales are energy (eV).

Warning: some uncertainty  
data were suppressed.

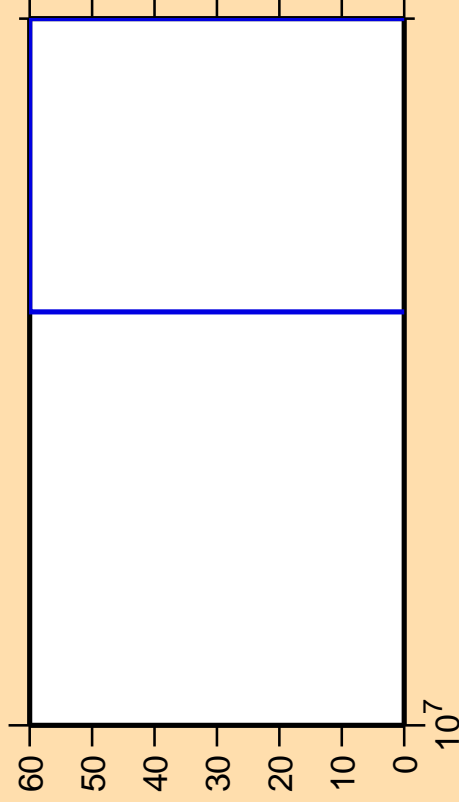
$\Delta\sigma/\sigma$  vs. E for  $^{13}\text{C}(n,2n)$



Correlation Matrix



$\Delta\sigma/\sigma$  vs. E for  $^{13}\text{C}(n,\gamma)$


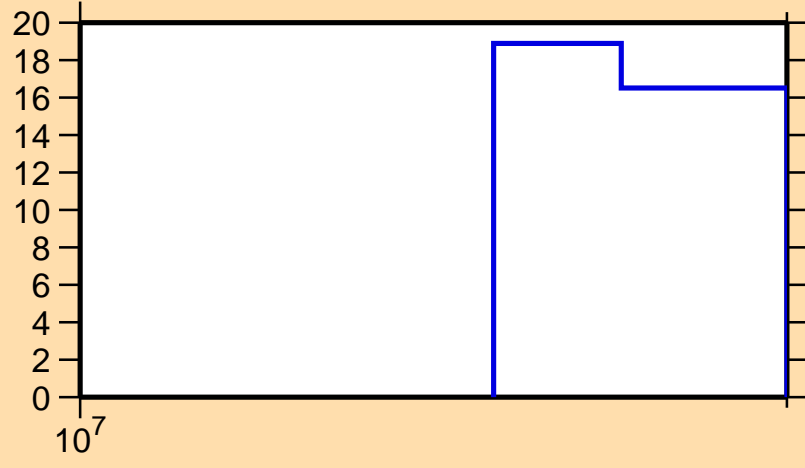


Ordinate scale is %  
relative standard deviation.

Abscissa scales are energy (eV).

Warning: some uncertainty  
data were suppressed.

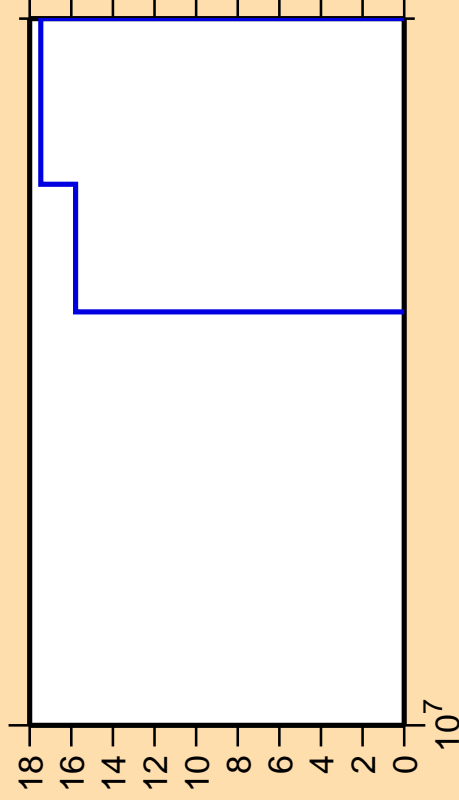
$\Delta\sigma/\sigma$  vs. E for  $^{13}\text{C}(n,2n)$



Correlation Matrix




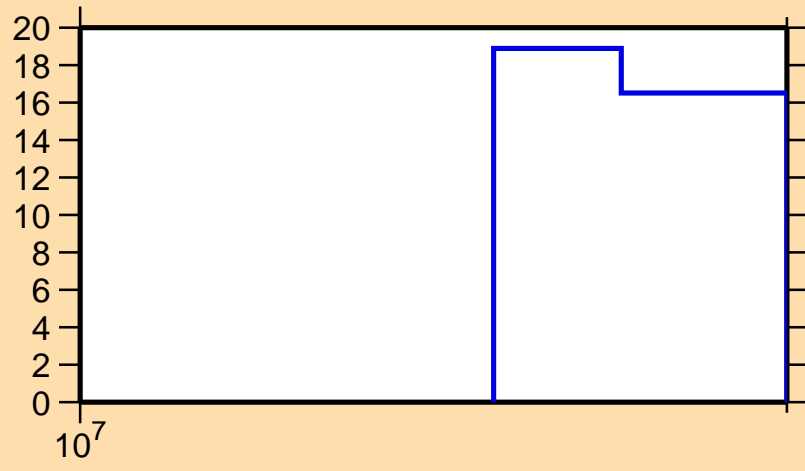
$\Delta\sigma/\sigma$  vs. E for  $^{13}\text{C}(n,p)$



Ordinate scale is %  
relative standard deviation.

Abscissa scales are energy (eV).

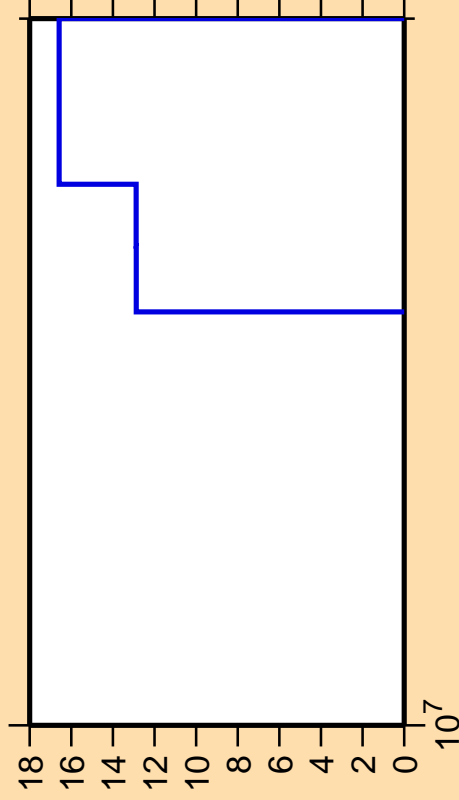
$\Delta\sigma/\sigma$  vs. E for  $^{13}\text{C}(n,2n)$



Correlation Matrix




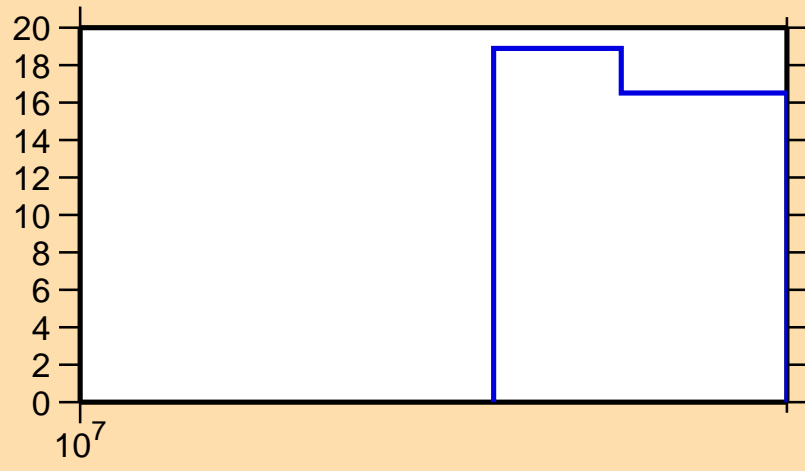
$\Delta\sigma/\sigma$  vs. E for  $^{13}\text{C}(n,\alpha)$



Ordinate scale is %  
relative standard deviation.

Abscissa scales are energy (eV).

$\Delta\sigma/\sigma$  vs. E for  $^{13}\text{C}(n,2n)$

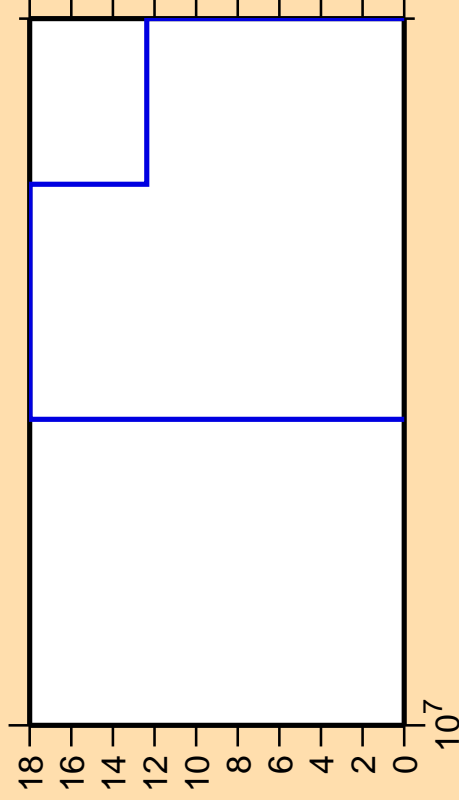


Correlation Matrix





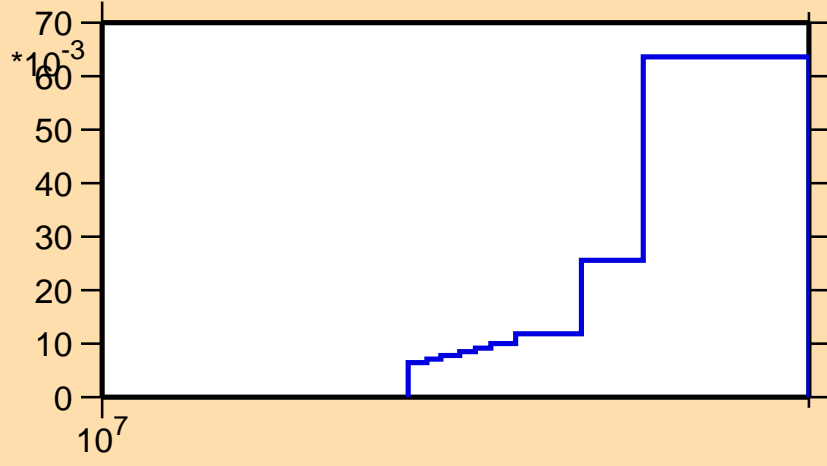
$\Delta\sigma/\sigma$  vs. E for  $^{13}\text{C}(n,n\alpha)$



Ordinate scales are % relative standard deviation and barns.

Abscissa scales are energy (eV).


$\sigma$  vs. E for  $^{13}\text{C}(n,n\alpha)$



$10^7$

$\times 10^{-3}$

$10^7$




Correlation Matrix





$\Delta\sigma/\sigma$  vs. E for  $^{13}\text{C}(n,np)$



Ordinate scales are % relative standard deviation and barns.

Abscissa scales are energy (eV).

$\sigma$  vs. E for  $^{13}\text{C}(n,np)$



$10^7$

$10^9$

$10^7$

$10^9$

$10^7$

$10^9$

$10^7$

$10^9$

$10^7$

$10^9$

$10^7$

$10^9$

$10^7$

$10^9$

$10^7$

$10^7$

$10^9$

$10^7$

$10^9$

$10^7$

$10^9$

$10^7$

$10^9$

$10^7$

$10^9$

$10^7$

$10^9$

$10^7$

$10^7$

$10^9$

$10^7$

$10^9$

$10^7$

$10^9$

$10^7$

$10^9$

$10^7$

$10^9$

$10^7$

$10^9$

$10^7$

$10^7$

$10^9$

$10^7$

$10^9$

$10^7$

$10^9$

$10^7$

$10^9$

$10^7$

$10^9$

$10^7$

$10^9$

$10^7$

$10^7$

$10^9$

$10^7$

$10^9$

$10^7$

$10^9$

$10^7$

$10^9$

$10^7$

$10^9$

$10^7$

$10^9$

$10^7$

$10^7$

$10^9$

$10^7$

$10^9$

$10^7$

$10^9$

$10^7$

$10^9$

$10^7$

$10^9$

$10^7$

$10^9$

$10^7$

$10^7$

$10^9$

$10^7$

$10^9$

$10^7$

$10^9$

$10^7$

$10^9$

$10^7$

$10^9$

$10^7$

$10^9$

$10^7$

$10^7$

$10^9$

$10^7$

$10^9$

$10^7$

$10^9$

$10^7$

$10^9$

$10^7$

$10^9$

$10^7$

$10^9$

$10^7$

$10^7$

$10^9$

$10^7$

$10^9$

$10^7$

$10^9$

$10^7$

$10^9$

$10^7$

$10^9$

$10^7$

$10^9$

$10^7$

$10^7$

$10^9$

$10^7$

$10^9$

$10^7$

$10^9$

$10^7$

$10^9$

$10^7$

$10^9$

$10^7$

$10^9$

$10^7$

$10^7$

$10^9$

$10^7$

$10^9$

$10^7$

$10^9$

$10^7$

$10^9$

$10^7$

$10^9$

$10^7$

$10^9$

$10^7$

$10^7$

$10^9$

$10^7$

$10^9$

$10^7$

$10^9$

$10^7$

$10^9$

$10^7$

$10^9$

$10^7$

$10^9$

$10^7$

$10^7$

$10^9$

$10^7$

$10^9$

$10^7$

$10^9$

$10^7$

$10^9$

$10^7$

$10^9$

$10^7$

$10^9$

$10^7$

$10^7$

$10^9$

$10^7$

$10^9$

$10^7$

$10^9$

$10^7$

$10^9$

$10^7$

$10^9$

$10^7$

$10^9$

$10^7$

$10^7$

$10^9$

$10^7$

$10^9$

$10^7$

$10^9$

$10^7$

$10^9$

$10^7$

$10^9$

$10^7$

$10^9$

$10^7$

$10^7$

$10^9$

$10^7$

$10^9$

$10^7$

$10^9$

$10^7$

$10^9$

$10^7$

$10^9$

$10^7$

$10^9$

$10^7$

$10^7$

$10^9$

$10^7$

$10^9$

$10^7$

$10^9$

$10^7$

$10^9$

$10^7$

$10^9$

$10^7$

$10^9$

$10^7$

$10^7$

$10^9$

$10^7$

$10^9$

$10^7$

$10^9$

$10^7$

$10^9$

$10^7$

$10^9$

$10^7$

$10^9$

$10^7$

$10^7$

$10^9$

$10^7$

$10^9$

$10^7$

$10^9$

$10^7$

$10^9$

$10^7$

$10^9$

$10^7$

$10^9$

$10^7$

$10^7$

$10^9$

$10^7$

$10^9$

$10^7$

$10^9$

$10^7$

$10^9$

$10^7$

$10^9$

$10^7$

$10^9$

$10^7$

$10^7$

$10^9$

$10^7$

$10^9$

$10^7$

$10^9$

$10^7$

$10^9$

$10^7$

$10^9$

$10^7$

$10^9$

$10^7$

$10^7$

$10^9$

$10^7$

$10^9$

$10^7$

$10^9$

$10^7$

$10^9$

$10^7$

$10^9$

$10^7$

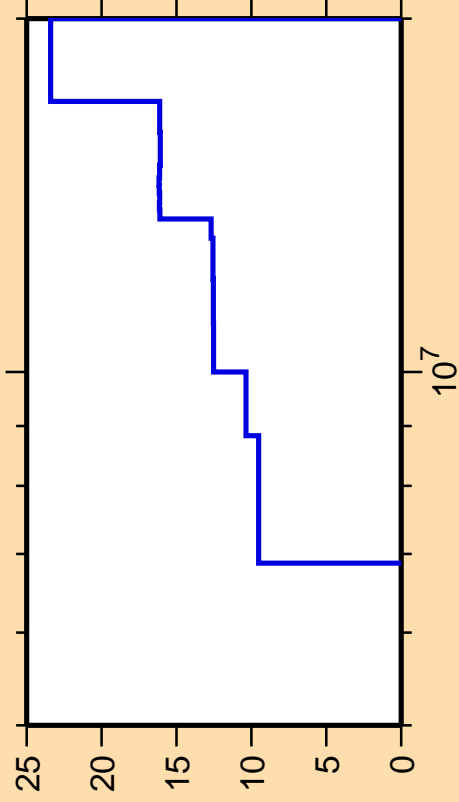
$10^9$

$10^7$

$10^7$

$10^9$


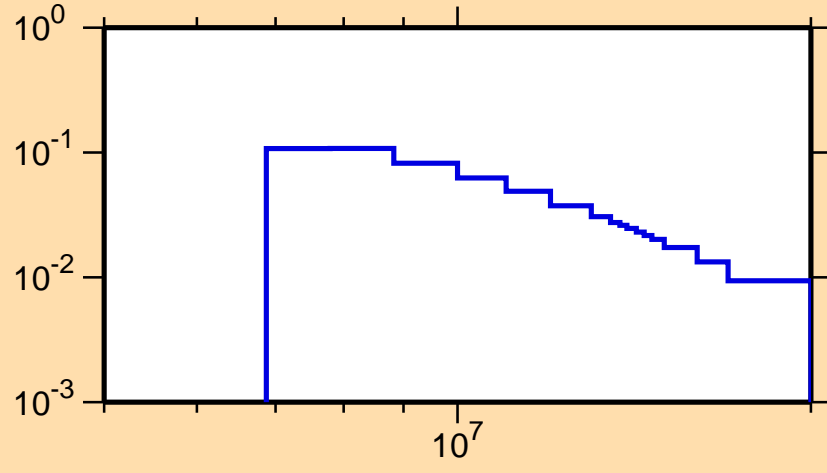
$\Delta\sigma/\sigma$  vs. E for  $^{13}\text{C}(n,n_1)$



Ordinate scales are % relative standard deviation and barns.

Abscissa scales are energy (eV).

$\sigma$  vs. E for  $^{13}\text{C}(n,n_1)$



Correlation Matrix



$\Delta\sigma/\sigma$  vs. E for  $^{13}\text{C}(n,n_{\text{cont}})$


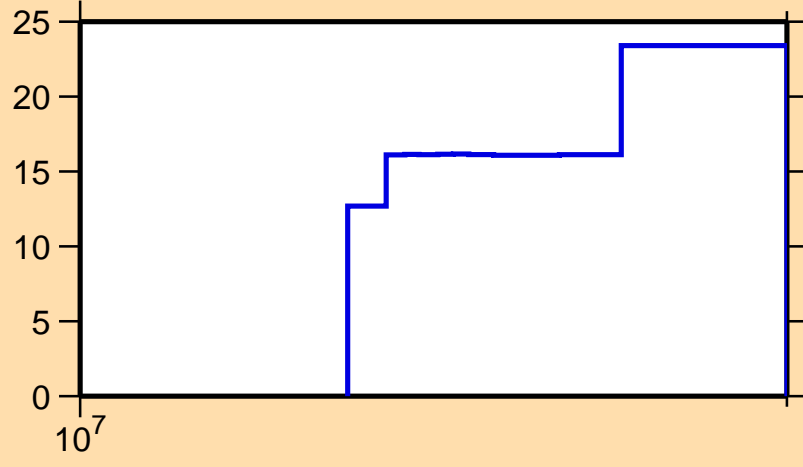


Ordinate scale is %  
relative standard deviation.

Abscissa scales are energy (eV).

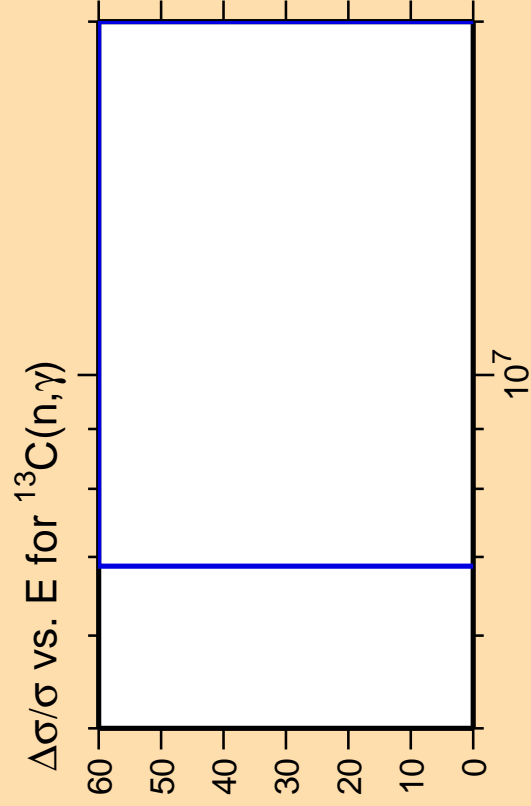
Warning: some uncertainty  
data were suppressed.

$\Delta\sigma/\sigma$  vs. E for  $^{13}\text{C}(n, n_1)$



Correlation Matrix


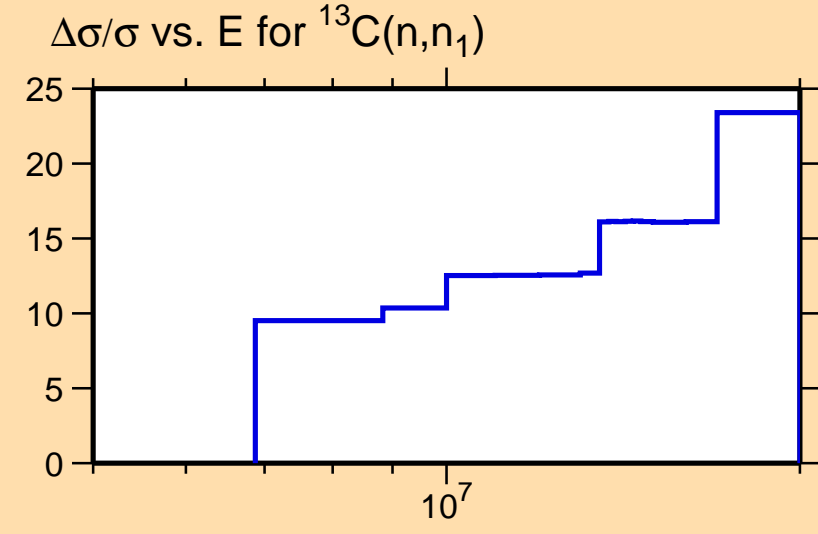




Ordinate scale is %  
relative standard deviation.

Abscissa scales are energy (eV).

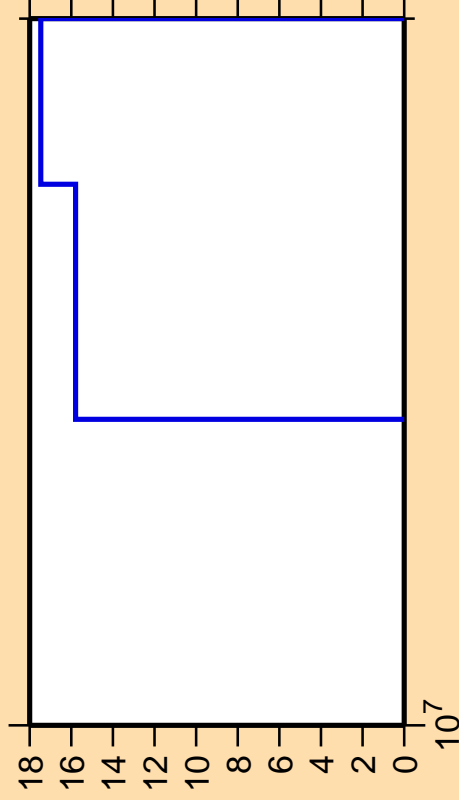
Warning: some uncertainty  
data were suppressed.



Correlation Matrix




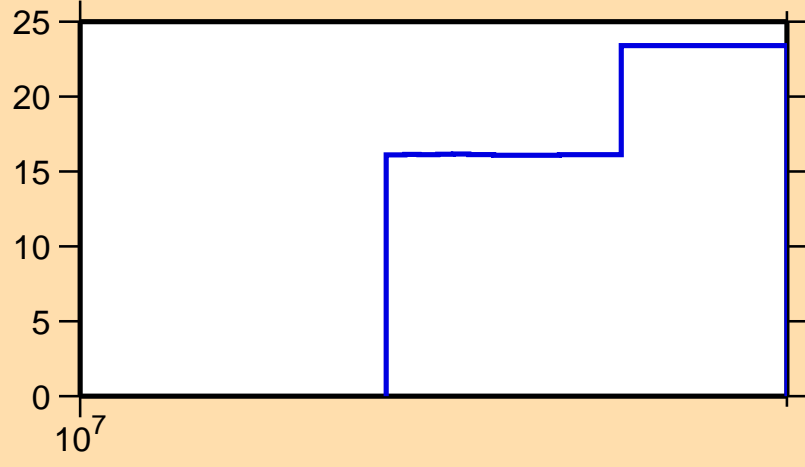
$\Delta\sigma/\sigma$  vs. E for  $^{13}\text{C}(n,p)$



Ordinate scale is %  
relative standard deviation.

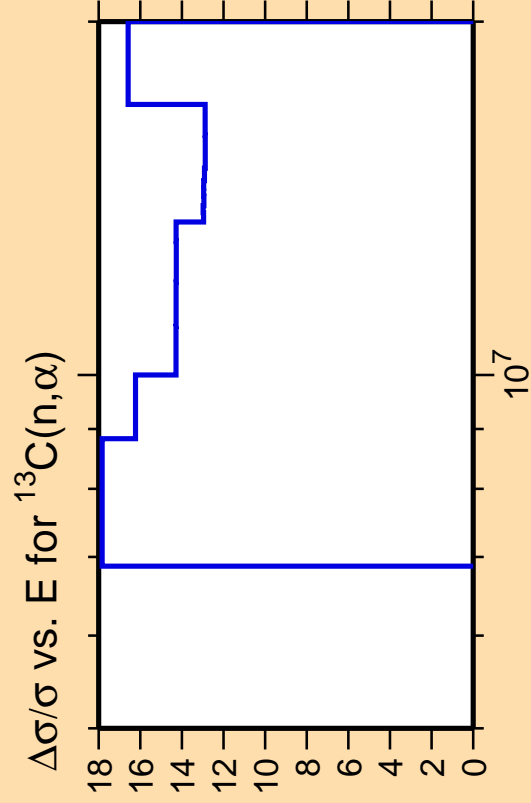
Abscissa scales are energy (eV).

$\Delta\sigma/\sigma$  vs. E for  $^{13}\text{C}(n,n_1)$




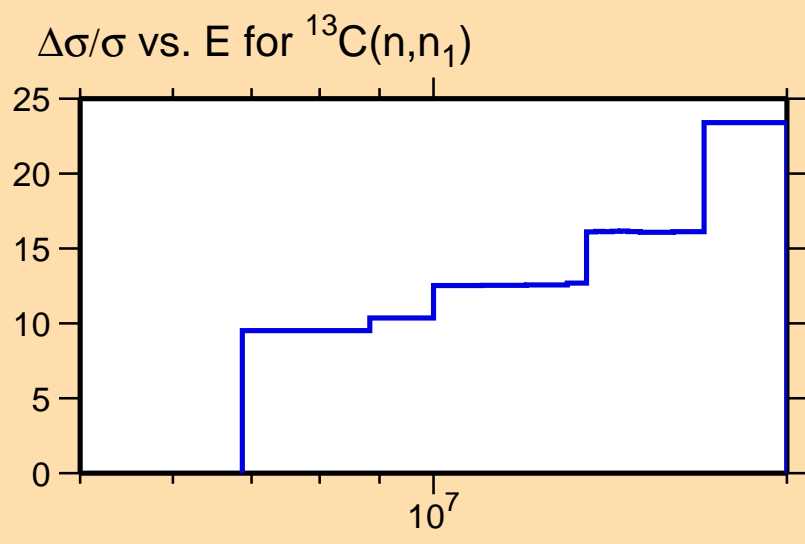
Correlation Matrix





Ordinate scale is %  
relative standard deviation.

Abscissa scales are energy (eV).

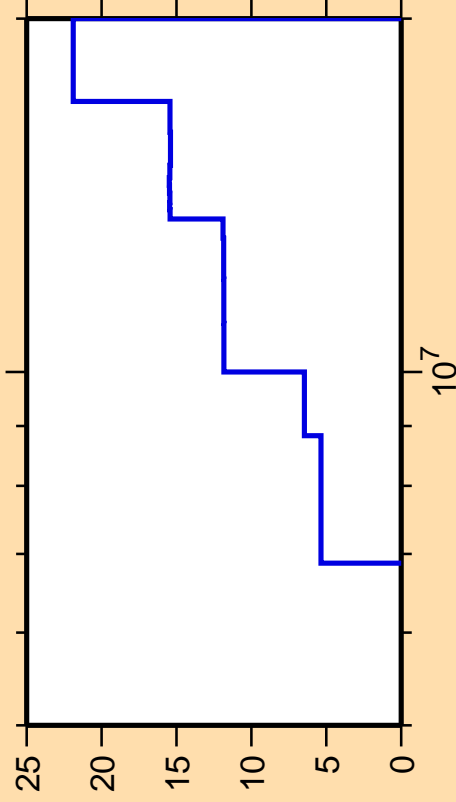


Correlation Matrix






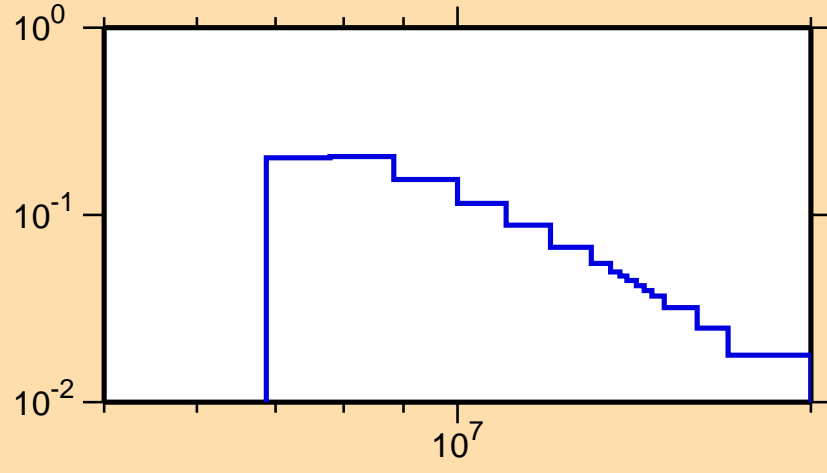
$\Delta\sigma/\sigma$  vs. E for  $^{13}\text{C}(n,n_2)$



Ordinate scales are % relative standard deviation and barns.

Abscissa scales are energy (eV).

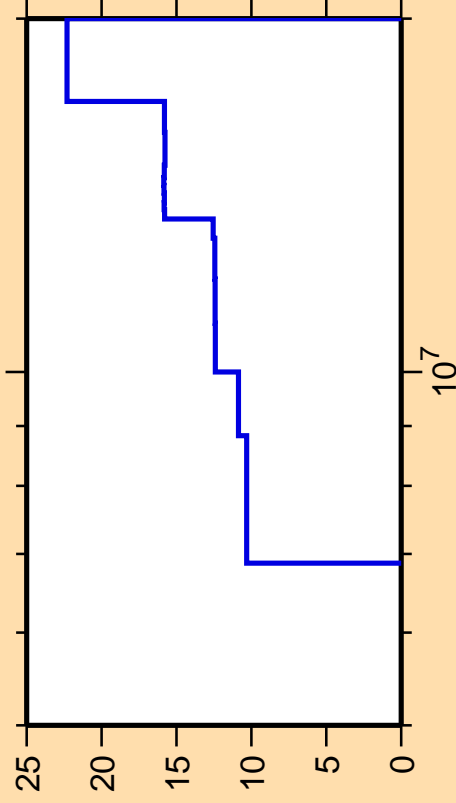
$\sigma$  vs. E for  $^{13}\text{C}(n,n_2)$



Correlation Matrix




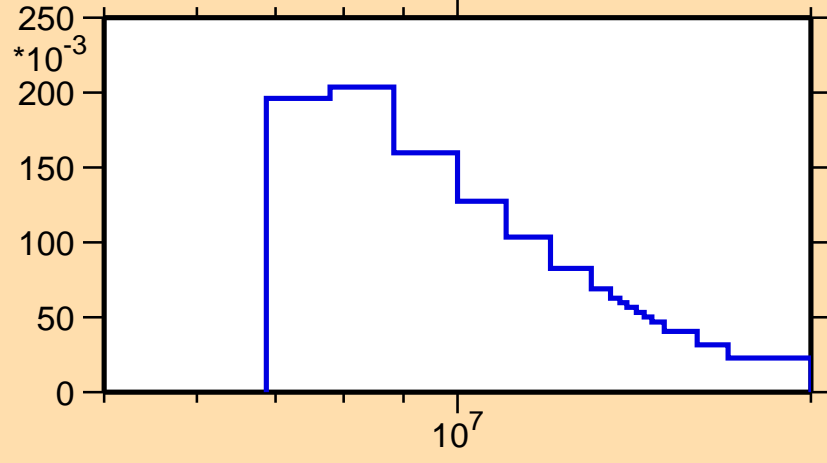
$\Delta\sigma/\sigma$  vs. E for  $^{13}\text{C}(n,n_3)$



Ordinate scales are % relative standard deviation and barns.

Abscissa scales are energy (eV).

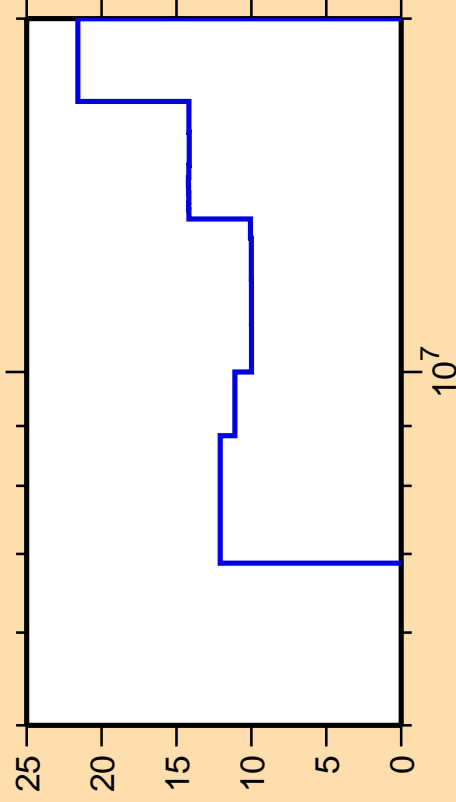
$\sigma$  vs. E for  $^{13}\text{C}(n,n_3)$



Correlation Matrix




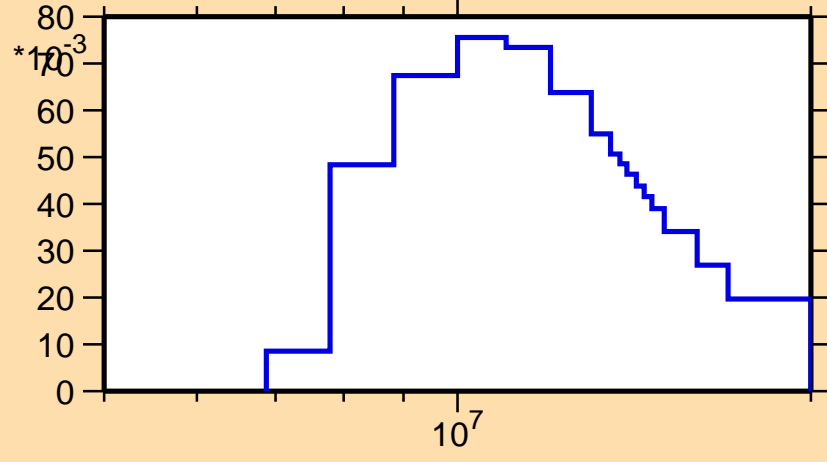
$\Delta\sigma/\sigma$  vs. E for  $^{13}\text{C}(n,n_4)$



Ordinate scales are % relative standard deviation and barns.

Abscissa scales are energy (eV).

$\sigma$  vs. E for  $^{13}\text{C}(n,n_4)$



Correlation Matrix



$\Delta\sigma/\sigma$  vs. E for  $^{13}\text{C}(n,n\text{cont.})$

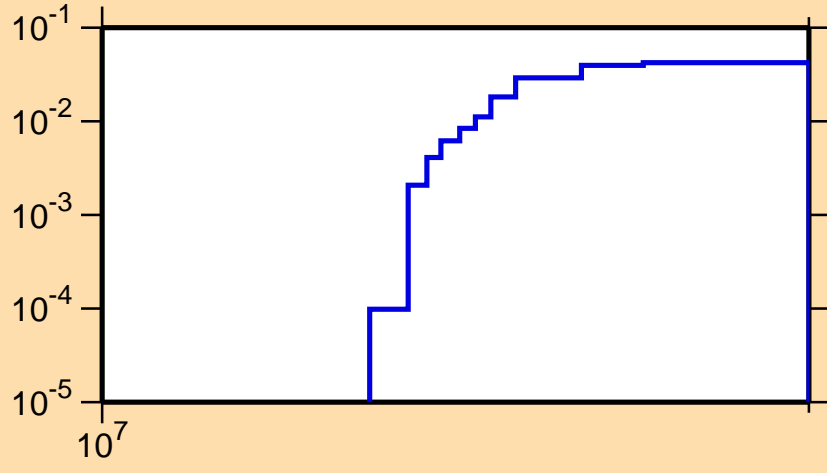


Ordinate scales are % relative standard deviation and barns.

Abscissa scales are energy (eV).

Warning: some uncertainty data were suppressed.

$\sigma$  vs. E for  $^{13}\text{C}(n,n\text{cont.})$



$10^7$

$10^{-5}$

$10^{-4}$

$10^{-3}$

$10^{-2}$

$10^{-1}$

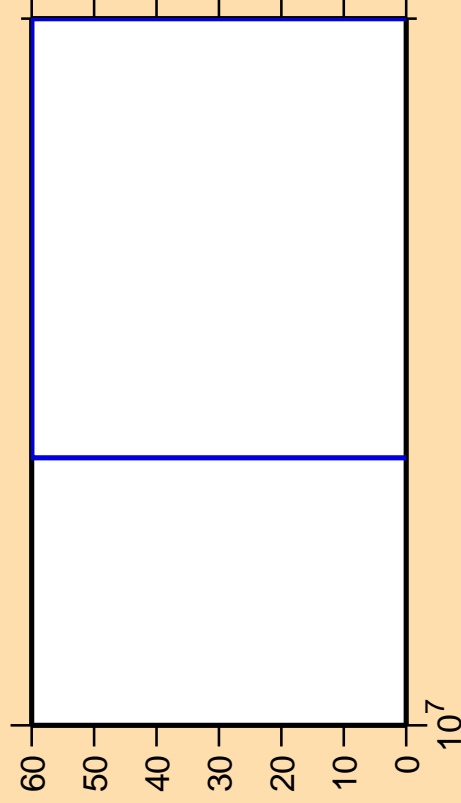
Correlation Matrix



1.0  
0.8  
0.6  
0.4  
0.2  
0.0

-1.0  
-0.8  
-0.6  
-0.4  
-0.2  
0.0

$\Delta\sigma/\sigma$  vs. E for  $^{13}\text{C}(n,\gamma)$


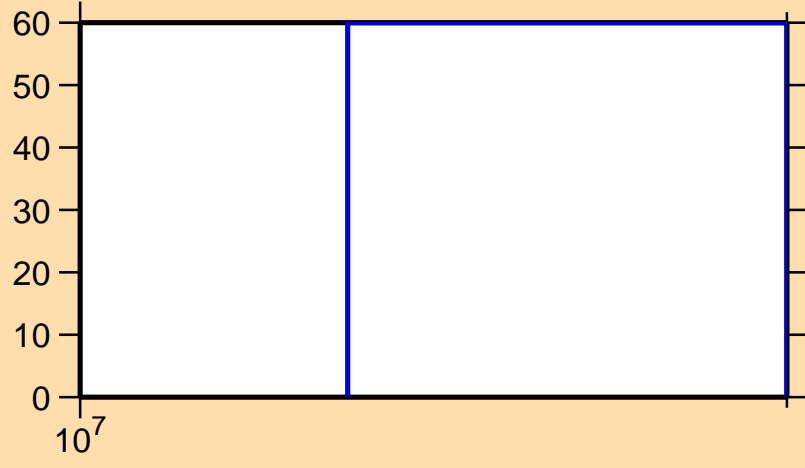


Ordinate scale is %  
relative standard deviation.

Abscissa scales are energy (eV).

Warning: some uncertainty  
data were suppressed.

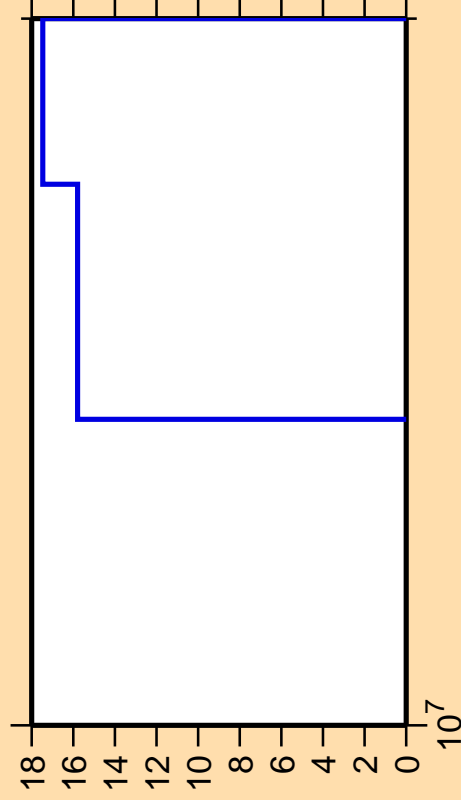
$\Delta\sigma/\sigma$  vs. E for  $^{13}\text{C}(n,n\text{cont.})$



Correlation Matrix



$\Delta\sigma/\sigma$  vs. E for  $^{13}\text{C}(n,p)$

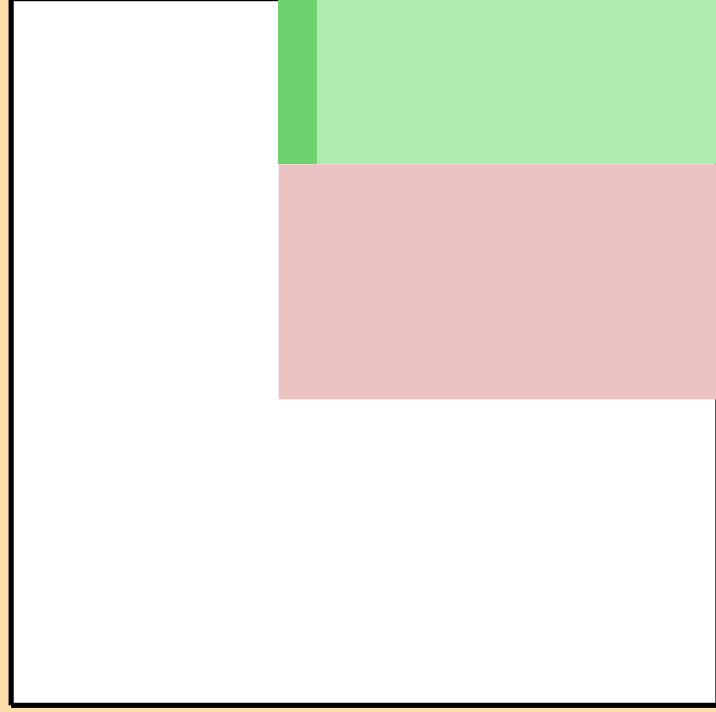
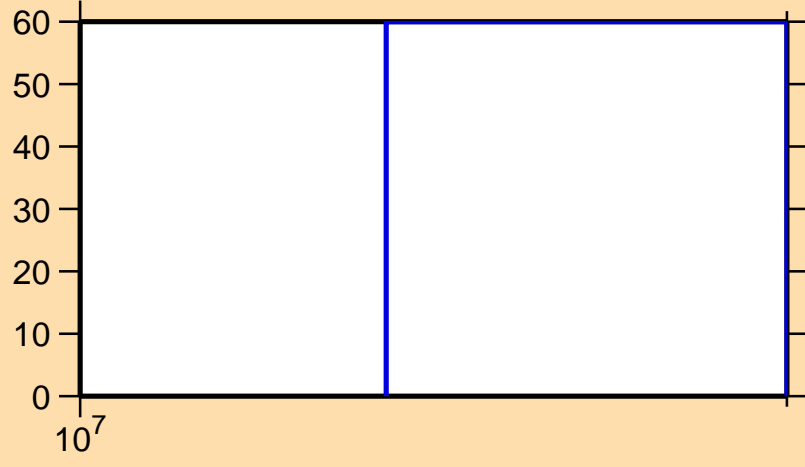


Ordinate scale is %  
relative standard deviation.

Abscissa scales are energy (eV).

Warning: some uncertainty  
data were suppressed.

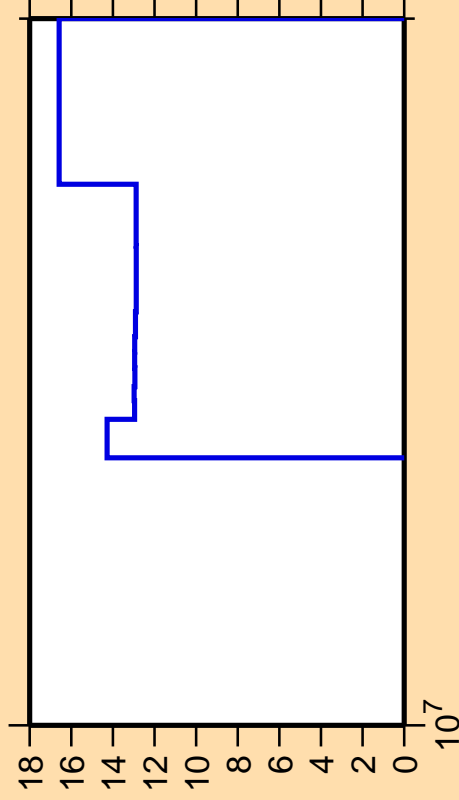
$\Delta\sigma/\sigma$  vs. E for  $^{13}\text{C}(n,ncont.)$



Correlation Matrix



$\Delta\sigma/\sigma$  vs. E for  $^{13}\text{C}(n,\alpha)$

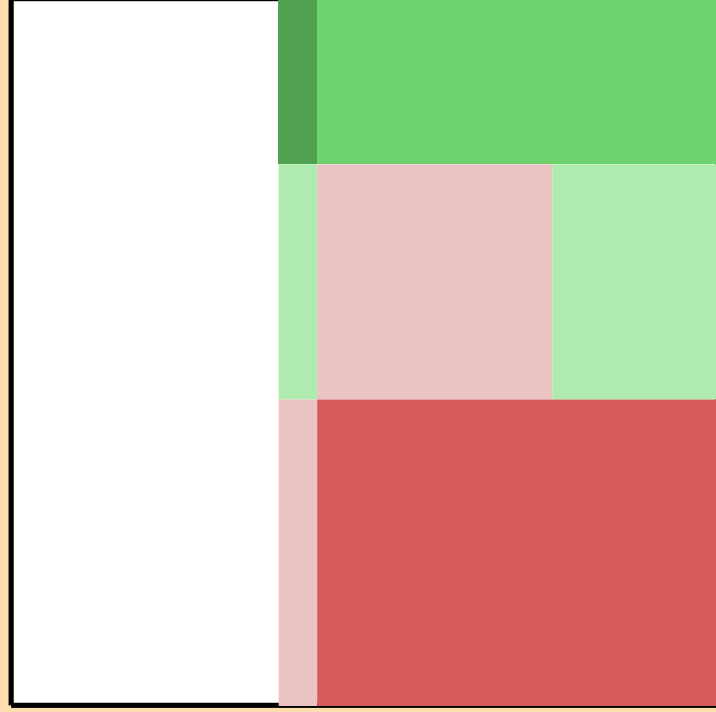
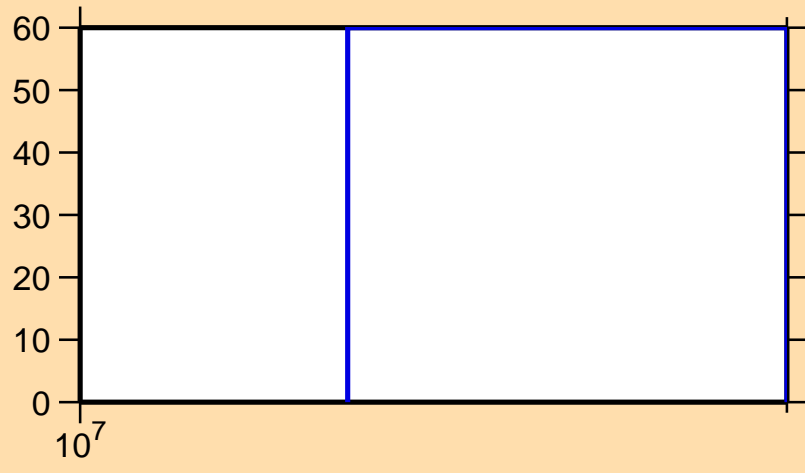


Ordinate scale is %  
relative standard deviation.

Abscissa scales are energy (eV).

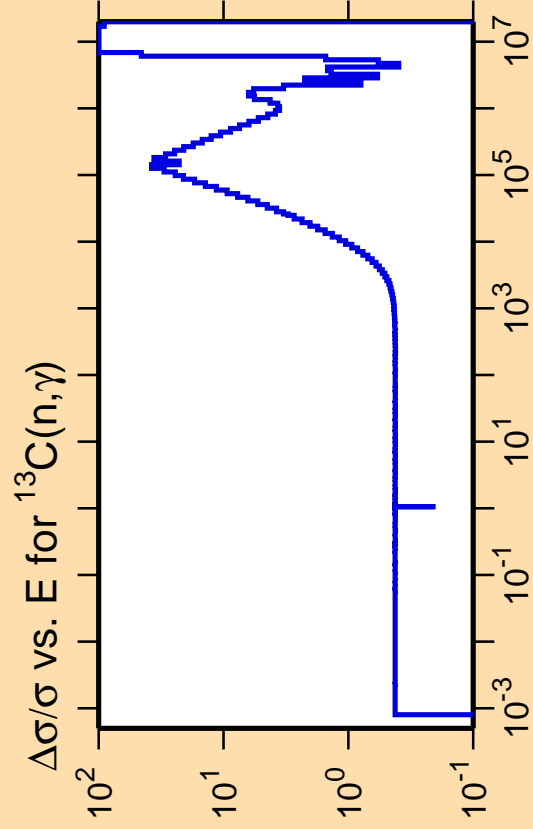
Warning: some uncertainty  
data were suppressed.

$\Delta\sigma/\sigma$  vs. E for  $^{13}\text{C}(n,n\text{cont.})$



Correlation Matrix


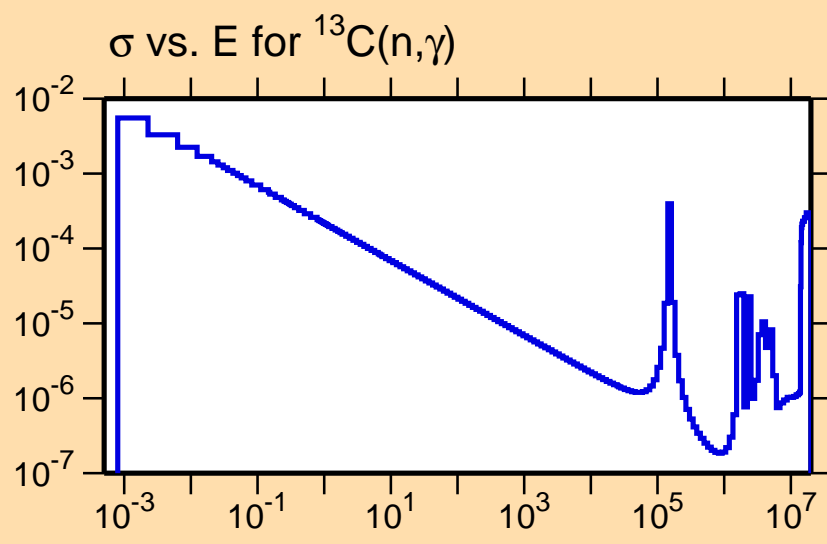




Ordinate scales are % relative standard deviation and barns.

Abscissa scales are energy (eV).

Warning: some uncertainty data were suppressed.

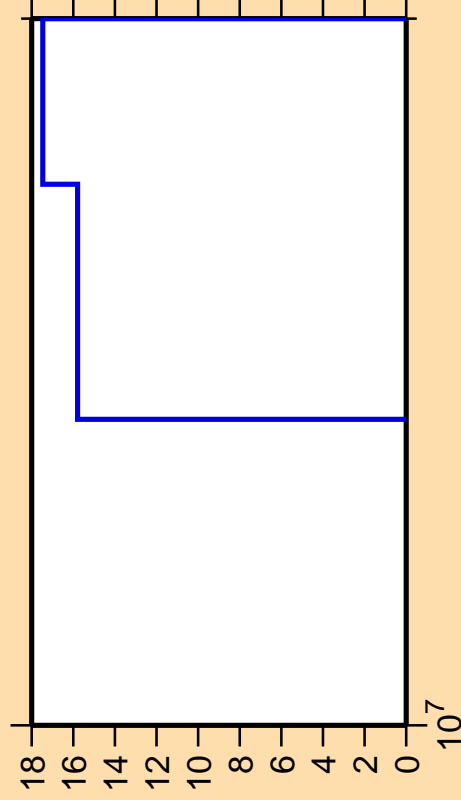


Correlation Matrix





$\Delta\sigma/\sigma$  vs. E for  $^{13}\text{C}(n,p)$


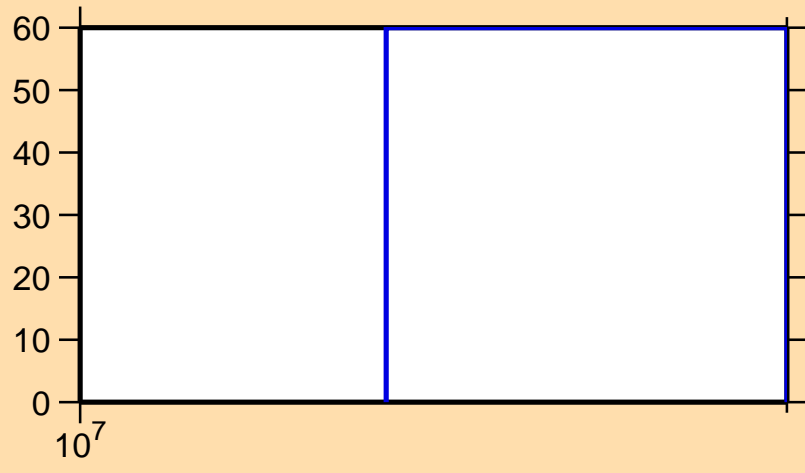


Ordinate scale is %  
relative standard deviation.

Abscissa scales are energy (eV).

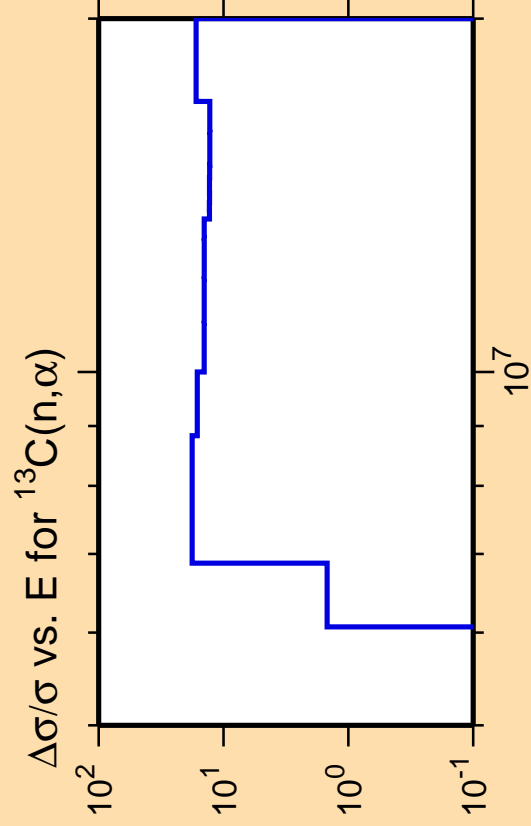
Warning: some uncertainty  
data were suppressed.

$\Delta\sigma/\sigma$  vs. E for  $^{13}\text{C}(n,\gamma)$



Correlation Matrix

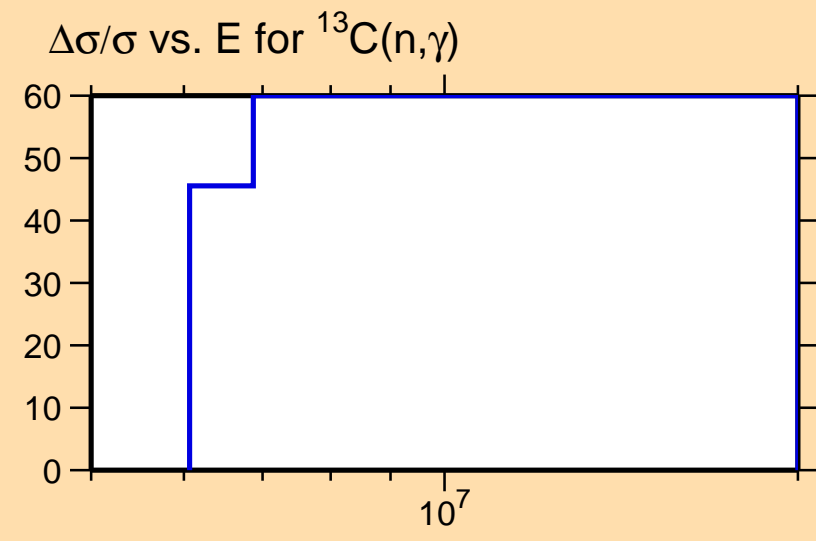




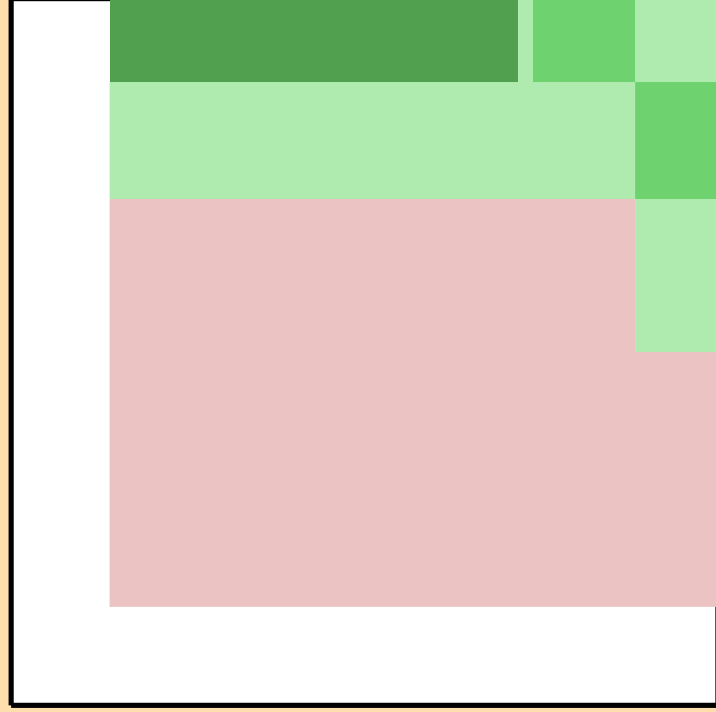
Ordinate scale is %  
relative standard deviation.

Abscissa scales are energy (eV).

Warning: some uncertainty  
data were suppressed.



$\Delta\sigma/\sigma$  vs. E for  $^{13}\text{C}(n,\gamma)$

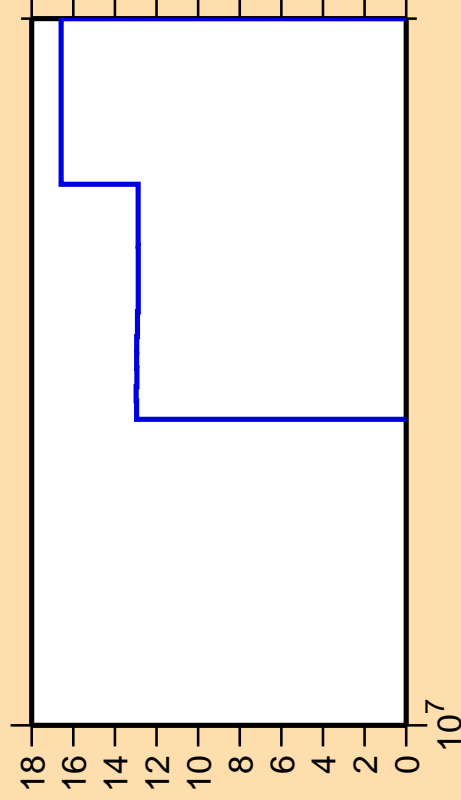


Correlation Matrix






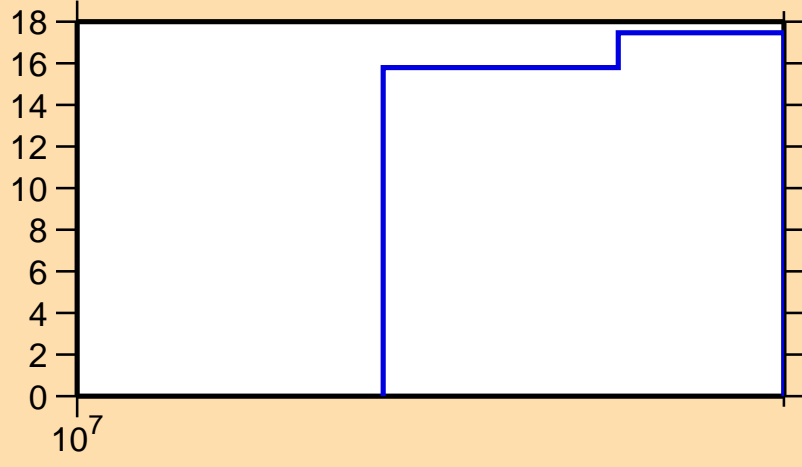
$\Delta\sigma/\sigma$  vs. E for  $^{13}\text{C}(n,\alpha)$



Ordinate scale is %  
relative standard deviation.

Abscissa scales are energy (eV).

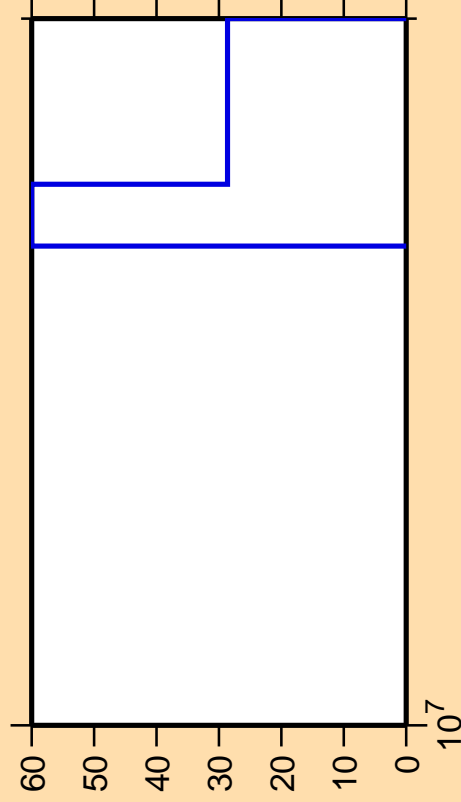
$\Delta\sigma/\sigma$  vs. E for  $^{13}\text{C}(n,p)$



Correlation Matrix



$\Delta\sigma/\sigma$  vs. E for  $^{13}\text{C}(n,d)$

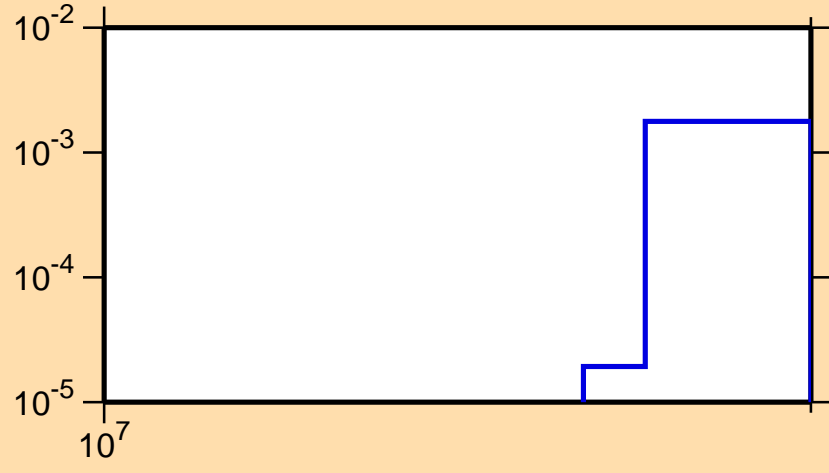


Ordinate scales are % relative standard deviation and barns.

Abscissa scales are energy (eV).

Warning: some uncertainty data were suppressed.

$\sigma$  vs. E for  $^{13}\text{C}(n,d)$



$10^7$

$10^{-5}$

$10^{-4}$

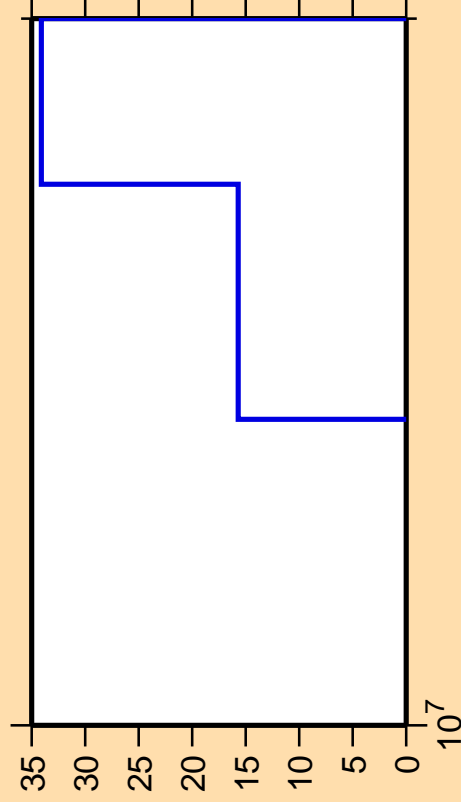
$10^{-3}$

$10^{-2}$

Correlation Matrix



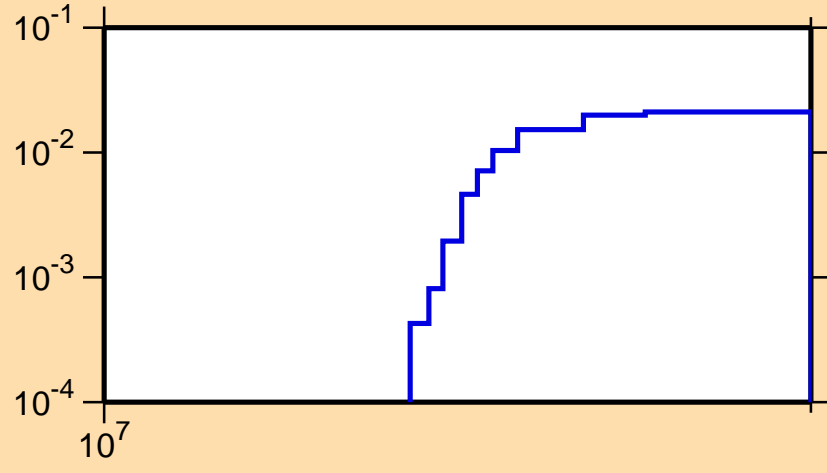
$\Delta\sigma/\sigma$  vs. E for  $^{13}\text{C}(n,t)$



Ordinate scales are % relative standard deviation and barns.

Abscissa scales are energy (eV).

$\sigma$  vs. E for  $^{13}\text{C}(n,t)$



$10^7$

$10^{-1}$

$10^{-2}$

$10^{-3}$

$10^{-4}$

$10^7$

$10^{-1}$

$10^{-2}$

$10^{-3}$

$10^{-4}$

$10^7$

$10^{-1}$

$10^{-2}$

$10^{-3}$

$10^{-4}$

$10^7$

$10^{-1}$

$10^{-2}$

$10^{-3}$

$10^{-4}$

$10^7$

$10^{-1}$

$10^{-2}$

$10^{-3}$

$10^{-4}$

$10^7$

$10^{-1}$

$10^{-2}$

$10^{-3}$

$10^{-4}$

$10^7$

$10^{-1}$

$10^{-2}$

$10^{-3}$

$10^{-4}$

$10^7$

$10^{-1}$

$10^{-2}$

$10^{-3}$

$10^{-4}$

$10^7$

$10^{-1}$

$10^{-2}$

$10^{-3}$

$10^{-4}$

$10^7$

$10^{-1}$

$10^{-2}$

$10^{-3}$

$10^{-4}$

$10^7$

$10^{-1}$

$10^{-2}$

$10^{-3}$

$10^{-4}$

$10^7$

$10^{-1}$

$10^{-2}$

$10^{-3}$

$10^{-4}$

$10^7$

$10^{-1}$

$10^{-2}$

$10^{-3}$

$10^{-4}$

$10^7$

$10^{-1}$

$10^{-2}$

$10^{-3}$

$10^{-4}$

$10^7$

$10^{-1}$

$10^{-2}$

$10^{-3}$

$10^{-4}$

$10^7$

$10^{-1}$

$10^{-2}$

$10^{-3}$

$10^{-4}$

$10^7$

$10^{-1}$

$10^{-2}$

$10^{-3}$

$10^{-4}$

$10^7$

$10^{-1}$

$10^{-2}$

$10^{-3}$

$10^{-4}$

$10^7$

$10^{-1}$

$10^{-2}$

$10^{-3}$

$10^{-4}$

$10^7$

$10^{-1}$

$10^{-2}$

$10^{-3}$

$10^{-4}$

$10^7$

$10^{-1}$

$10^{-2}$

$10^{-3}$

$10^{-4}$

$10^7$

$10^{-1}$

$10^{-2}$

$10^{-3}$

$10^{-4}$

$10^7$

$10^{-1}$

$10^{-2}$

$10^{-3}$

$10^{-4}$

$10^7$

$10^{-1}$

$10^{-2}$

$10^{-3}$

$10^{-4}$

$10^7$

$10^{-1}$

$10^{-2}$

$10^{-3}$

$10^{-4}$

$10^7$

$10^{-1}$

$10^{-2}$

$10^{-3}$

$10^{-4}$

$10^7$

$10^{-1}$

$10^{-2}$

$10^{-3}$

$10^{-4}$

$10^7$

$10^{-1}$

$10^{-2}$

$10^{-3}$

$10^{-4}$

$10^7$

$10^{-1}$

$10^{-2}$

$10^{-3}$

$10^{-4}$

$10^7$

$10^{-1}$

$10^{-2}$

$10^{-3}$

$10^{-4}$

$10^7$

$10^{-1}$

$10^{-2}$

$10^{-3}$

$10^{-4}$

$10^7$

$10^{-1}$

$10^{-2}$

$10^{-3}$

$10^{-4}$

$10^7$

$10^{-1}$

$10^{-2}$

$10^{-3}$

$10^{-4}$

$10^7$

$10^{-1}$

$10^{-2}$

$10^{-3}$

$10^{-4}$

$10^7$

$10^{-1}$

$10^{-2}$

$10^{-3}$

$10^{-4}$

$10^7$

$10^{-1}$

$10^{-2}$

$10^{-3}$

$10^{-4}$

$10^7$

$10^{-1}$

$10^{-2}$

$10^{-3}$

$10^{-4}$

$10^7$

$10^{-1}$

$10^{-2}$

$10^{-3}$

$10^{-4}$

$10^7$

$10^{-1}$

$10^{-2}$

$10^{-3}$

$10^{-4}$

$10^7$

$10^{-1}$

$10^{-2}$

$10^{-3}$

$10^{-4}$

$10^7$

$10^{-1}$

$10^{-2}$

$10^{-3}$

$10^{-4}$

$10^7$

$10^{-1}$

$10^{-2}$

$10^{-3}$

$10^{-4}$

$10^7$

$10^{-1}$

$10^{-2}$

$10^{-3}$

$10^{-4}$

$10^7$

$10^{-1}$

$10^{-2}$

$10^{-3}$

$10^{-4}$

$10^7$

$10^{-1}$

$10^{-2}$

$10^{-3}$

$10^{-4}$

$10^7$

$10^{-1}$

$10^{-2}$

$10^{-3}$

$10^{-4}$

$10^7$

$10^{-1}$

$10^{-2}$

$10^{-3}$

$10^{-4}$

$10^7$

$10^{-1}$

$10^{-2}$

$10^{-3}$

$10^{-4}$

$10^7$

$10^{-1}$

$10^{-2}$

$10^{-3}$

$10^{-4}$

$10^7$

$10^{-1}$

$10^{-2}$

$10^{-3}$

$10^{-4}$

$10^7$

$10^{-1}$

$10^{-2}$

$10^{-3}$

$10^{-4}$

$10^7$

$10^{-1}$

$10^{-2}$

$10^{-3}$

$10^{-4}$

$10^7$

$10^{-1}$

$10^{-2}$

$10^{-3}$

$10^{-4}$

$10^7$

$10^{-1}$

$10^{-2}$

$10^{-3}$

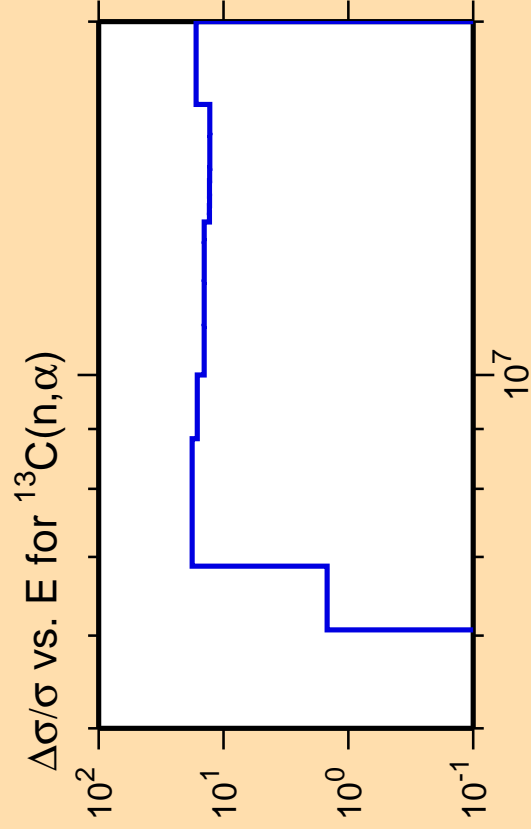
$10^{-4}$

$10^7$

$10^{-1}$

$10^{-2}$


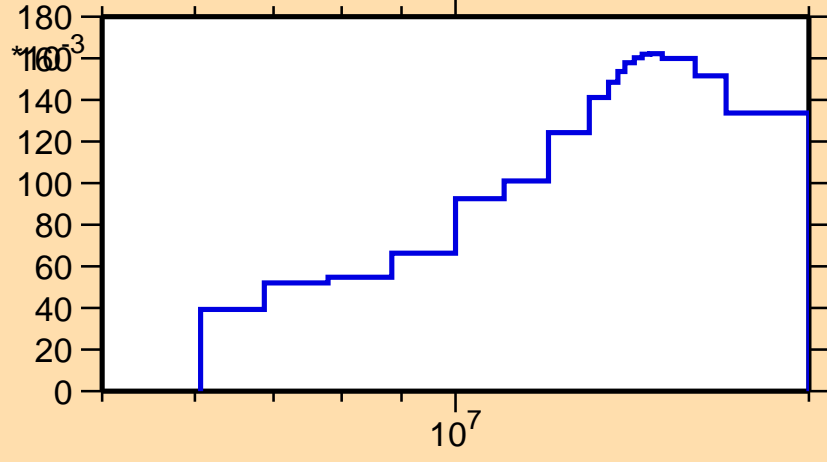
$10^{-3}</$



Ordinate scales are % relative standard deviation and barns.

Abscissa scales are energy (eV).

$\sigma$  vs.  $E$  for  $^{13}\text{C}(n,\alpha)$



Correlation Matrix

