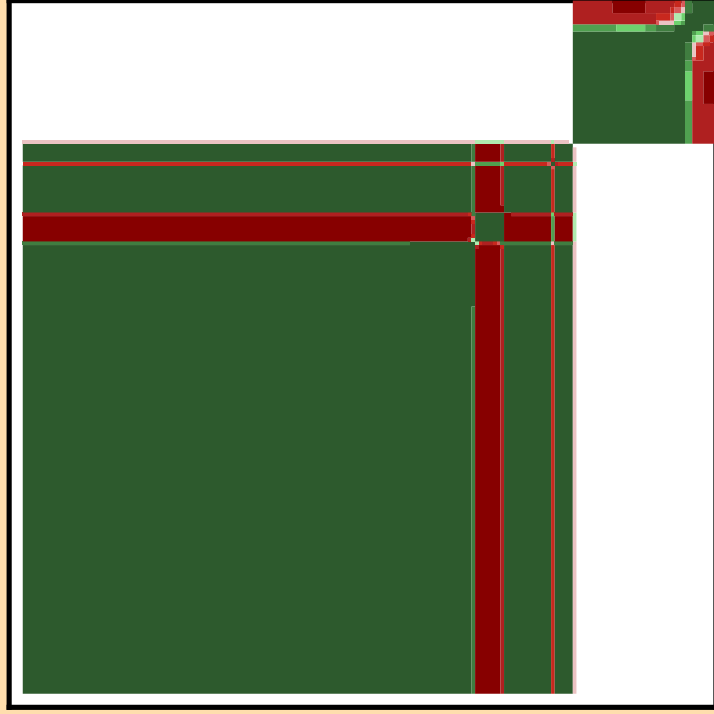
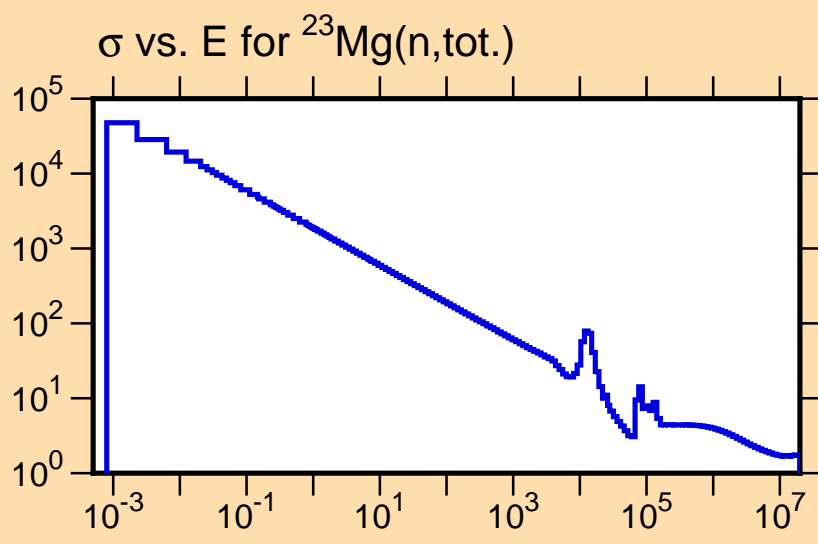


Ordinate scales are % relative standard deviation and barns.

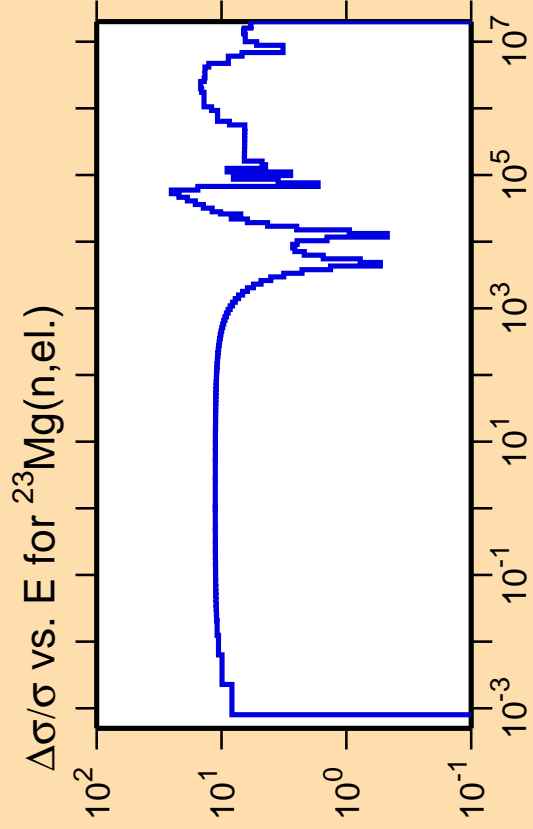
Abscissa scales are energy (eV).

Warning: some uncertainty data were suppressed.



Correlation Matrix


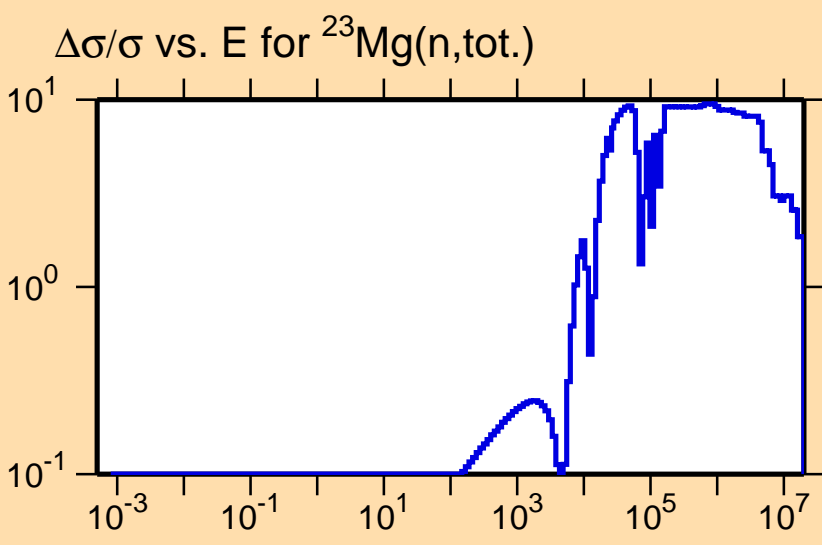




Ordinate scale is %  
relative standard deviation.

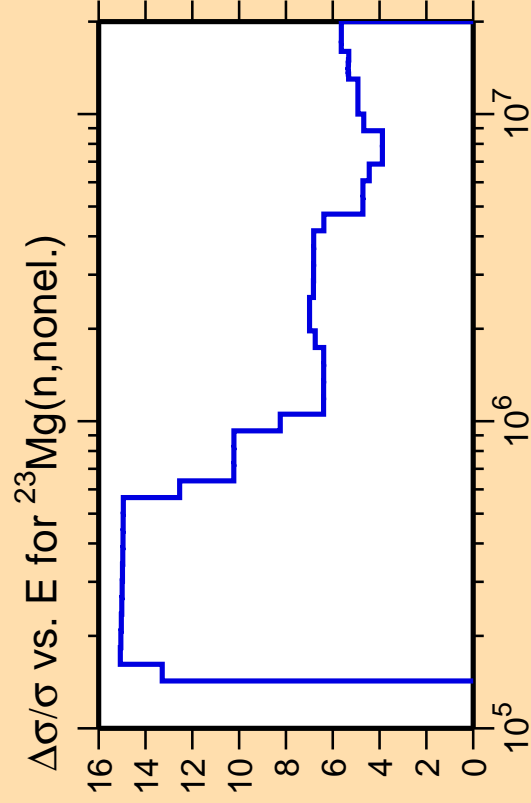
Abscissa scales are energy (eV).

Warning: some uncertainty  
data were suppressed.



Correlation Matrix


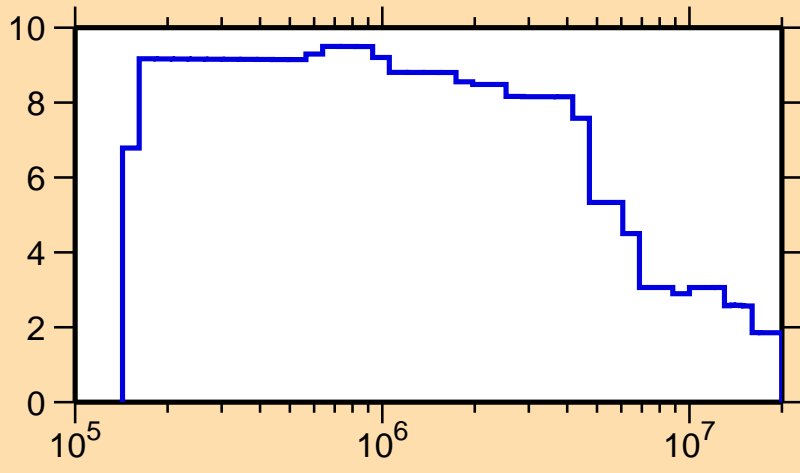




Ordinate scale is %  
relative standard deviation.

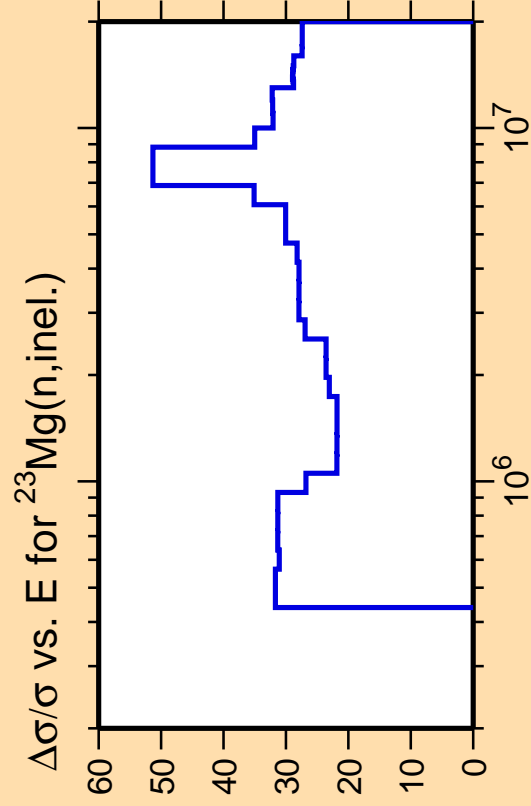
Abscissa scales are energy (eV).

$\Delta\sigma/\sigma$  vs. E for  $^{23}\text{Mg}(n,\text{tot.})$



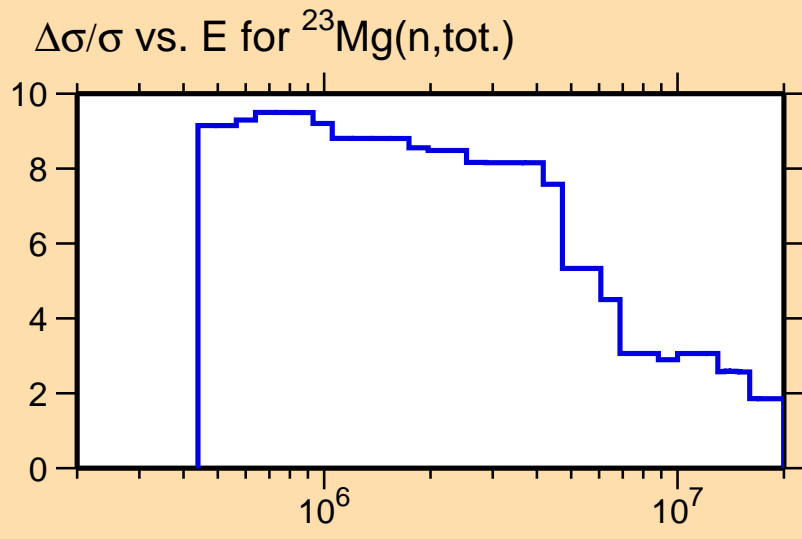
Correlation Matrix





Ordinate scale is %  
relative standard deviation.

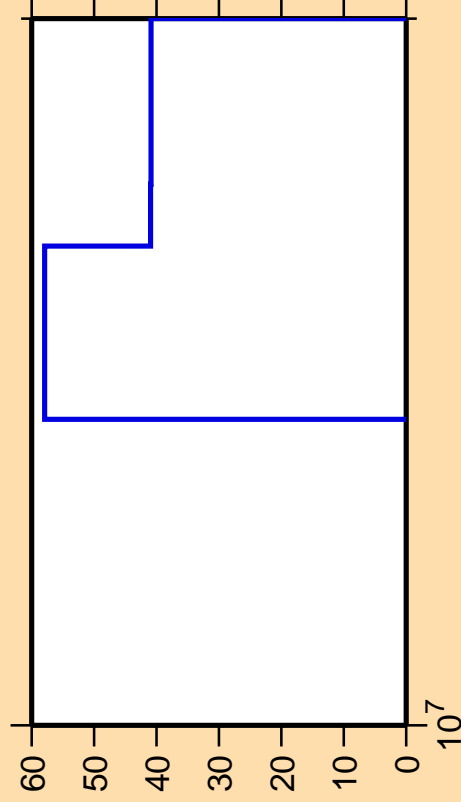
Abscissa scales are energy (eV).



Correlation Matrix




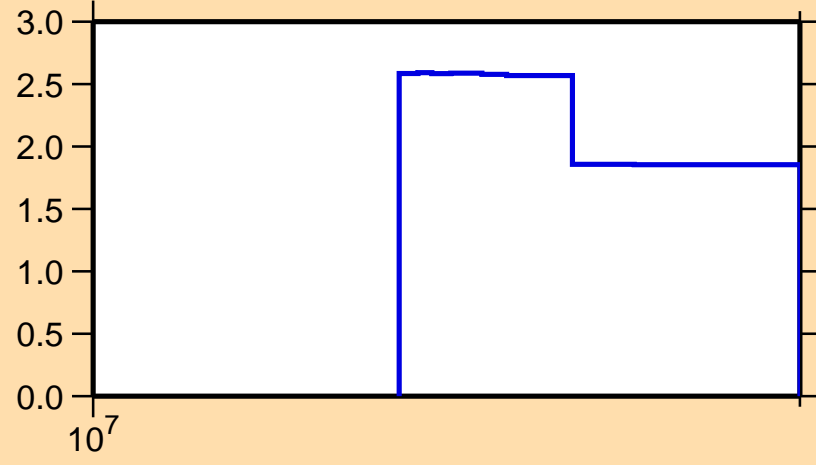
$\Delta\sigma/\sigma$  vs. E for  $^{23}\text{Mg}(n,2n)$



Ordinate scale is %  
relative standard deviation.

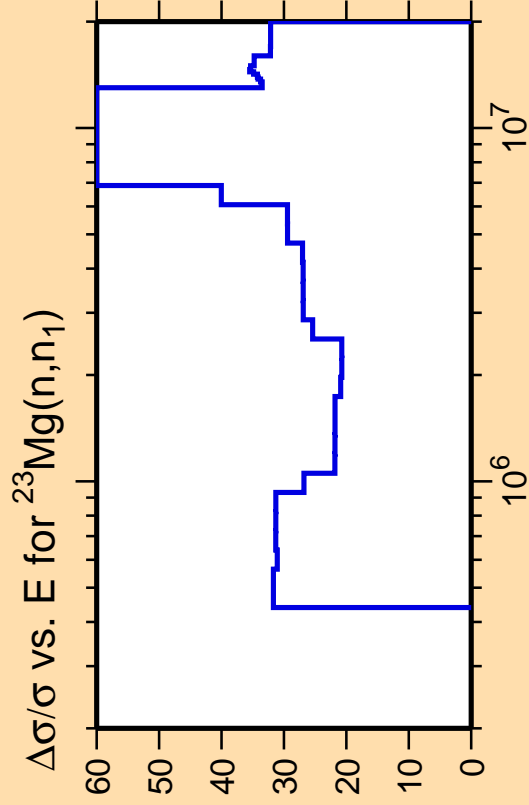
Abscissa scales are energy (eV).

$\Delta\sigma/\sigma$  vs. E for  $^{23}\text{Mg}(n,\text{tot.})$



Correlation Matrix




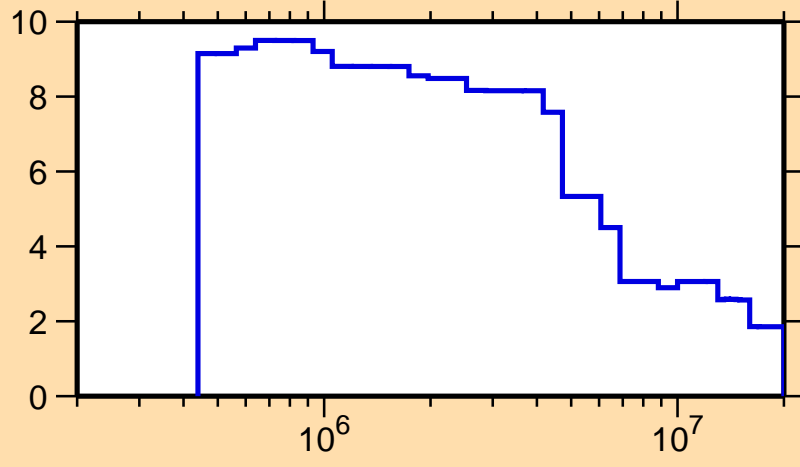


Ordinate scale is %  
relative standard deviation.

Abscissa scales are energy (eV).

Warning: some uncertainty  
data were suppressed.

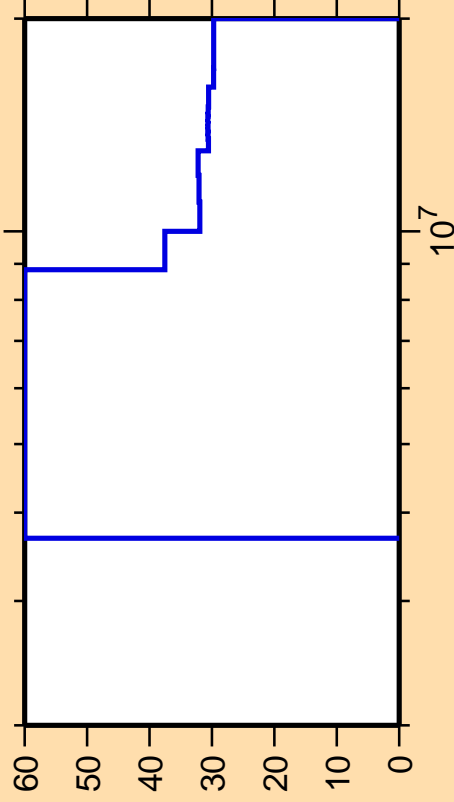
$\Delta\sigma/\sigma$  vs. E for  $^{23}\text{Mg}(n,\text{tot.})$



Correlation Matrix



$\Delta\sigma/\sigma$  vs. E for  $^{23}\text{Mg}(n,n\text{cont.})$

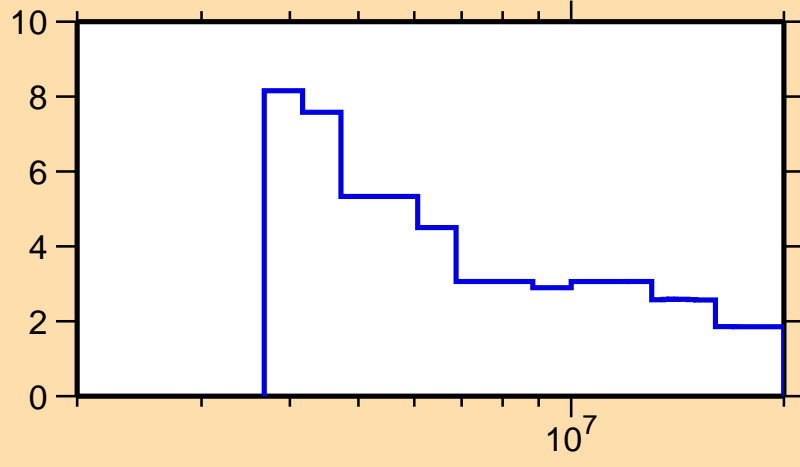


Ordinate scale is %  
relative standard deviation.

Abscissa scales are energy (eV).

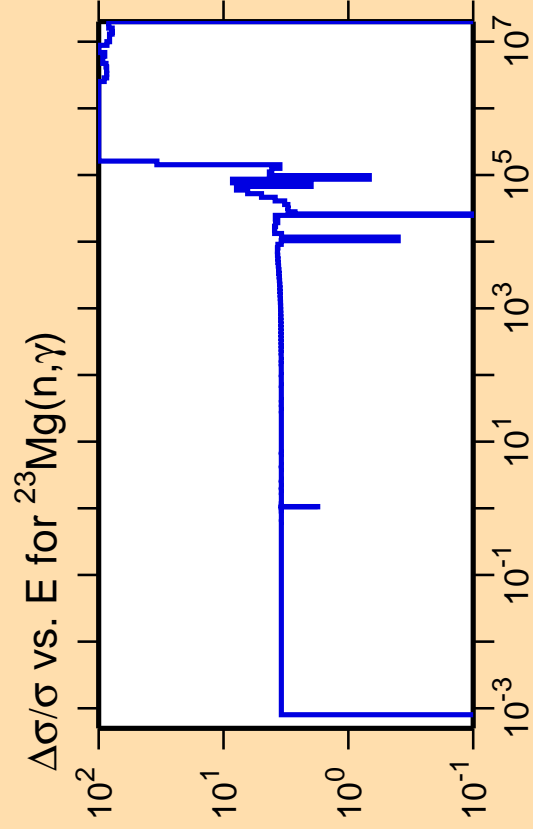
Warning: some uncertainty  
data were suppressed.

$\Delta\sigma/\sigma$  vs. E for  $^{23}\text{Mg}(n,\text{tot.})$



Correlation Matrix




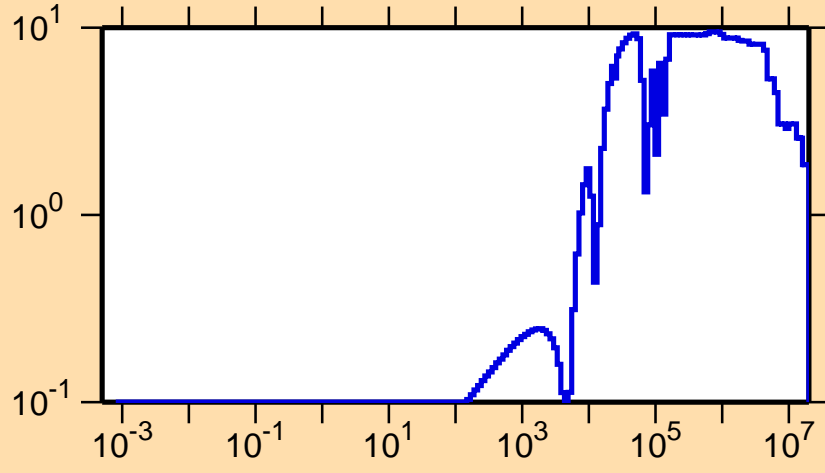


Ordinate scale is %  
relative standard deviation.

Abscissa scales are energy (eV).

Warning: some uncertainty  
data were suppressed.

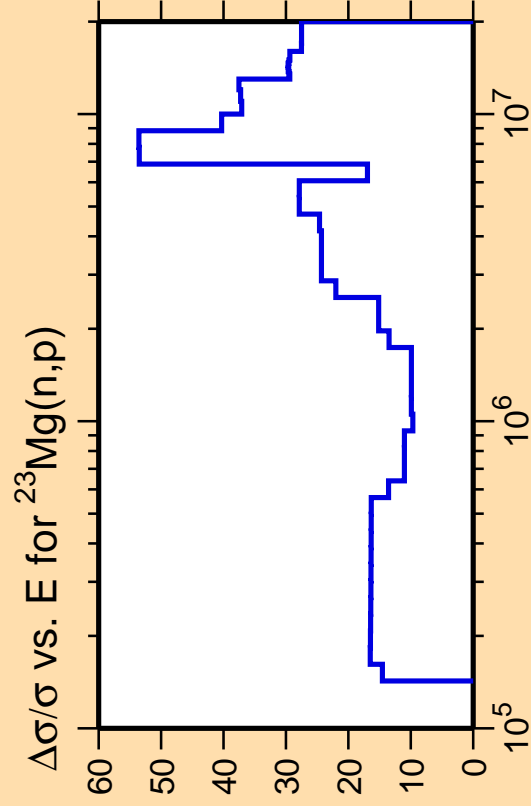
$\Delta\sigma/\sigma$  vs. E for  $^{23}\text{Mg}(n,\text{tot.})$



Correlation Matrix




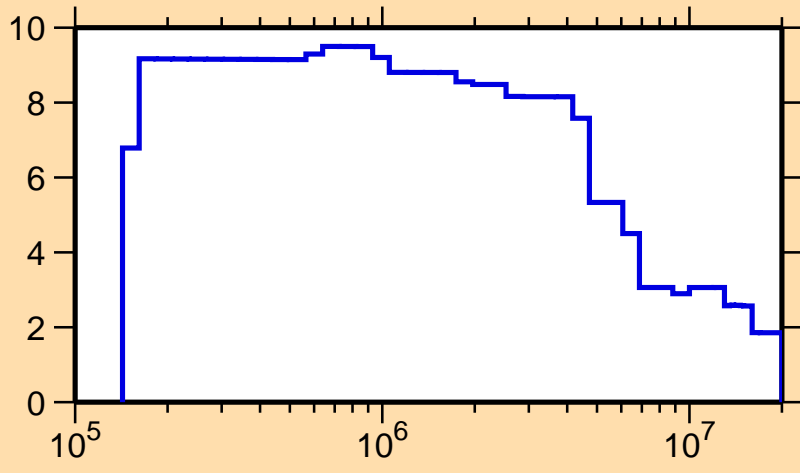




Ordinate scale is %  
relative standard deviation.

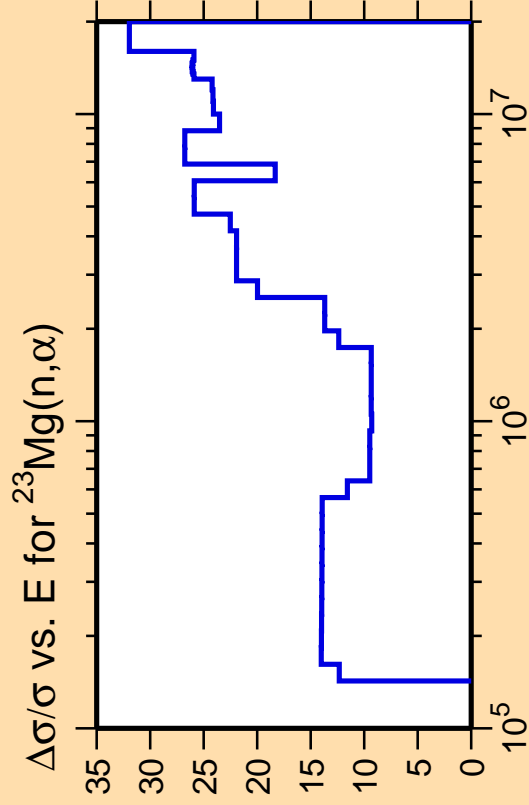
Abscissa scales are energy (eV).

$\Delta\sigma/\sigma$  vs. E for  $^{23}\text{Mg}(n,\text{tot.})$



Correlation Matrix


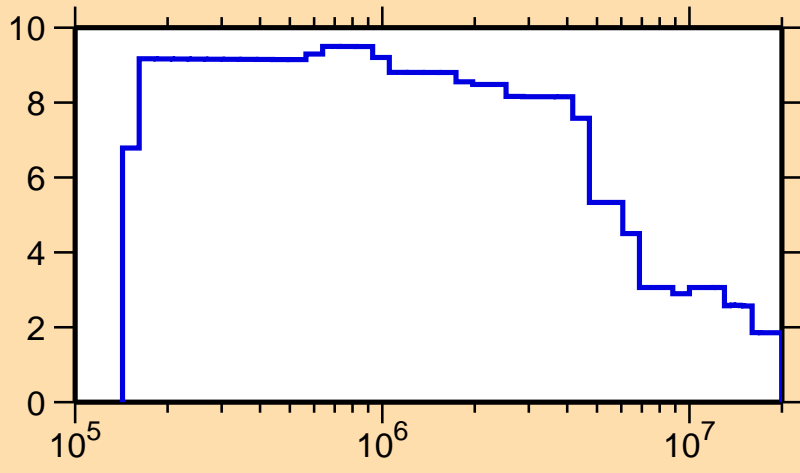




Ordinate scale is %  
relative standard deviation.

Abscissa scales are energy (eV).

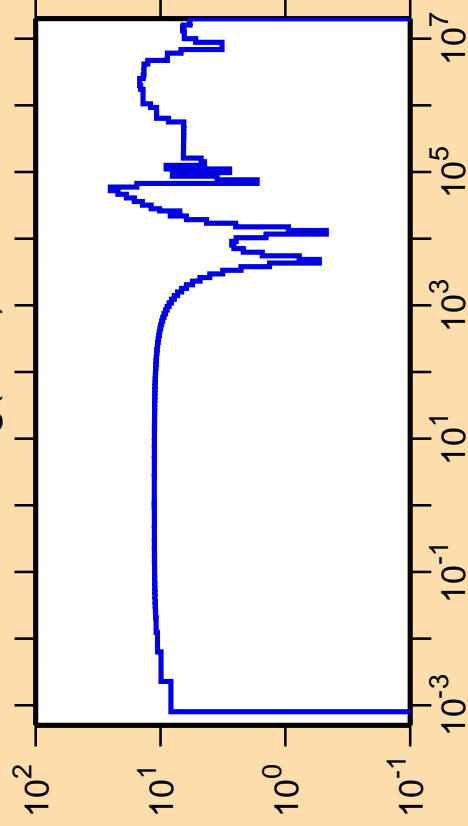
$\Delta\sigma/\sigma$  vs. E for  $^{23}\text{Mg}(n,\text{tot.})$



Correlation Matrix



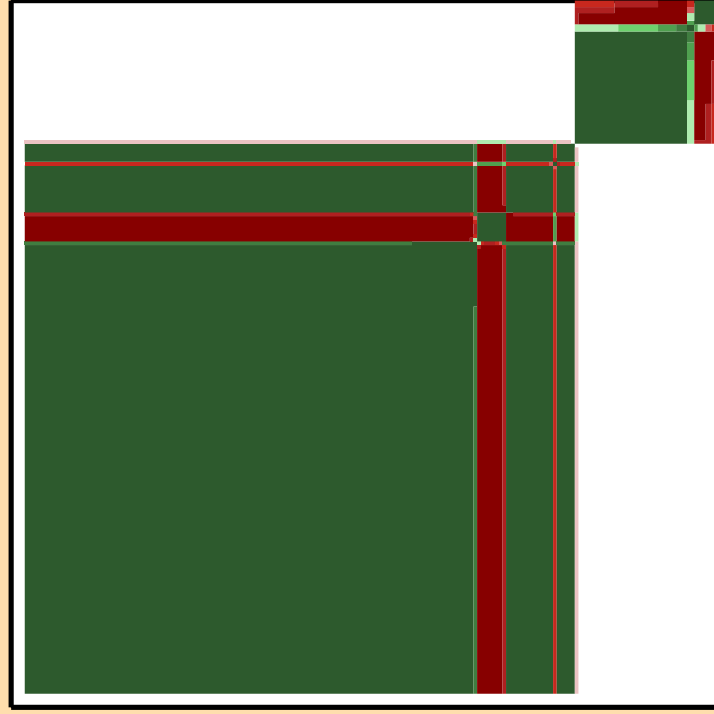
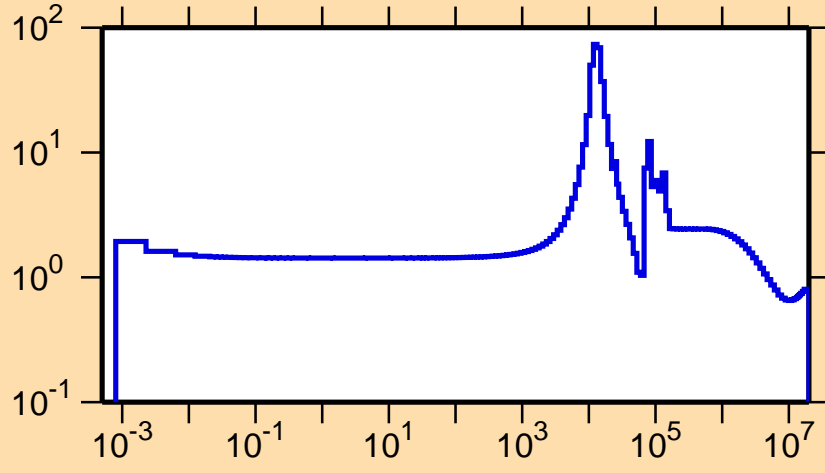
$\Delta\sigma/\sigma$  vs. E for  $^{23}\text{Mg}(n,\text{el.})$



Ordinate scales are % relative standard deviation and barns.

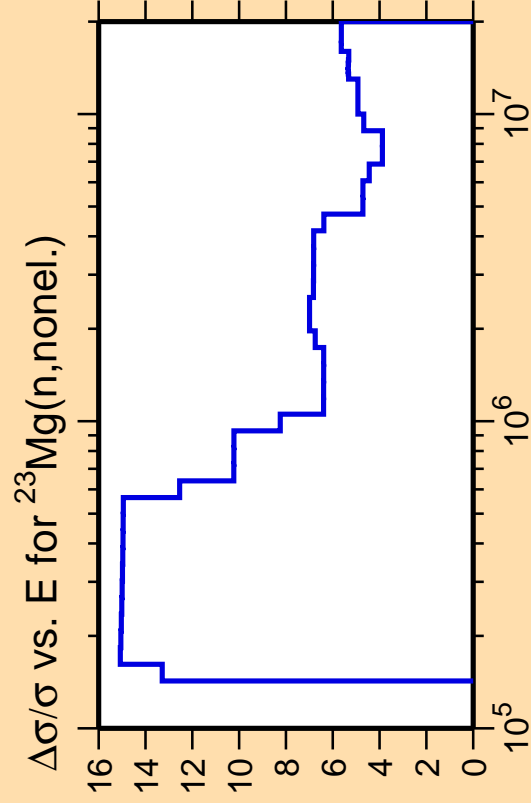
Abscissa scales are energy (eV).

$\sigma$  vs. E for  $^{23}\text{Mg}(n,\text{el.})$



Correlation Matrix

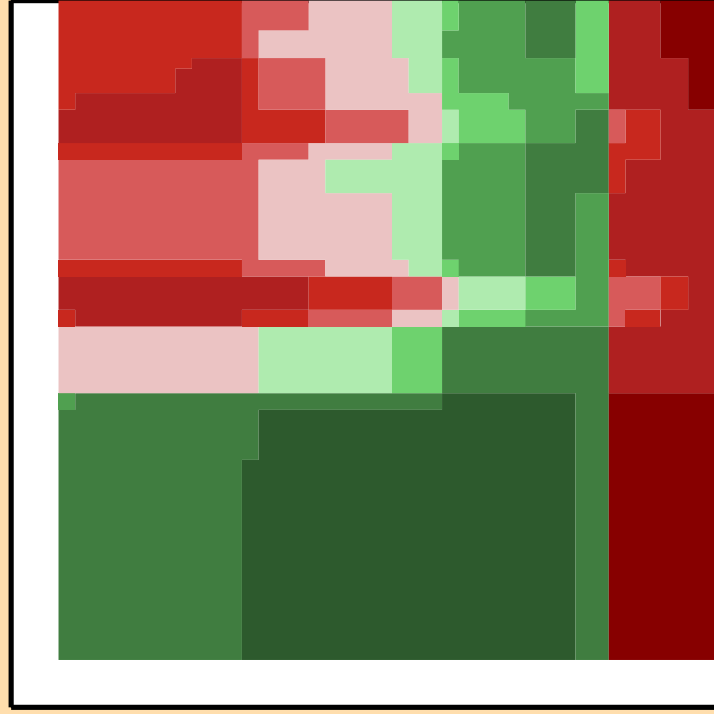
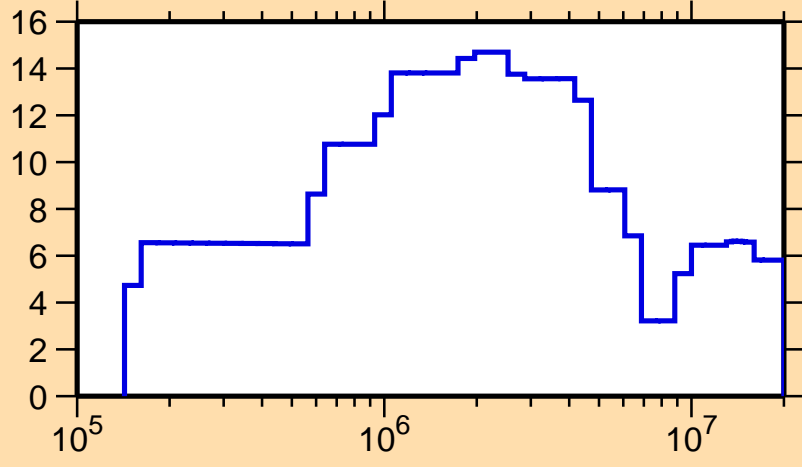




Ordinate scale is %  
relative standard deviation.

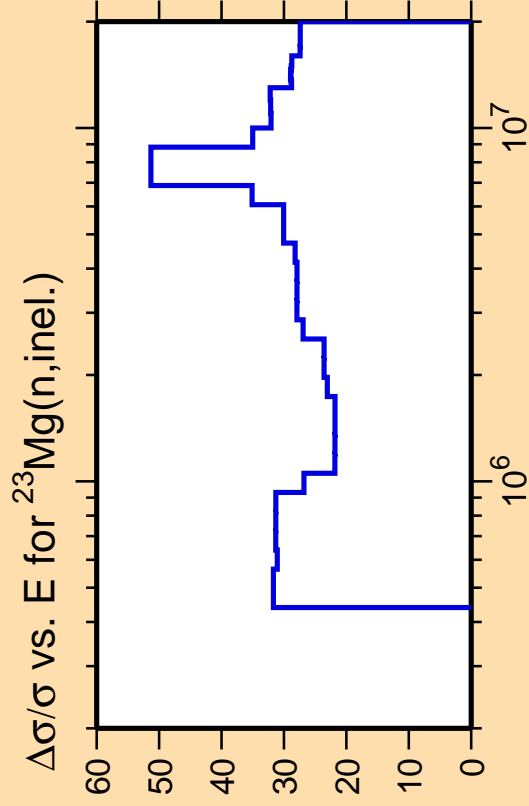
Abscissa scales are energy (eV).

$\Delta\sigma/\sigma$  vs. E for  $^{23}\text{Mg}(n,\text{el.})$



Correlation Matrix


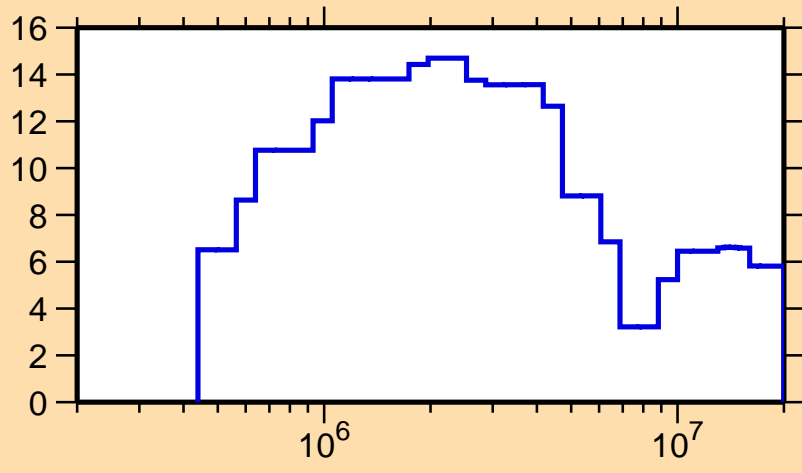




Ordinate scale is %  
relative standard deviation.

Abscissa scales are energy (eV).

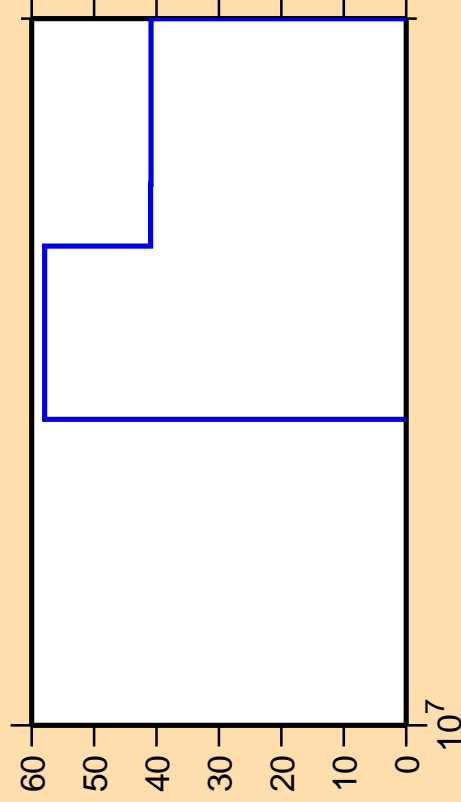
$\Delta\sigma/\sigma$  vs. E for  $^{23}\text{Mg}(n,\text{el.})$



Correlation Matrix




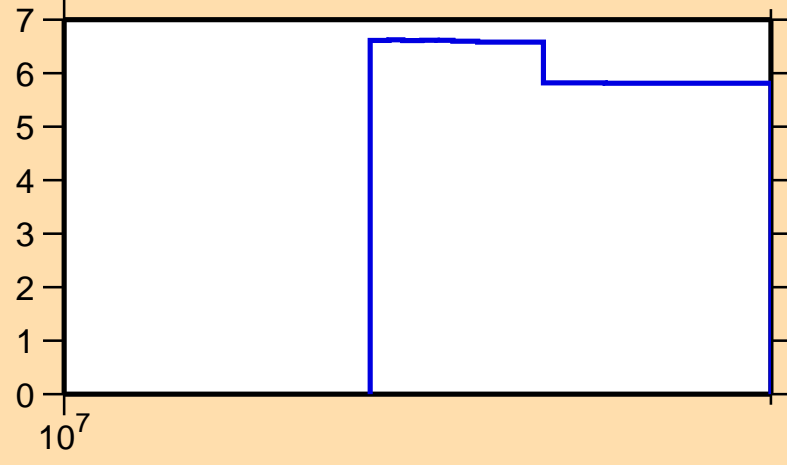
$\Delta\sigma/\sigma$  vs. E for  $^{23}\text{Mg}(n,2n)$



Ordinate scale is %  
relative standard deviation.

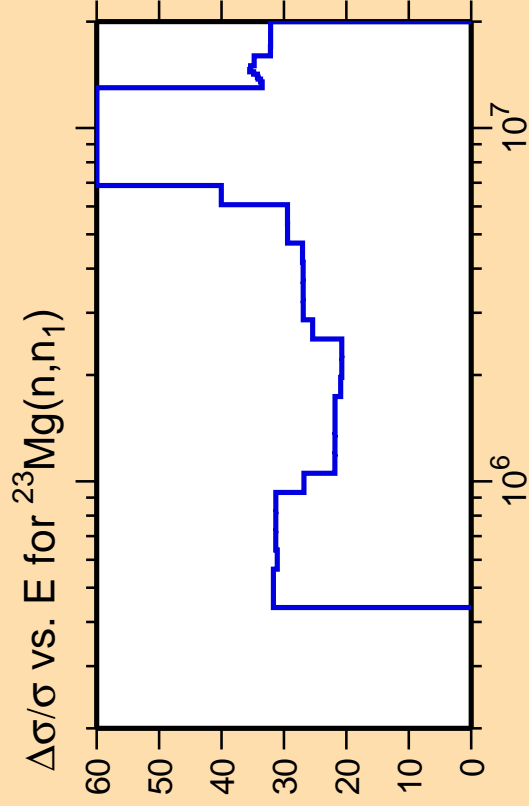
Abscissa scales are energy (eV).

$\Delta\sigma/\sigma$  vs. E for  $^{23}\text{Mg}(n,\text{el.})$



Correlation Matrix




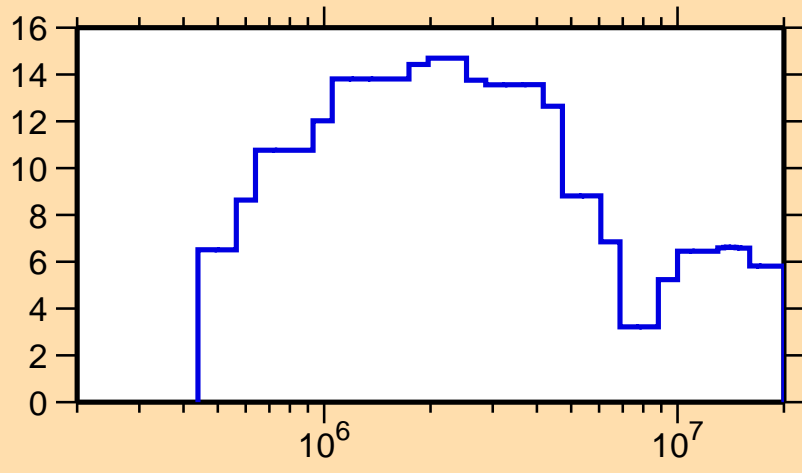


Ordinate scale is %  
relative standard deviation.

Abscissa scales are energy (eV).

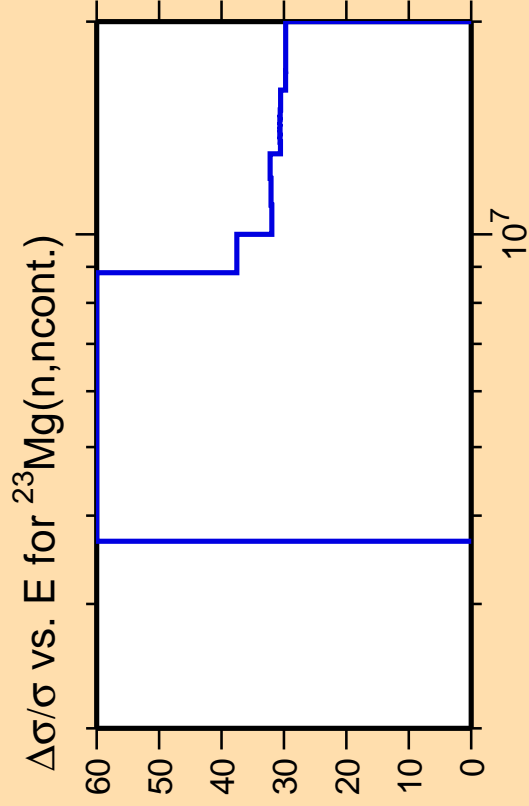
Warning: some uncertainty  
data were suppressed.

$\Delta\sigma/\sigma$  vs. E for  $^{23}\text{Mg}(n,\text{el.})$



Correlation Matrix

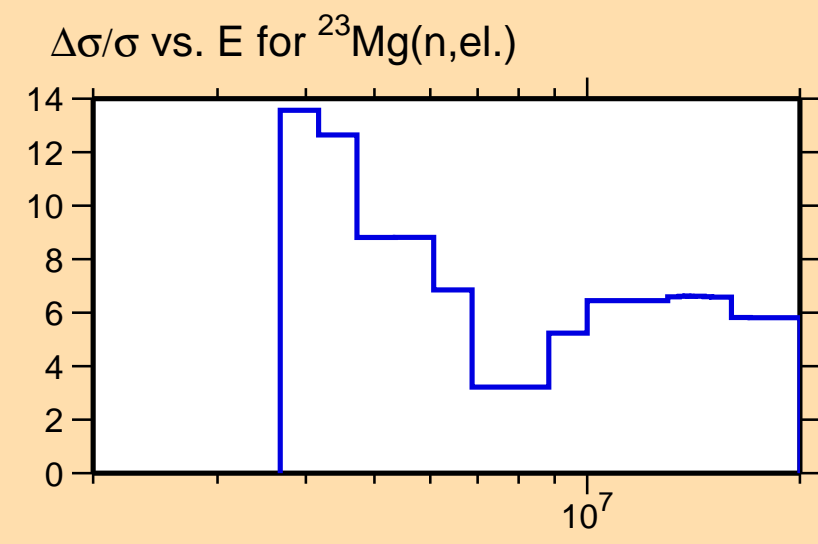




Ordinate scale is %  
relative standard deviation.

Abscissa scales are energy (eV).

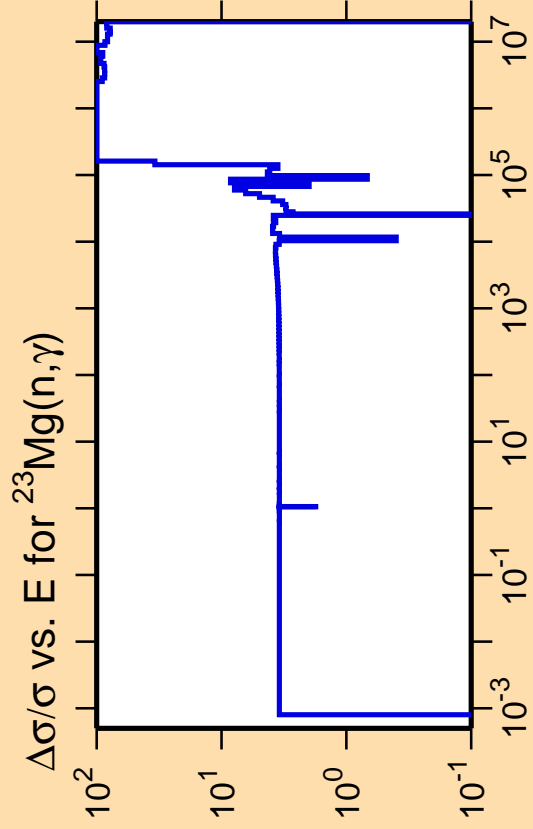
Warning: some uncertainty  
data were suppressed.



Correlation Matrix





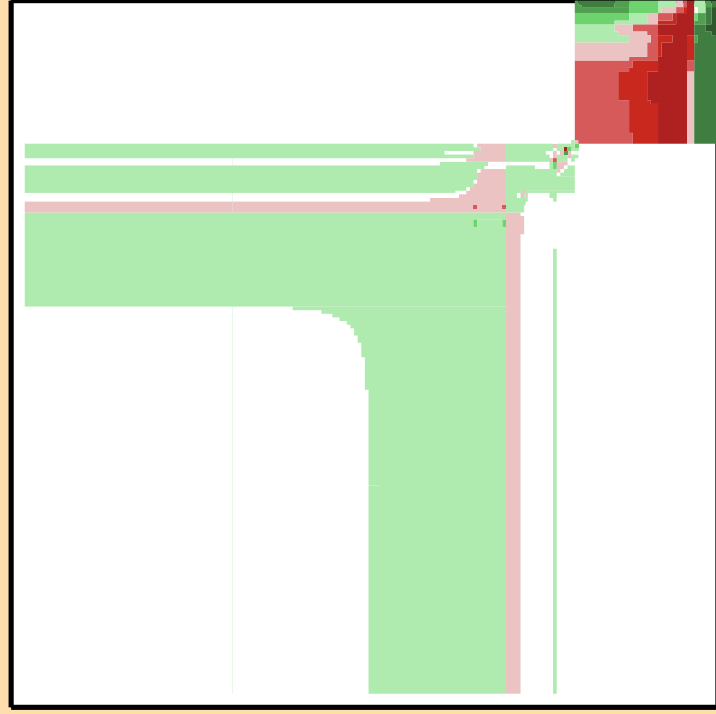
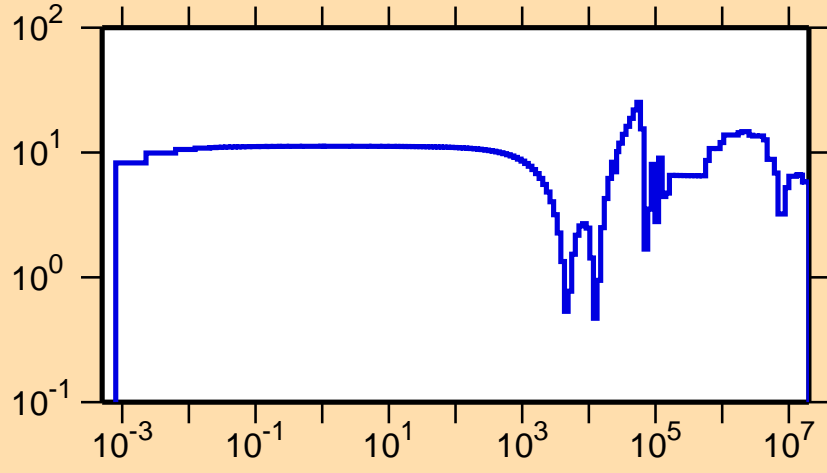


Ordinate scale is %  
relative standard deviation.

Abscissa scales are energy (eV).

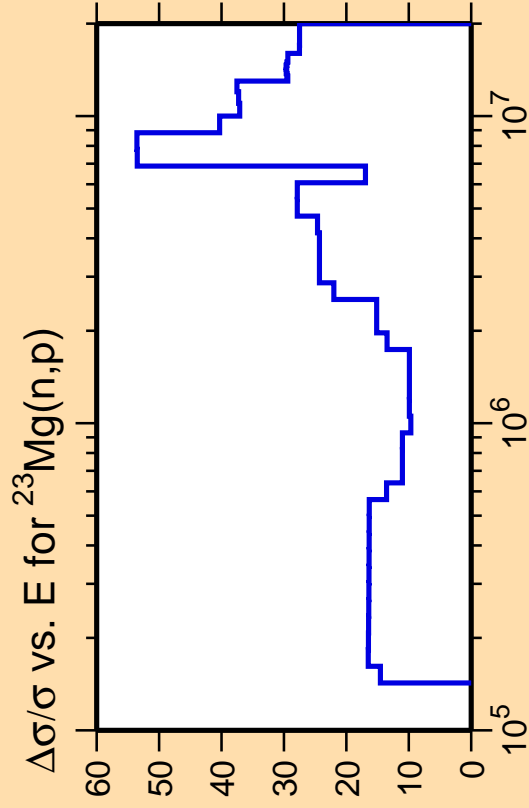
Warning: some uncertainty  
data were suppressed.

$\Delta\sigma/\sigma$  vs. E for  $^{23}\text{Mg}(n,\text{el.})$



Correlation Matrix

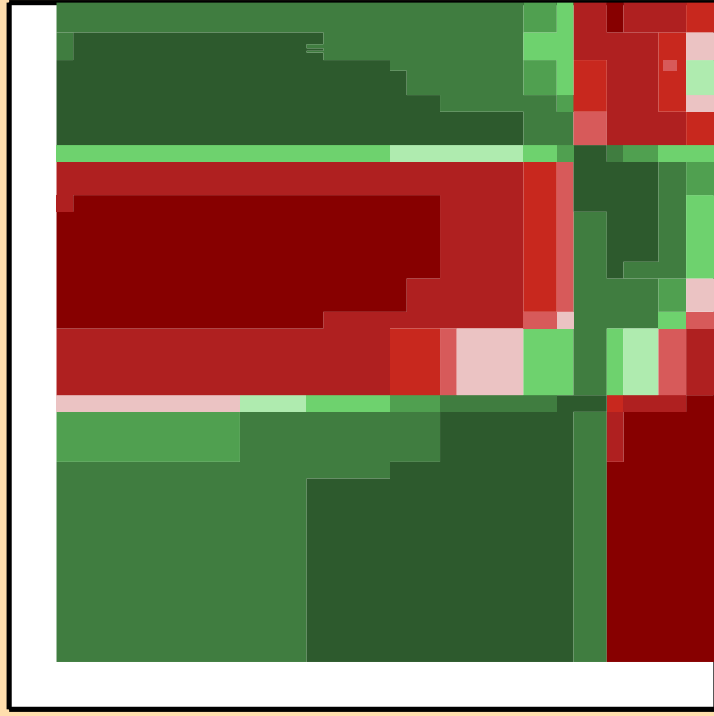
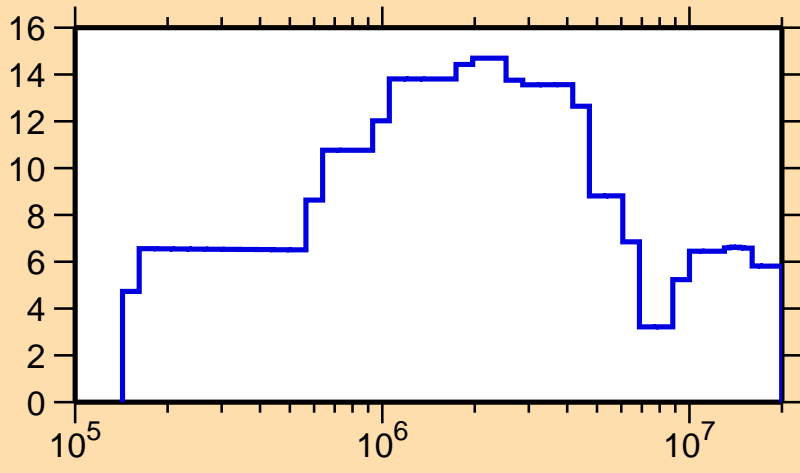




Ordinate scale is %  
relative standard deviation.

Abscissa scales are energy (eV).

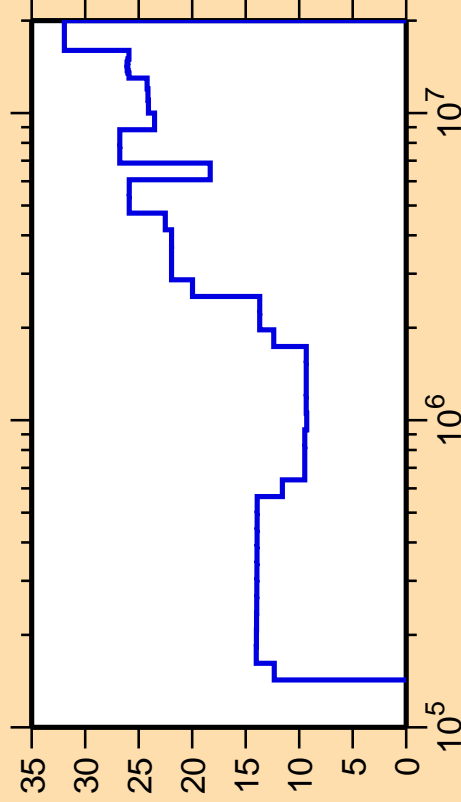
$\Delta\sigma/\sigma$  vs. E for  $^{23}\text{Mg}(n,el.)$



Correlation Matrix



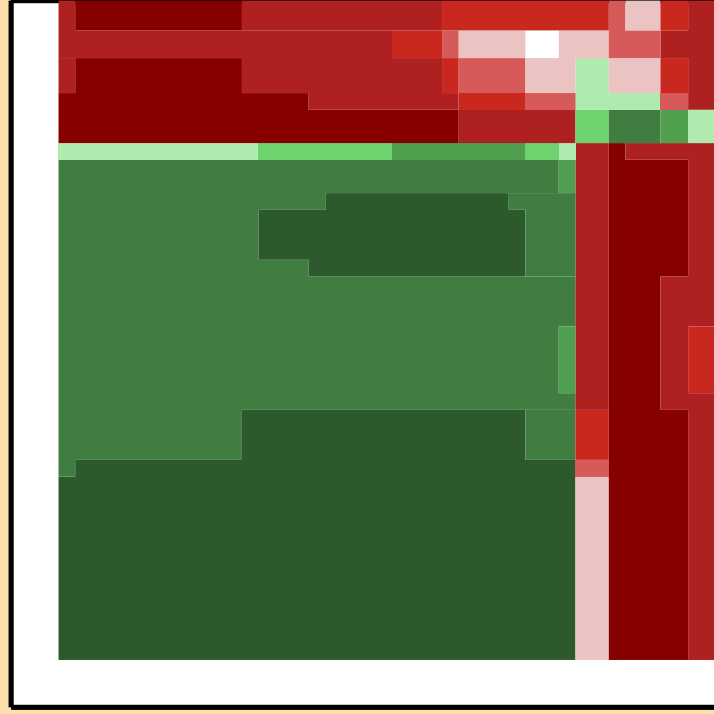
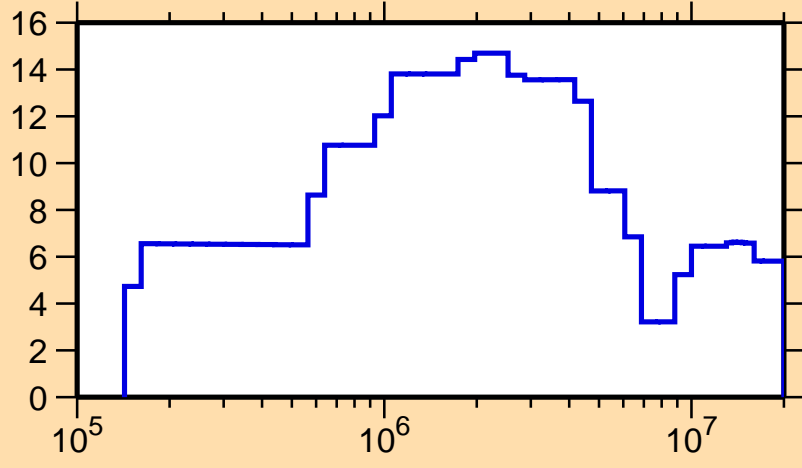
$\Delta\sigma/\sigma$  vs. E for  $^{23}\text{Mg}(n,\alpha)$



Ordinate scale is %  
relative standard deviation.

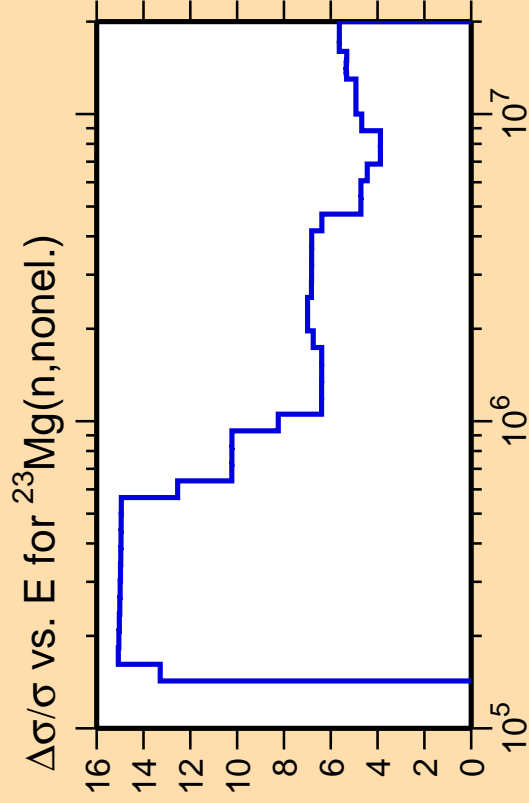
Abscissa scales are energy (eV).

$\Delta\sigma/\sigma$  vs. E for  $^{23}\text{Mg}(n,\text{el.})$



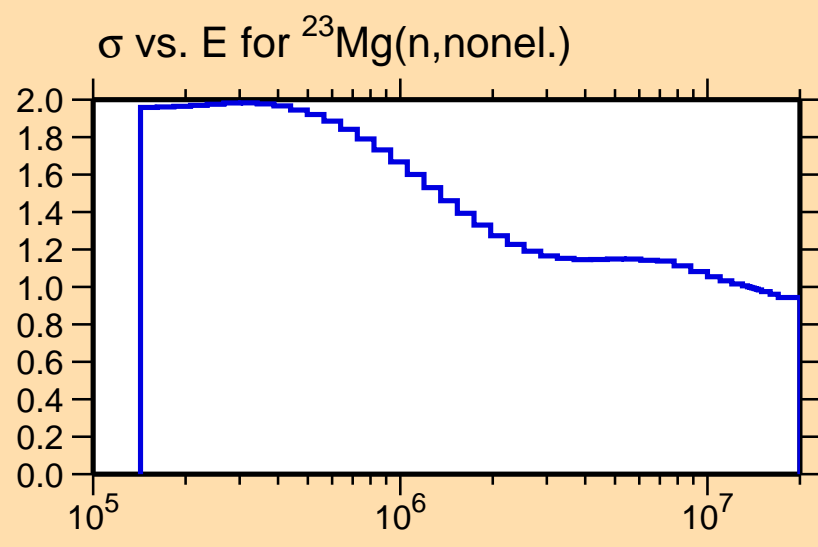
Correlation Matrix





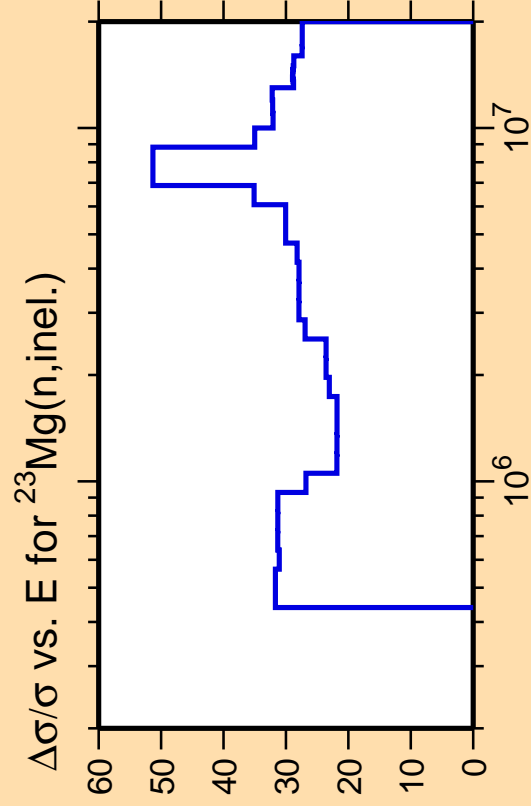
Ordinate scales are % relative standard deviation and barns.

Abscissa scales are energy (eV).



Correlation Matrix

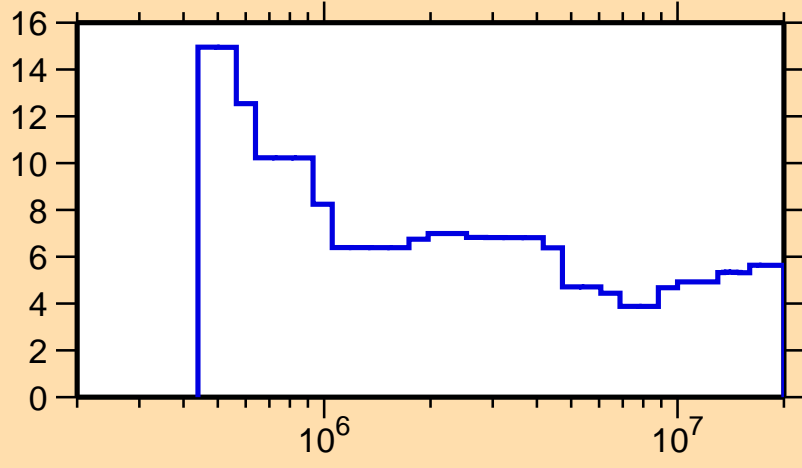




Ordinate scale is %  
relative standard deviation.

Abscissa scales are energy (eV).

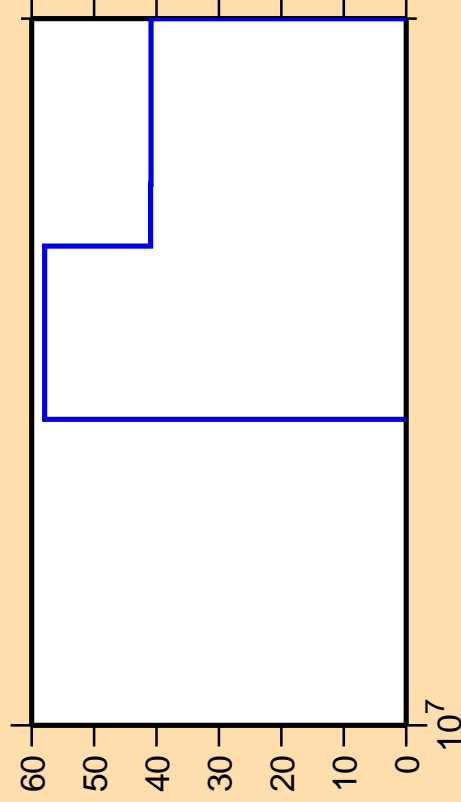
$\Delta\sigma/\sigma$  vs. E for  $^{23}\text{Mg}(n,\text{nonel.})$



Correlation Matrix




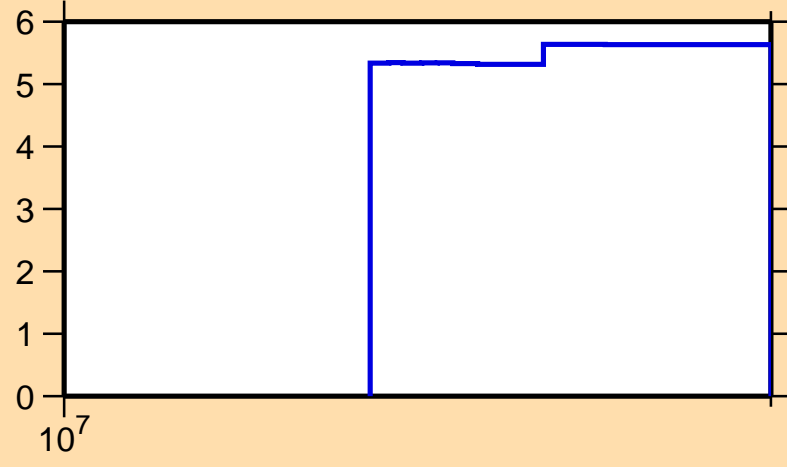
$\Delta\sigma/\sigma$  vs. E for  $^{23}\text{Mg}(n,2n)$



Ordinate scale is %  
relative standard deviation.

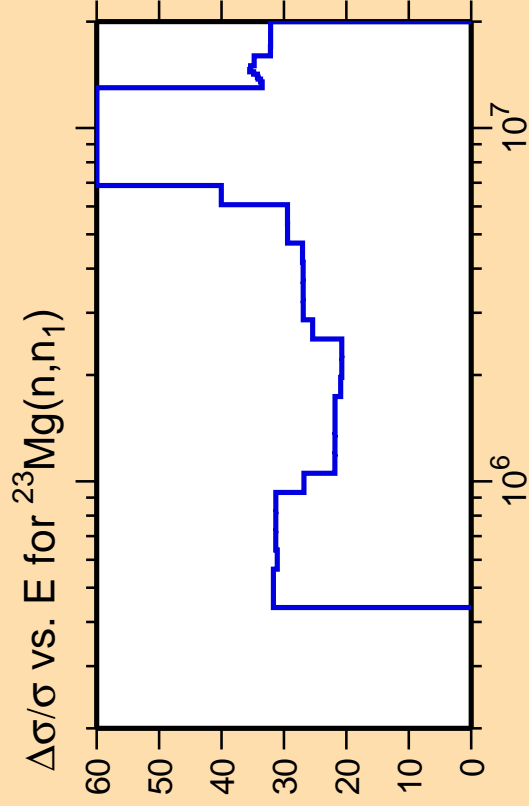
Abscissa scales are energy (eV).

$\Delta\sigma/\sigma$  vs. E for  $^{23}\text{Mg}(n,\text{nonel.})$



Correlation Matrix



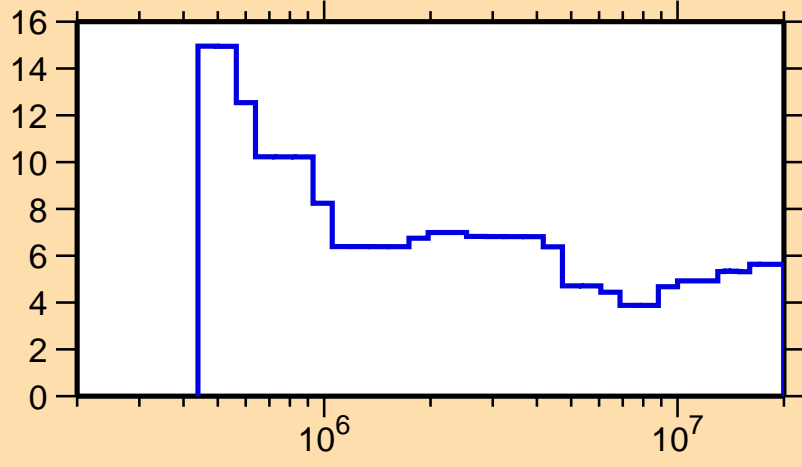


Ordinate scale is %  
relative standard deviation.

Abscissa scales are energy (eV).

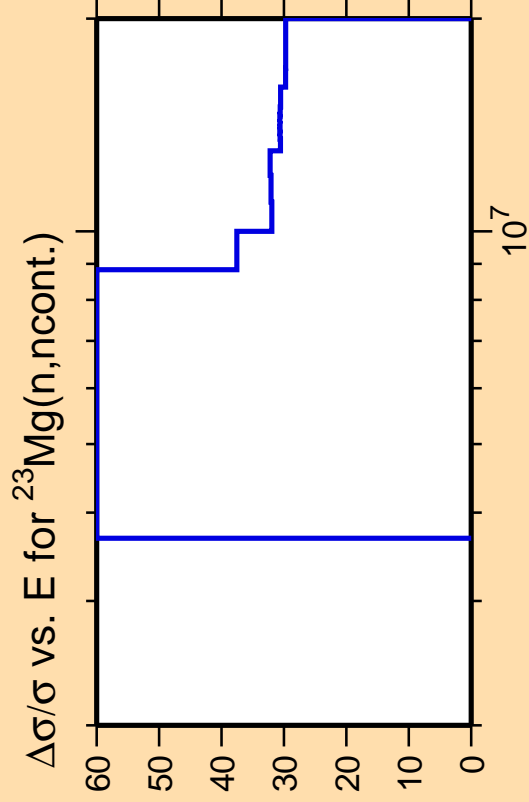
Warning: some uncertainty  
data were suppressed.

$\Delta\sigma/\sigma$  vs. E for  $^{23}\text{Mg}(n,\text{nonel.})$



Correlation Matrix




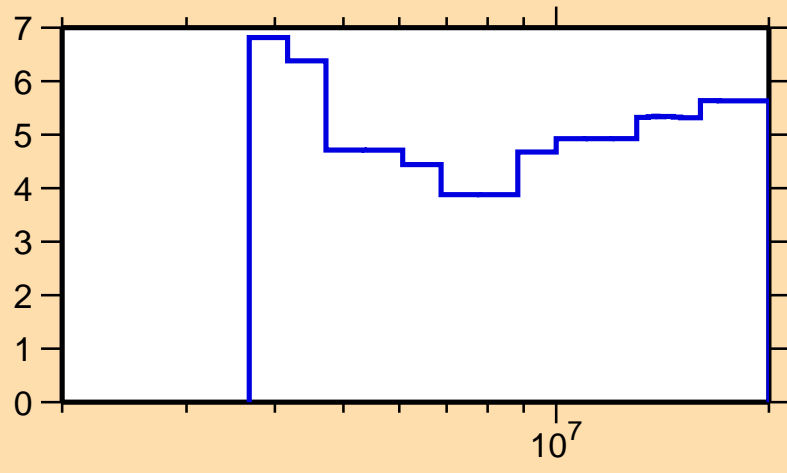


Ordinate scale is %  
relative standard deviation.

Abscissa scales are energy (eV).

Warning: some uncertainty  
data were suppressed.

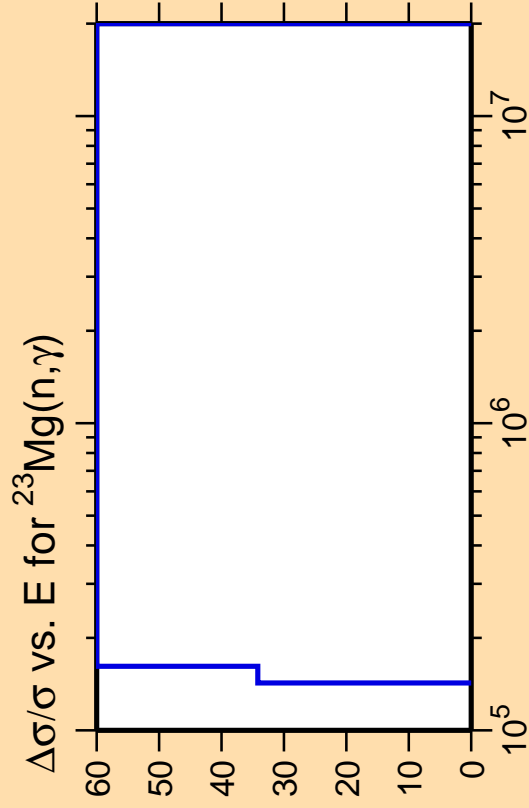
$\Delta\sigma/\sigma$  vs. E for  $^{23}\text{Mg}(n,\text{nonel.})$



Correlation Matrix





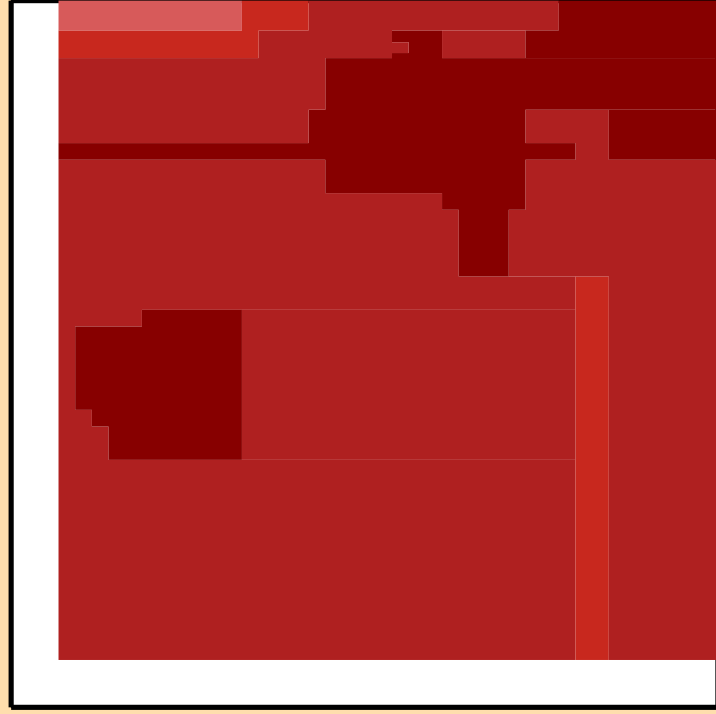
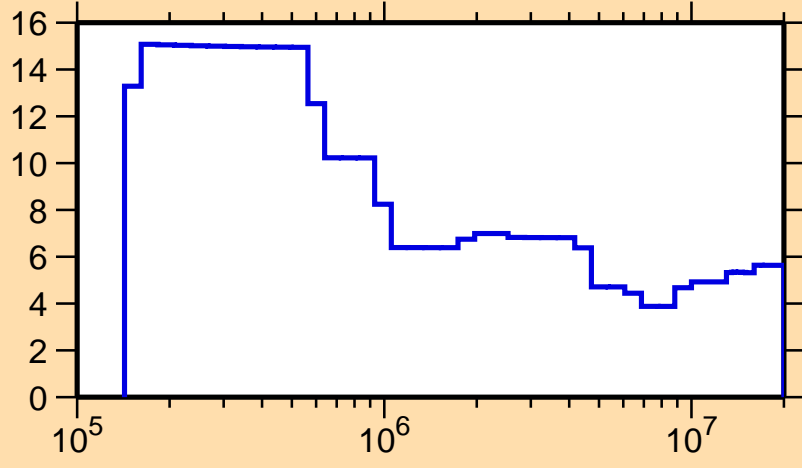


Ordinate scale is %  
relative standard deviation.

Abscissa scales are energy (eV).

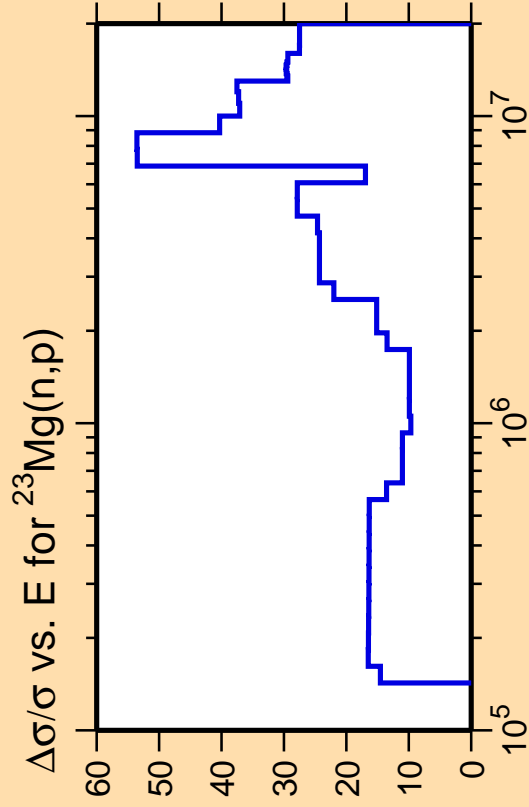
Warning: some uncertainty  
data were suppressed.

$\Delta\sigma/\sigma$  vs. E for  $^{23}\text{Mg}(n,\text{nonel.})$



Correlation Matrix


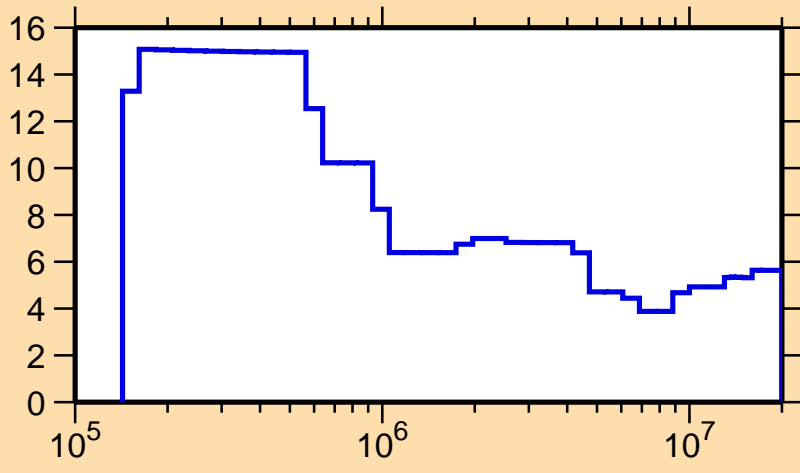




Ordinate scale is %  
relative standard deviation.

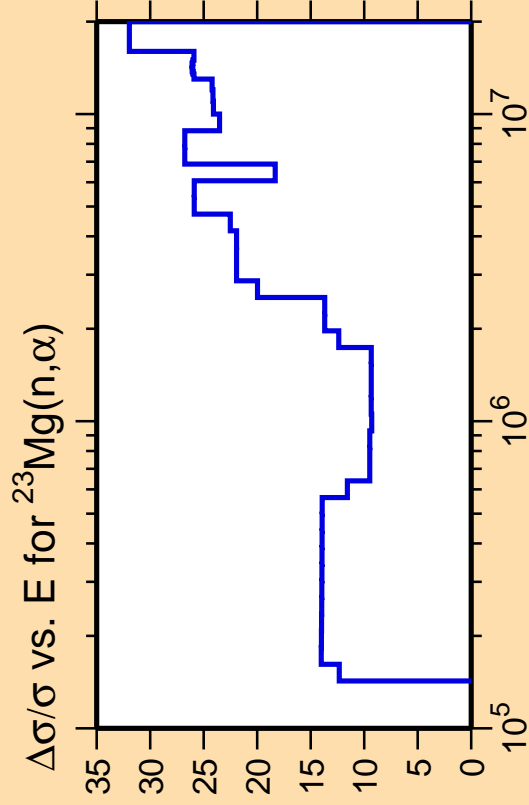
Abscissa scales are energy (eV).

$\Delta\sigma/\sigma$  vs. E for  $^{23}\text{Mg}(n,\text{nonel.})$



Correlation Matrix


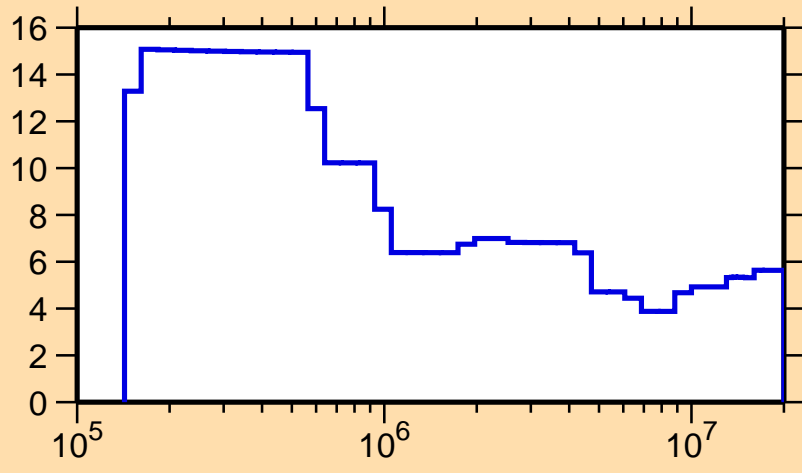




Ordinate scale is %  
relative standard deviation.

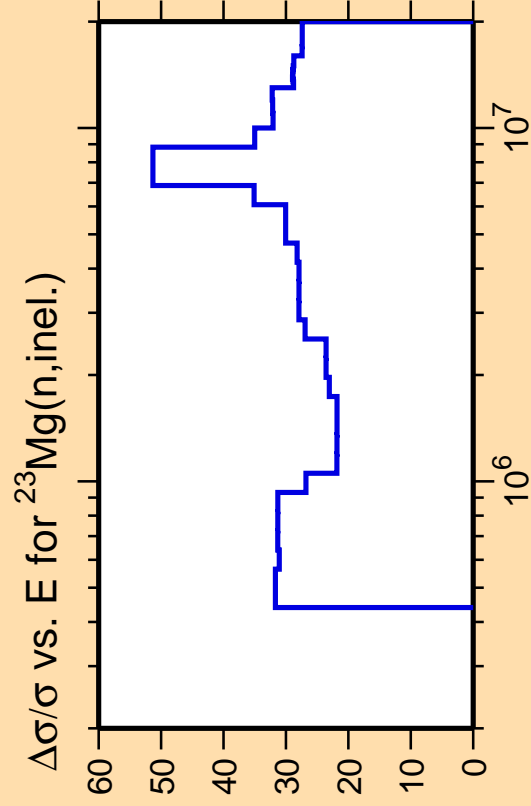
Abscissa scales are energy (eV).

$\Delta\sigma/\sigma$  vs. E for  $^{23}\text{Mg}(n,\text{nonel.})$




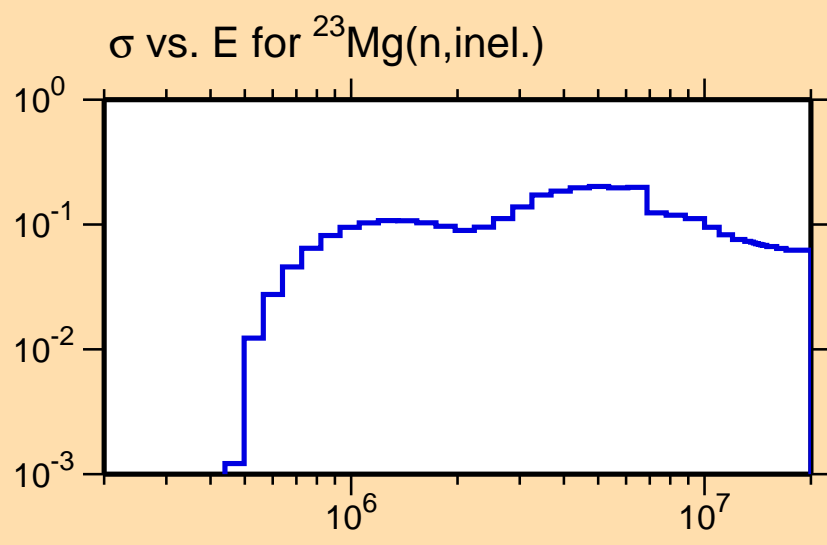
Correlation Matrix





Ordinate scales are % relative standard deviation and barns.

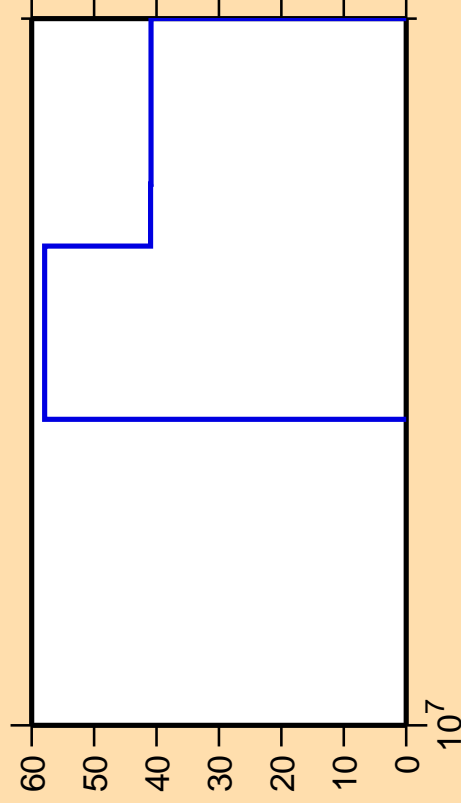
Abscissa scales are energy (eV).



Correlation Matrix




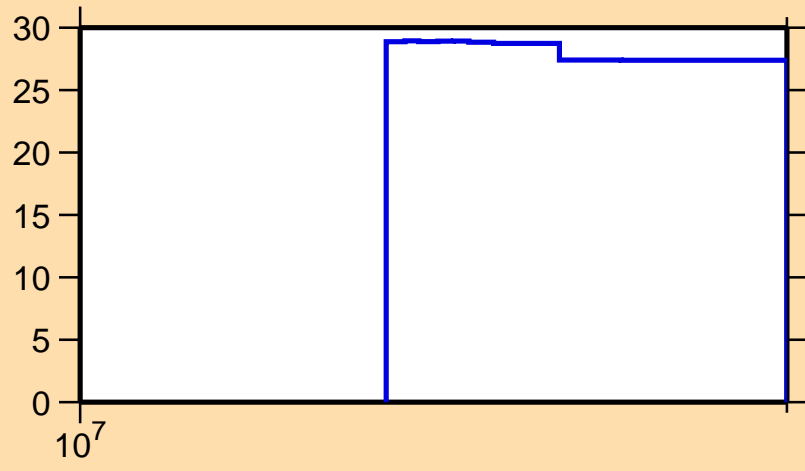
$\Delta\sigma/\sigma$  vs. E for  $^{23}\text{Mg}(n,2n)$



Ordinate scale is %  
relative standard deviation.

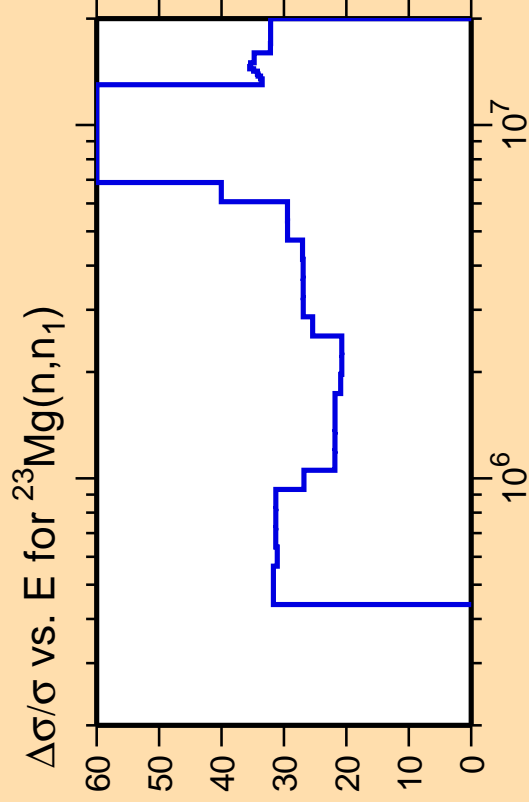
Abscissa scales are energy (eV).

$\Delta\sigma/\sigma$  vs. E for  $^{23}\text{Mg}(n,\text{inel.})$



Correlation Matrix


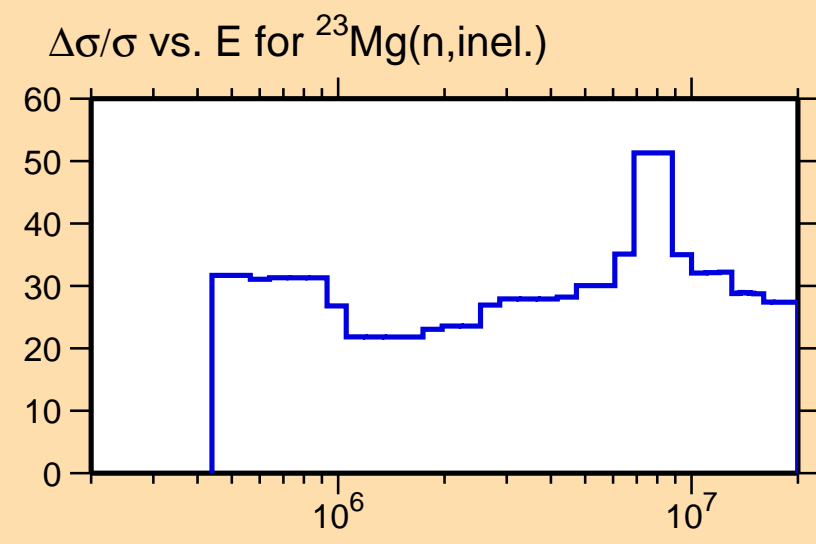


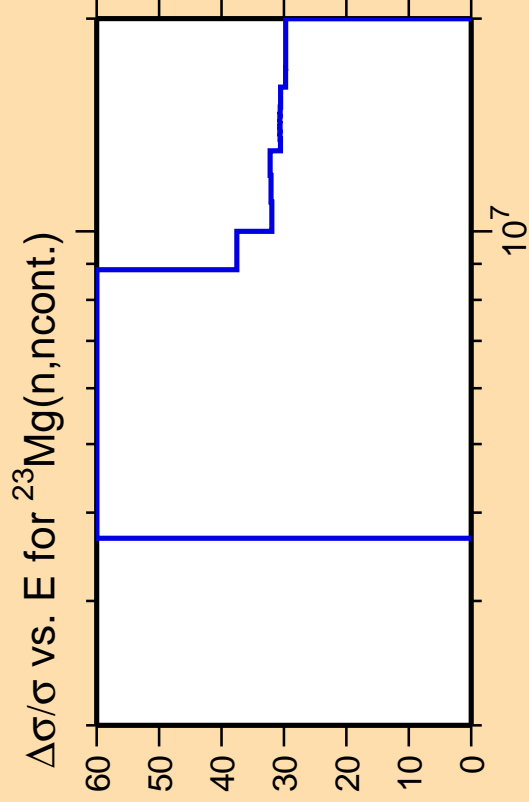


Ordinate scale is %  
relative standard deviation.

Abscissa scales are energy (eV).

Warning: some uncertainty  
data were suppressed.

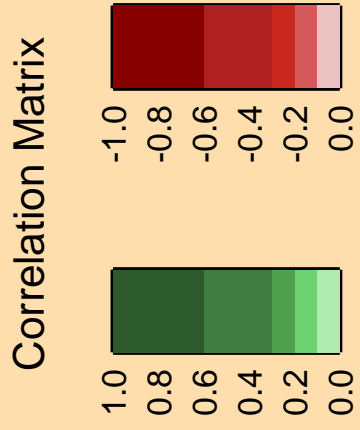

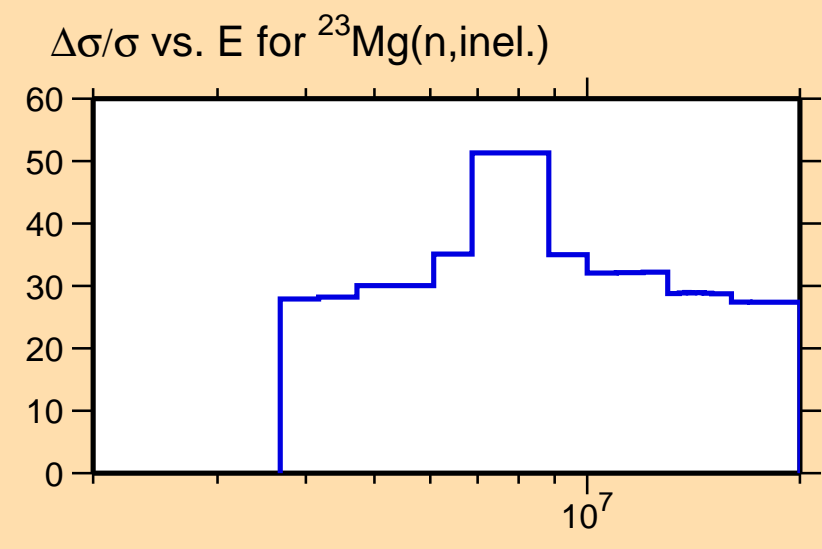


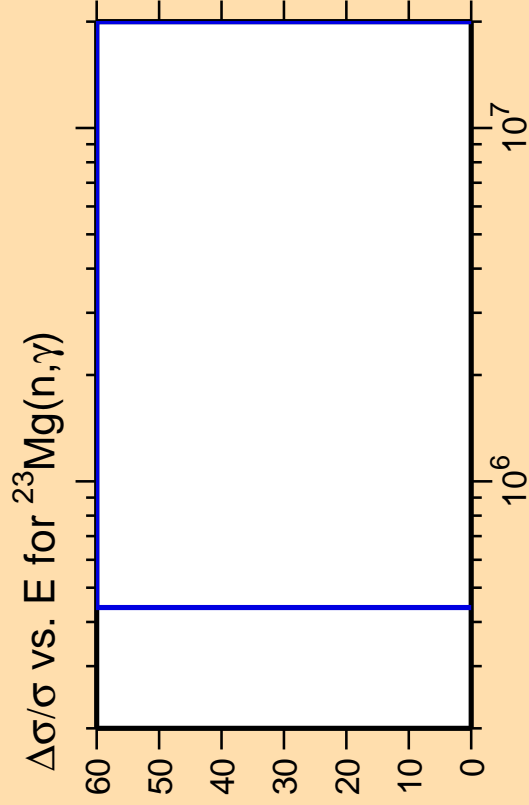


Ordinate scale is %  
relative standard deviation.

Abscissa scales are energy (eV).

Warning: some uncertainty  
data were suppressed.



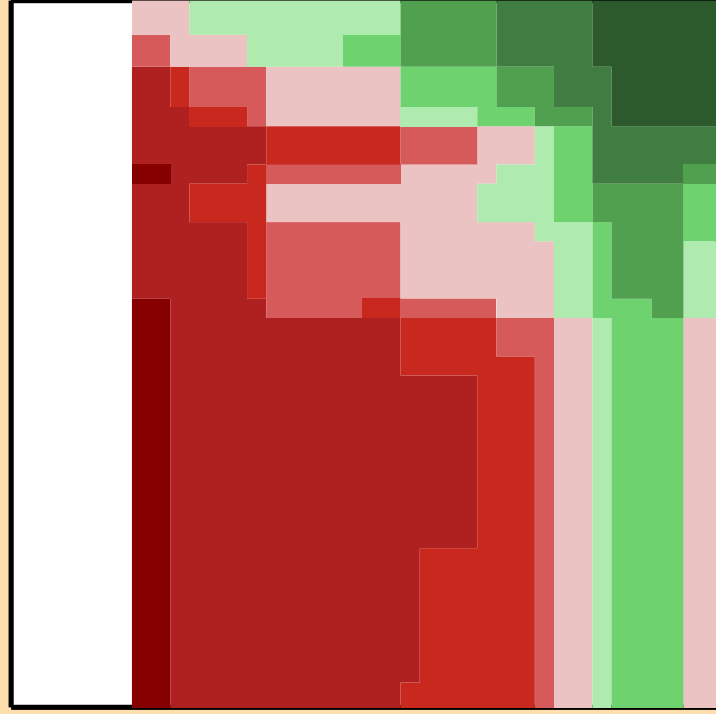
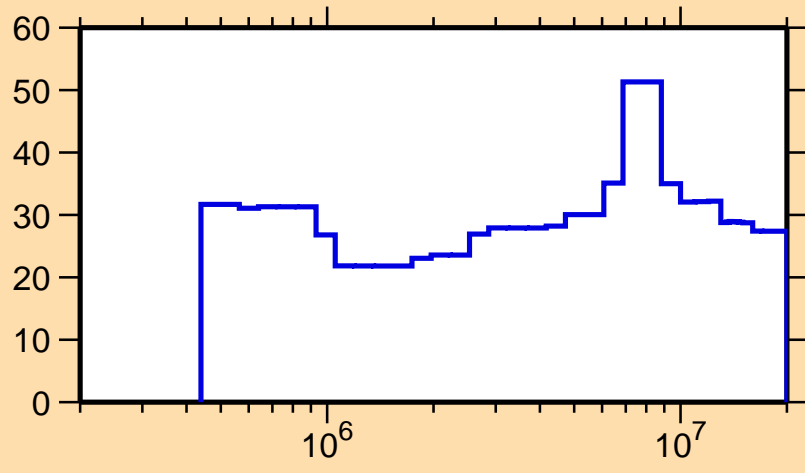


Ordinate scale is %  
relative standard deviation.

Abscissa scales are energy (eV).

Warning: some uncertainty  
data were suppressed.

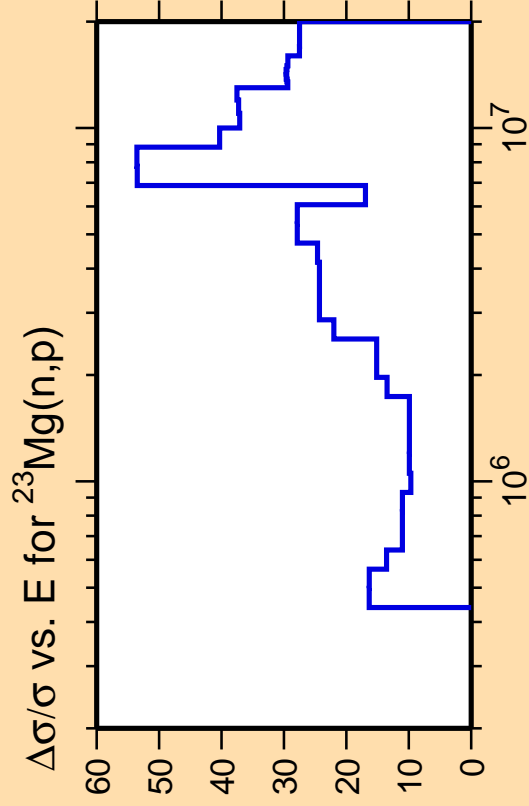
$\Delta\sigma/\sigma$  vs. E for  $^{23}\text{Mg}(n,\text{inel.})$



Correlation Matrix




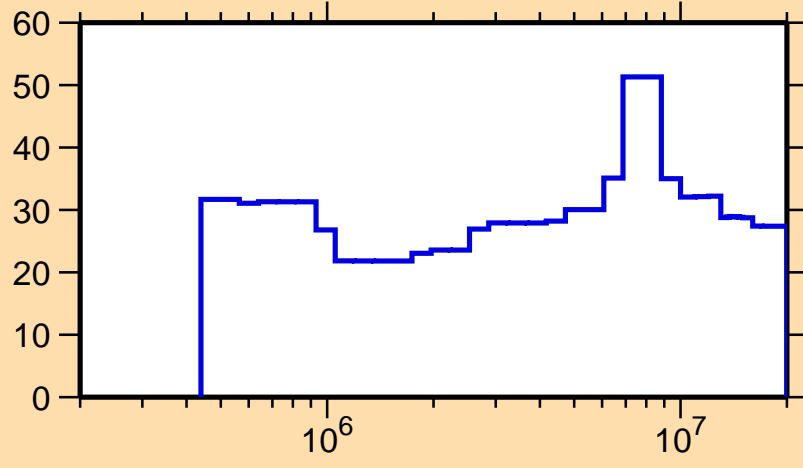




Ordinate scale is %  
relative standard deviation.

Abscissa scales are energy (eV).

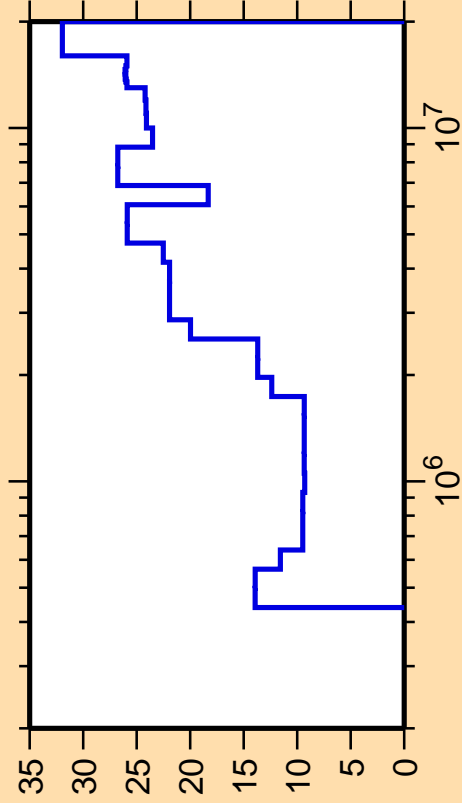
$\Delta\sigma/\sigma$  vs. E for  $^{23}\text{Mg}(n,\text{inel.})$



Correlation Matrix



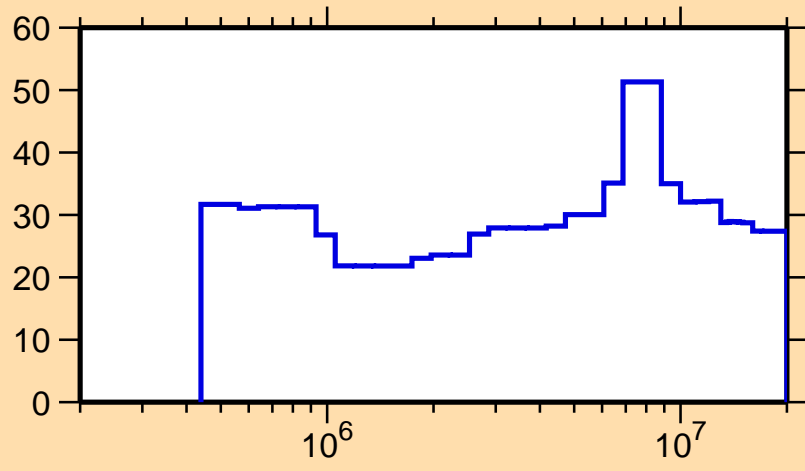
$\Delta\sigma/\sigma$  vs. E for  $^{23}\text{Mg}(n,\alpha)$



Ordinate scale is %  
relative standard deviation.

Abscissa scales are energy (eV).

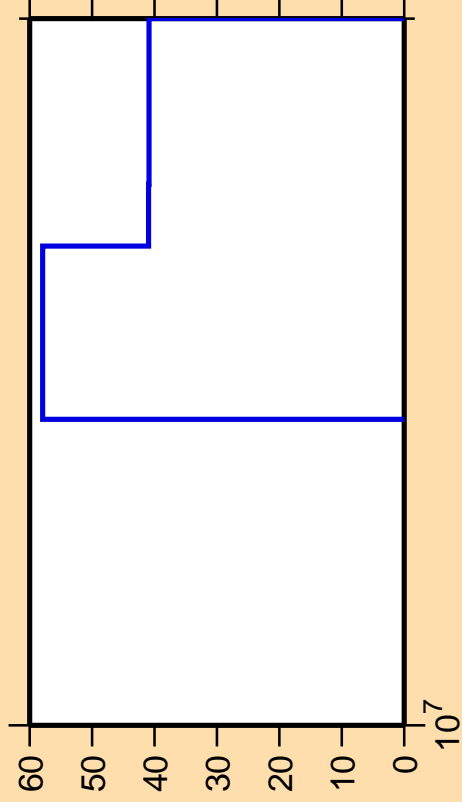
$\Delta\sigma/\sigma$  vs. E for  $^{23}\text{Mg}(n,\text{inel.})$



Correlation Matrix




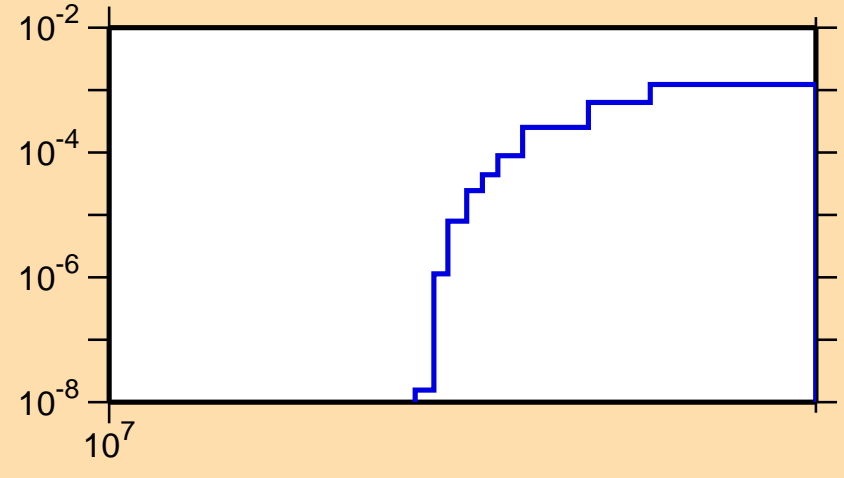
$\Delta\sigma/\sigma$  vs. E for  $^{23}\text{Mg}(n,2n)$



Ordinate scales are % relative standard deviation and barns.

Abscissa scales are energy (eV).

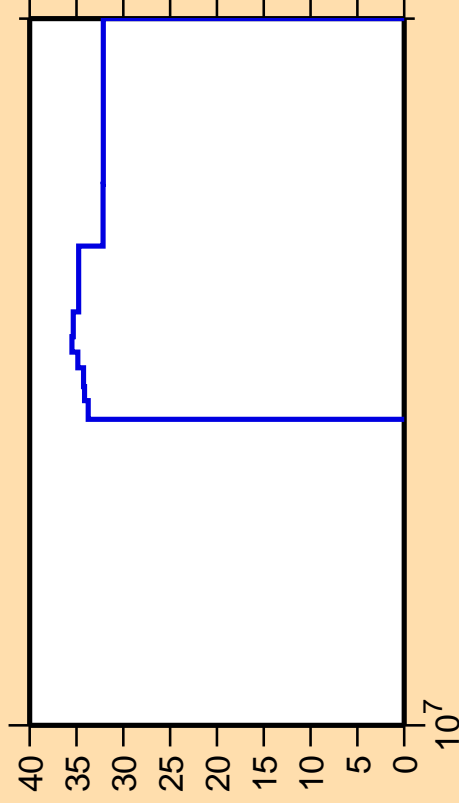
$\sigma$  vs. E for  $^{23}\text{Mg}(n,2n)$



Correlation Matrix




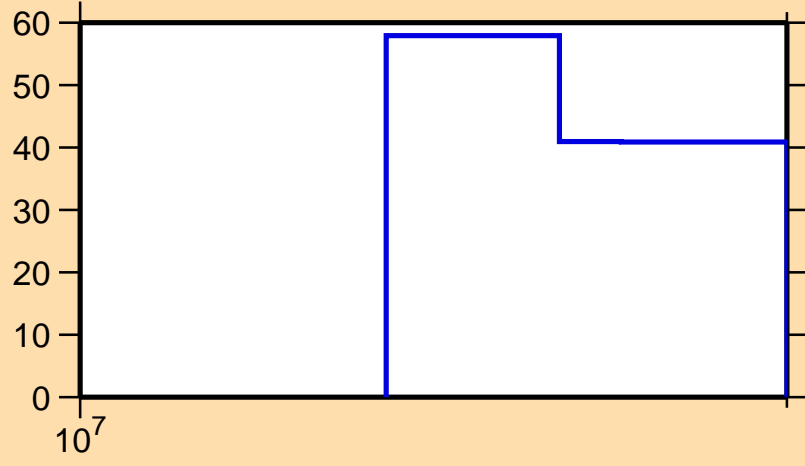
$\Delta\sigma/\sigma$  vs. E for  $^{23}\text{Mg}(n,n_1)$



Ordinate scale is %  
relative standard deviation.

Abscissa scales are energy (eV).

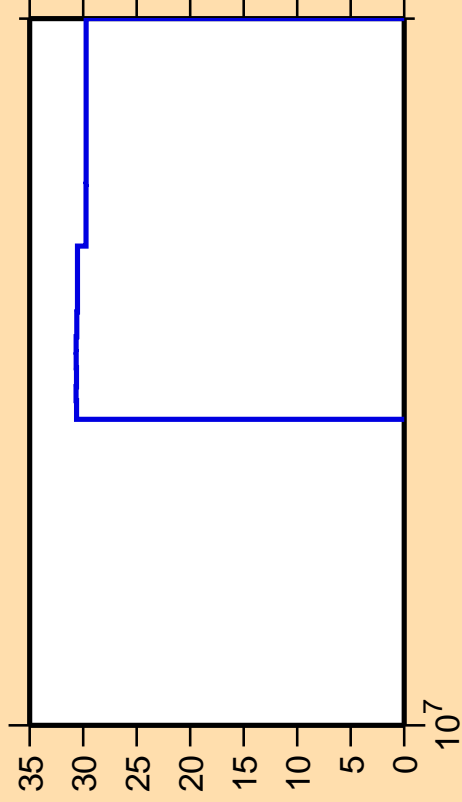
$\Delta\sigma/\sigma$  vs. E for  $^{23}\text{Mg}(n,2n)$



Correlation Matrix




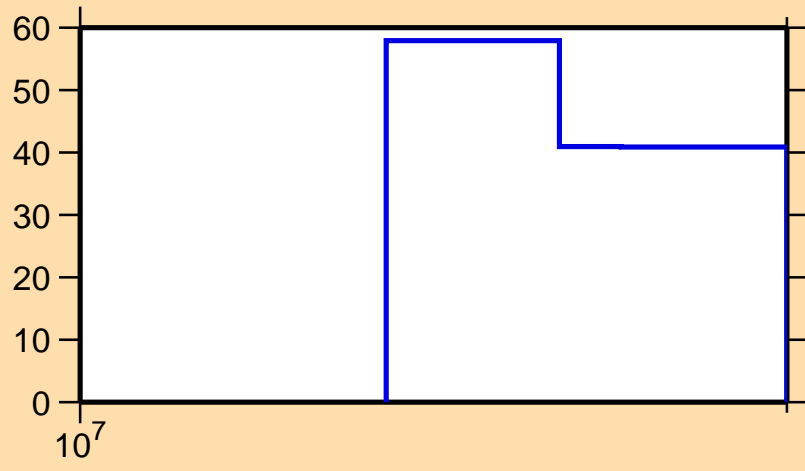
$\Delta\sigma/\sigma$  vs. E for  $^{23}\text{Mg}(n,n\text{cont.})$



Ordinate scale is %  
relative standard deviation.

Abscissa scales are energy (eV).

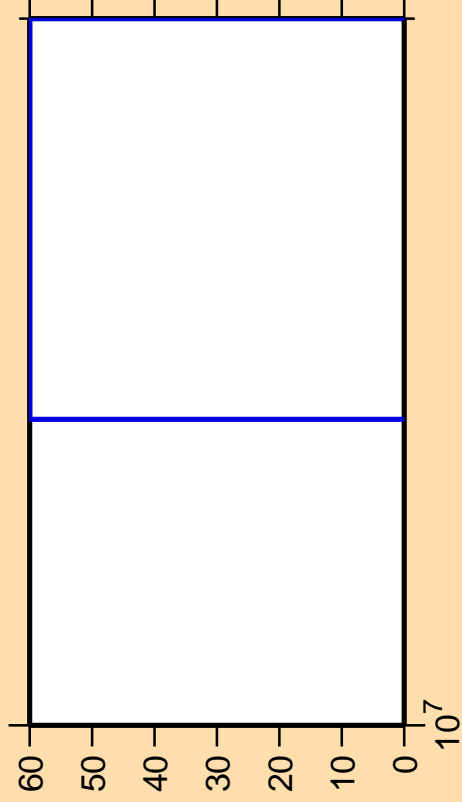
$\Delta\sigma/\sigma$  vs. E for  $^{23}\text{Mg}(n,2n)$



Correlation Matrix



$\Delta\sigma/\sigma$  vs. E for  $^{23}\text{Mg}(n,\gamma)$


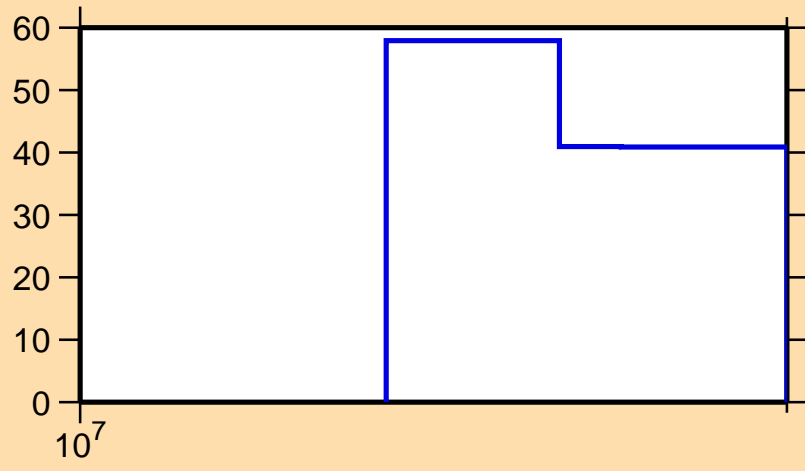


Ordinate scale is %  
relative standard deviation.

Abscissa scales are energy (eV).

Warning: some uncertainty  
data were suppressed.

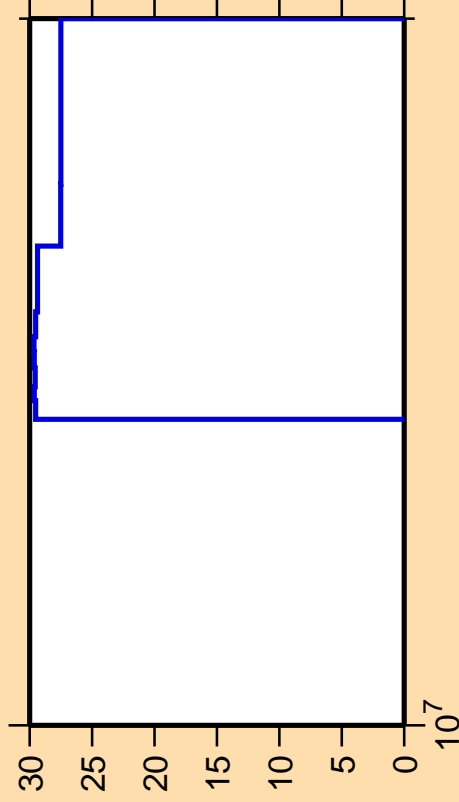
$\Delta\sigma/\sigma$  vs. E for  $^{23}\text{Mg}(n,2n)$




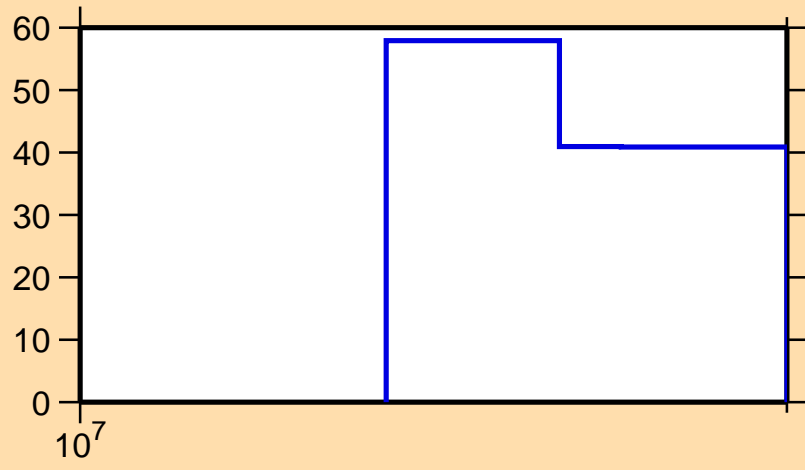
Correlation Matrix



$\Delta\sigma/\sigma$  vs. E for  $^{23}\text{Mg}(n,p)$



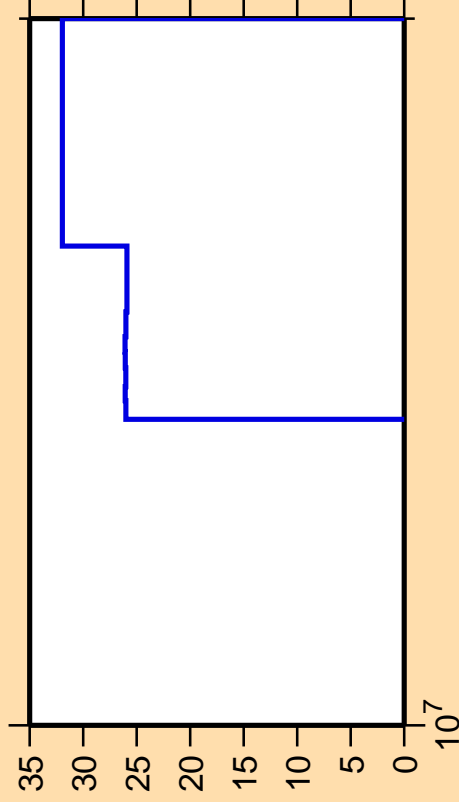
$\Delta\sigma/\sigma$  vs. E for  $^{23}\text{Mg}(n,2n)$



Correlation Matrix




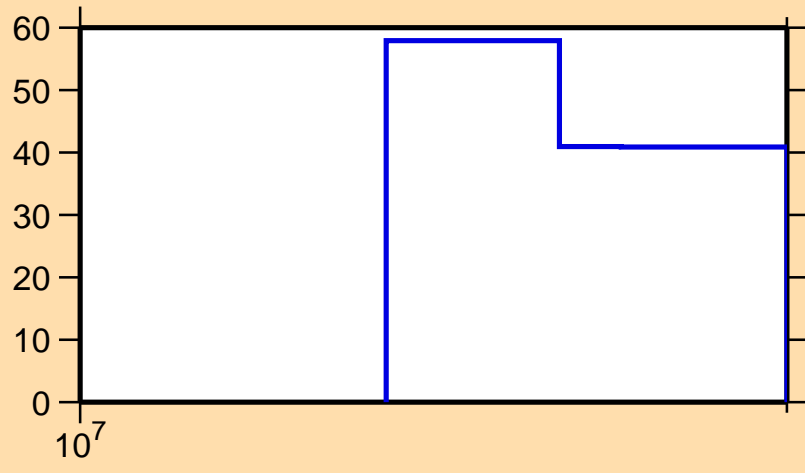
$\Delta\sigma/\sigma$  vs. E for  $^{23}\text{Mg}(n,\alpha)$



Ordinate scale is %  
relative standard deviation.

Abscissa scales are energy (eV).

$\Delta\sigma/\sigma$  vs. E for  $^{23}\text{Mg}(n,2n)$

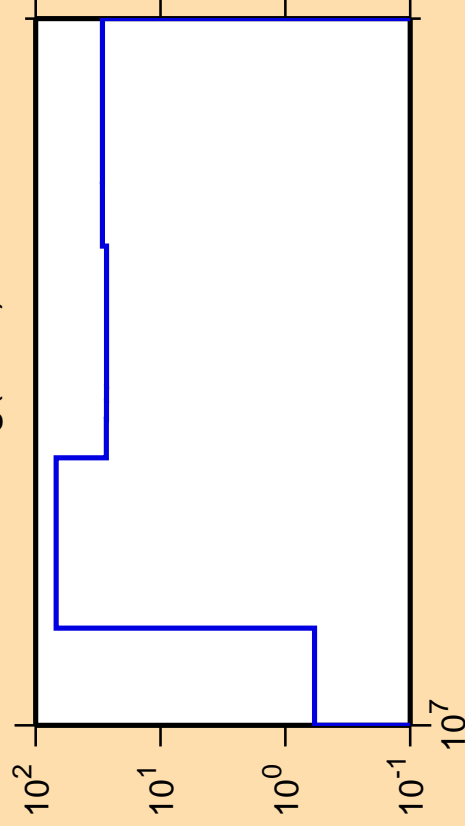


Correlation Matrix






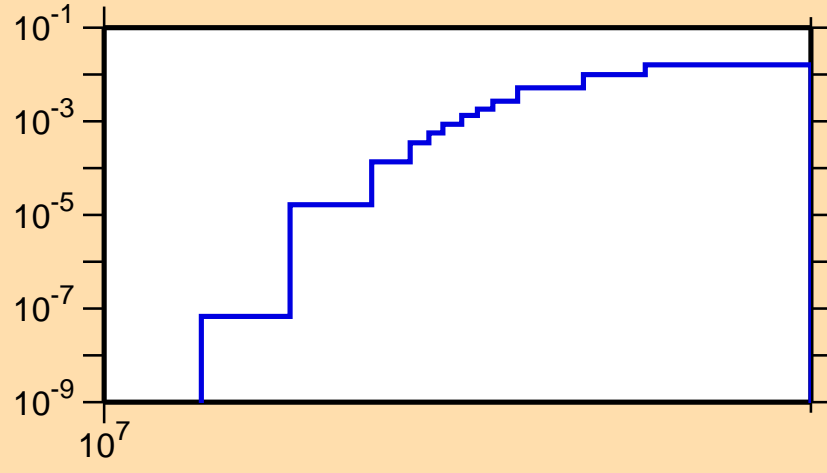
$\Delta\sigma/\sigma$  vs. E for  $^{23}\text{Mg}(n,n\alpha)$



Ordinate scales are % relative standard deviation and barns.

Abscissa scales are energy (eV).

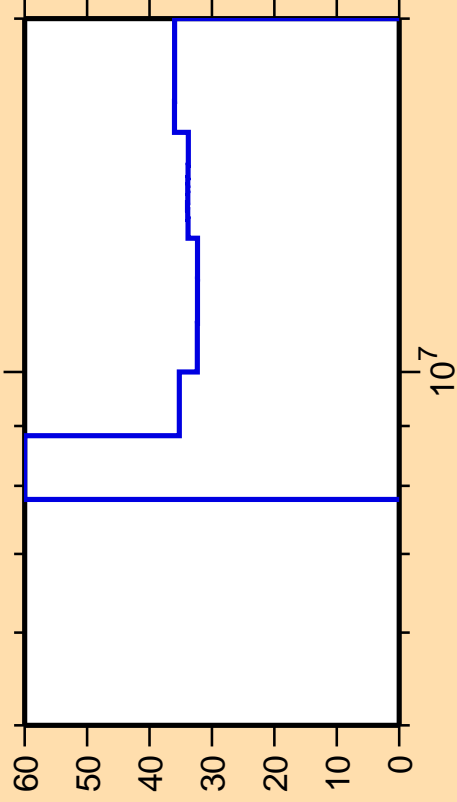
$\sigma$  vs. E for  $^{23}\text{Mg}(n,n\alpha)$



Correlation Matrix



$\Delta\sigma/\sigma$  vs. E for  $^{23}\text{Mg}(n,np)$


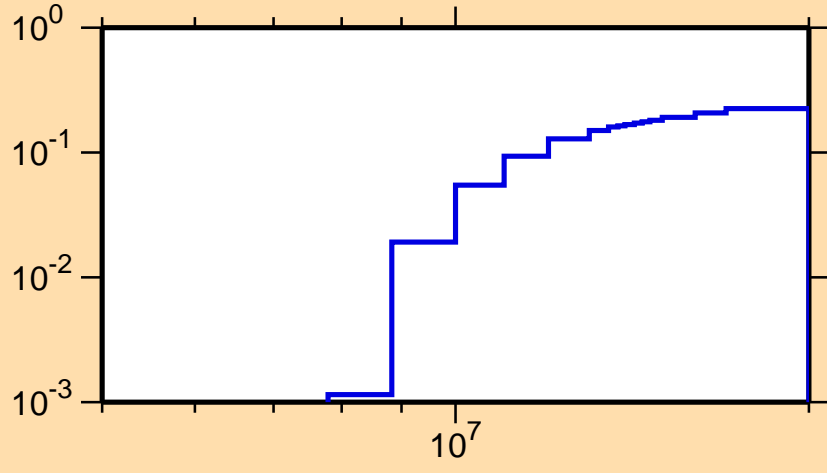


Ordinate scales are % relative standard deviation and barns.

Abscissa scales are energy (eV).

Warning: some uncertainty data were suppressed.


$\sigma$  vs. E for  $^{23}\text{Mg}(n,np)$



Correlation Matrix



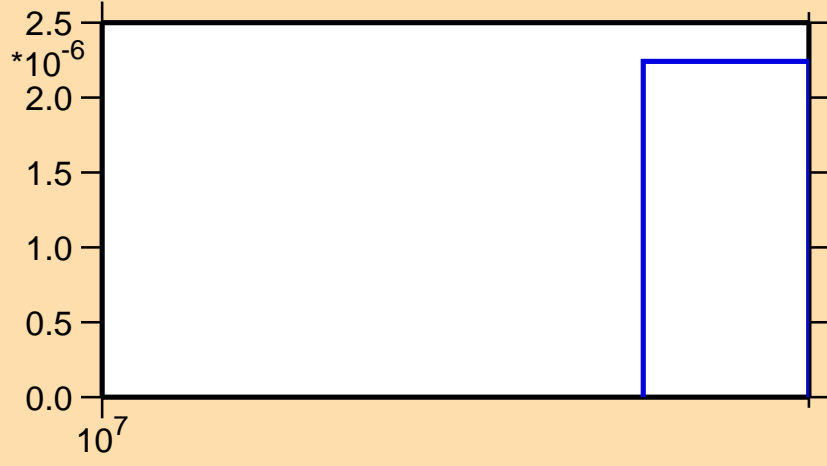
$\Delta\sigma/\sigma$  vs. E for  $^{23}\text{Mg}(n,\text{nd})$



Ordinate scales are % relative standard deviation and barns.

Abscissa scales are energy (eV).

$\sigma$  vs. E for  $^{23}\text{Mg}(n,\text{nd})$



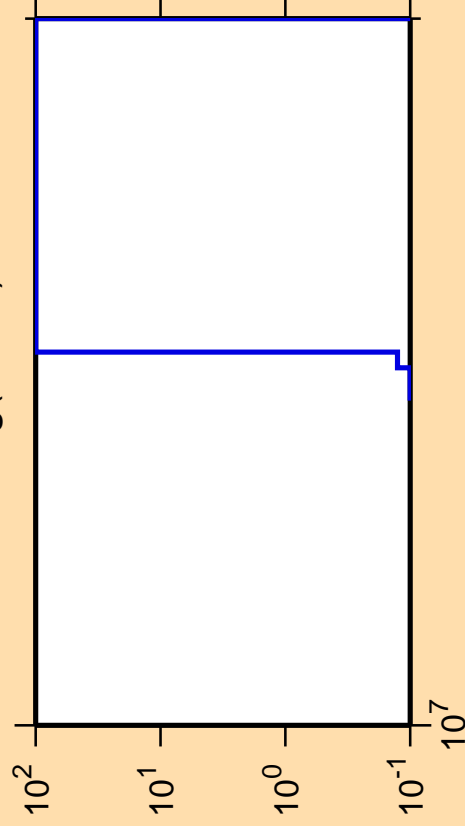
$10^7$



Correlation Matrix



$\Delta\sigma/\sigma$  vs. E for  $^{23}\text{Mg}$ (mt 34)

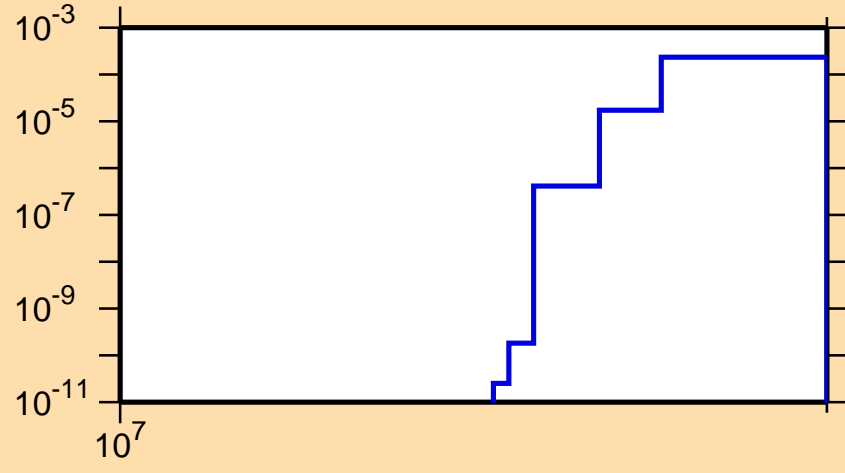


Ordinate scales are % relative standard deviation and barns.

Abscissa scales are energy (eV).

Warning: some uncertainty data were suppressed.

$\sigma$  vs. E for  $^{23}\text{Mg}$ (mt 34)



$10^7$

$10^{-3}$

$10^{-5}$

$10^{-7}$

$10^{-9}$

$10^{-11}$

$10^7$

$10^0$

$10^1$

$10^2$

$10^3$

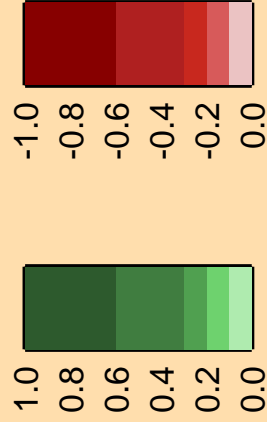
$10^4$

$10^5$

$10^6$

$10^7$

Correlation Matrix



$\Delta\sigma/\sigma$  vs. E for  $^{23}\text{Mg}(n,2np)$



Ordinate scales are % relative standard deviation and barns.

Abscissa scales are energy (eV).

Warning: some uncertainty data were suppressed.

$\sigma$  vs. E for  $^{23}\text{Mg}(n,2np)$



$10^7$

$500$   
 $400$   
 $300$   
 $200$   
 $100$   
 $0$

$\times 10^{-12}$

$10^7$

$500$   
 $400$   
 $300$   
 $200$   
 $100$   
 $0$

$\times 10^{-12}$

$10^7$

$500$   
 $400$   
 $300$   
 $200$   
 $100$   
 $0$

$\times 10^{-12}$

$10^7$

$500$   
 $400$   
 $300$   
 $200$   
 $100$   
 $0$

$\times 10^{-12}$

$10^7$

$500$   
 $400$   
 $300$   
 $200$   
 $100$   
 $0$

$\times 10^{-12}$

$10^7$

$500$   
 $400$   
 $300$   
 $200$   
 $100$   
 $0$

$\times 10^{-12}$

$10^7$

$500$   
 $400$   
 $300$   
 $200$   
 $100$   
 $0$

$\times 10^{-12}$

$10^7$

$500$   
 $400$   
 $300$   
 $200$   
 $100$   
 $0$

$\times 10^{-12}$

$10^7$

$500$   
 $400$   
 $300$   
 $200$   
 $100$   
 $0$

$\times 10^{-12}$

$10^7$

$500$   
 $400$   
 $300$   
 $200$   
 $100$   
 $0$

$\times 10^{-12}$

$10^7$

$500$   
 $400$   
 $300$   
 $200$   
 $100$   
 $0$

$\times 10^{-12}$

$10^7$

$500$   
 $400$   
 $300$   
 $200$   
 $100$   
 $0$

$\times 10^{-12}$

$10^7$

$500$   
 $400$   
 $300$   
 $200$   
 $100$   
 $0$

$\times 10^{-12}$

$10^7$

$500$   
 $400$   
 $300$   
 $200$   
 $100$   
 $0$

$\times 10^{-12}$

$10^7$

$500$   
 $400$   
 $300$   
 $200$   
 $100$   
 $0$

$\times 10^{-12}$

$10^7$

$500$   
 $400$   
 $300$   
 $200$   
 $100$   
 $0$

$\times 10^{-12}$

$10^7$

$500$   
 $400$   
 $300$   
 $200$   
 $100$   
 $0$

$\times 10^{-12}$

$10^7$

$500$   
 $400$   
 $300$   
 $200$   
 $100$   
 $0$

$\times 10^{-12}$

$10^7$

$500$   
 $400$   
 $300$   
 $200$   
 $100$   
 $0$

$\times 10^{-12}$

$10^7$

$500$   
 $400$   
 $300$   
 $200$   
 $100$   
 $0$

$\times 10^{-12}$

$10^7$

$500$   
 $400$   
 $300$   
 $200$   
 $100$   
 $0$

$\times 10^{-12}$

$10^7$

$500$   
 $400$   
 $300$   
 $200$   
 $100$   
 $0$

$\times 10^{-12}$

$10^7$

$500$   
 $400$   
 $300$   
 $200$   
 $100$   
 $0$

$\times 10^{-12}$

$10^7$

$500$   
 $400$   
 $300$   
 $200$   
 $100$   
 $0$

$\times 10^{-12}$

$10^7$

$500$   
 $400$   
 $300$   
 $200$   
 $100$   
 $0$

$\times 10^{-12}$

$10^7$

$500$   
 $400$   
 $300$   
 $200$   
 $100$   
 $0$

$\times 10^{-12}$

$10^7$

$500$   
 $400$   
 $300$   
 $200$   
 $100$   
 $0$

$\times 10^{-12}$

$10^7$

$500$   
 $400$   
 $300$   
 $200$   
 $100$   
 $0$

$\times 10^{-12}$

$10^7$

$500$   
 $400$   
 $300$   
 $200$   
 $100$   
 $0$

$\times 10^{-12}$

$10^7$

$500$   
 $400$   
 $300$   
 $200$   
 $100$   
 $0$

$\times 10^{-12}$

$10^7$

$500$   
 $400$   
 $300$   
 $200$   
 $100$   
 $0$

$\times 10^{-12}$

$10^7$

$500$   
 $400$   
 $300$   
 $200$   
 $100$   
 $0$

$\times 10^{-12}$

$10^7$

$500$   
 $400$   
 $300$   
 $200$   
 $100$   
 $0$

$\times 10^{-12}$

$10^7$

$500$   
 $400$   
 $300$   
 $200$   
 $100$   
 $0$

$\times 10^{-12}$

$10^7$

$500$   
 $400$   
 $300$   
 $200$   
 $100$   
 $0$

$\times 10^{-12}$

$10^7$

$500$   
 $400$   
 $300$   
 $200$   
 $100$   
 $0$

$\times 10^{-12}$

$10^7$

$500$   
 $400$   
 $300$   
 $200$   
 $100$   
 $0$

$\times 10^{-12}$

$10^7$

$500$   
 $400$   
 $300$   
 $200$   
 $100$   
 $0$

$\times 10^{-12}$

$10^7$

$500$   
 $400$   
 $300$   
 $200$   
 $100$   
 $0$

$\times 10^{-12}$

$10^7$

$500$   
 $400$   
 $300$   
 $200$   
 $100$   
 $0$

$\times 10^{-12}$

$10^7$

$500$   
 $400$   
 $300$   
 $200$   
 $100$   
 $0$

$\times 10^{-12}$

$10^7$

$500$   
 $400$   
 $300$   
 $200$   
 $100$   
 $0$

$\times 10^{-12}$

$10^7$

$500$   
 $400$   
 $300$   
 $200$   
 $100$   
 $0$

$\times 10^{-12}$

$10^7$

$500$   
 $400$   
 $300$   
 $200$   
 $100$   
 $0$

$\times 10^{-12}$

$10^7$

$500$   
 $400$   
 $300$   
 $200$   
 $100$   
 $0$

$\times 10^{-12}$

$10^7$

$500$   
 $400$   
 $300$   
 $200$   
 $100$   
 $0$

$\times 10^{-12}$

$10^7$

$500$   
 $400$   
 $300$   
 $200$   
 $100$   
 $0$

$\times 10^{-12}$

$10^7$

$500$   
 $400$   
 $300$   
 $200$   
 $100$   
 $0$

$\times 10^{-12}$

$10^7$

$500$   
 $400$   
 $300$   
 $200$   
 $100$   
 $0$

$\times 10^{-12}$

$10^7$

$500$   
 $400$   
 $300$   
 $200$   
 $100$   
 $0$

$\times 10^{-12}$

$10^7$

$500$   
 $400$   
 $300$   
 $200$   
 $100$   
 $0$

$\times 10^{-12}$

$10^7$

$500$   
 $400$   
 $300$   
 $200$   
 $100$   
 $0$

$\times 10^{-12}$

$10^7$

$500$   
 $400$   
 $300$   
 $200$   
 $100$   
 $0$

$\times 10^{-12}$

$10^7$

$500$   
 $400$   
 $300$   
 $200$   
 $100$   
 $0$

$\times 10^{-12}$

$10^7$

$500$   
 $400$   
 $300$   
 $200$   
 $100$   
 $0$

$\times 10^{-12}$

$10^7$

$500$   
 $400$   
 $300$   
 $200$   
 $100$   
 $0$

$\times 10^{-12}$

$10^7$

$500$   
 $400$   
 $300$   
 $200$   
 $100$   
 $0$

$\times 10^{-12}$

$10^7$

$500$   
 $400$   
 $300$   
 $200$   
 $100$   
 $0$

$\times 10^{-12}$

$10^7$

$500$   
 $400$   
 $300$   
 $200$   
 $100$   
 $0$

$\times 10^{-12}$

$10^7$

$500$   
 $400$   
 $300$   
 $200$   
 $100$   
 $0$

$\times 10^{-12}$

$10^7$

$500$   
 $400$   
 $300$   
 $200$   
 $100$   
 $0$

$\times 10^{-12}$

$10^7$

$500$   
 $400$   
 $300$   
 $200$   
 $100$   
 $0$

$\times 10^{-12}$

$10^7$

$500$   
 $400$   
 $300$   
 $200$   
 $100$   
 $0$

$\times 10^{-12}$

$10^7$

$500$   
 $400$   
 $300$   
 $200$   
 $100$   
 $0$

$\times 10^{-12}$

$10^7$

$500$   
 $400$   
 $300$   
 $200$   
 $100$   
 $0$

$\times 10^{-12}$

$10^7$

$500$   
 $400$   
 $300$   
 $200$   
 $100$   
 $0$

$\times 10^{-12}$

$10^7$

$500$   
 $400$   
 $300$   
 $200$   
 $100$   
 $0$

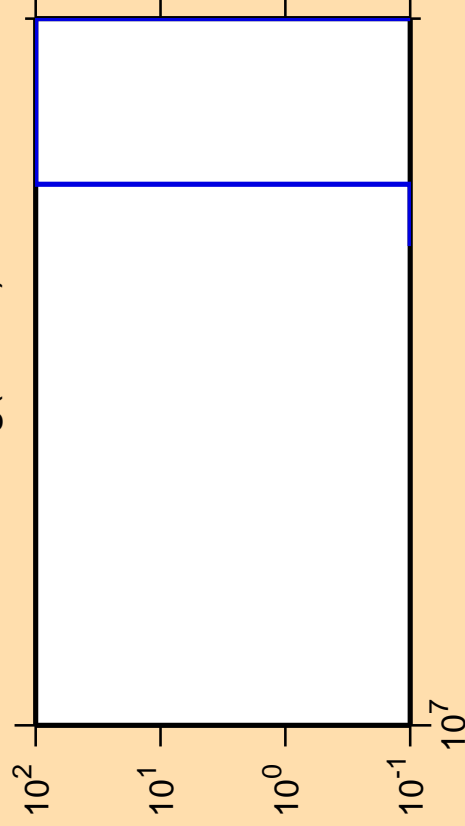
$\times 10^{-12}$

$10^7$

$500$   
 $400$   
 $300$   
 $200$   
 $100$   
 $0$

$\times 10^{-12}$

$\Delta\sigma/\sigma$  vs. E for  $^{23}\text{Mg}$ (mt 45)

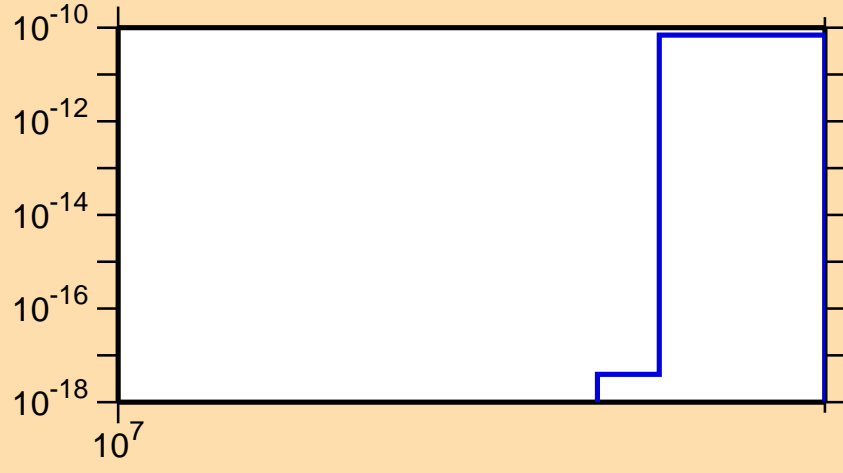


Ordinate scales are % relative standard deviation and barns.

Abscissa scales are energy (eV).

Warning: some uncertainty data were suppressed.

$\sigma$  vs. E for  $^{23}\text{Mg}$ (mt 45)



$10^7$

$10^{-10}$

$10^{-12}$

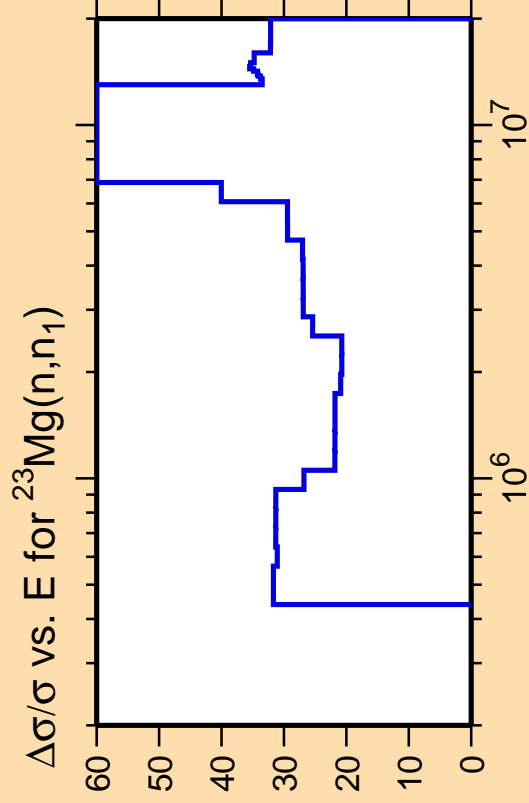
$10^{-14}$

$10^{-16}$

$10^{-18}$

Correlation Matrix


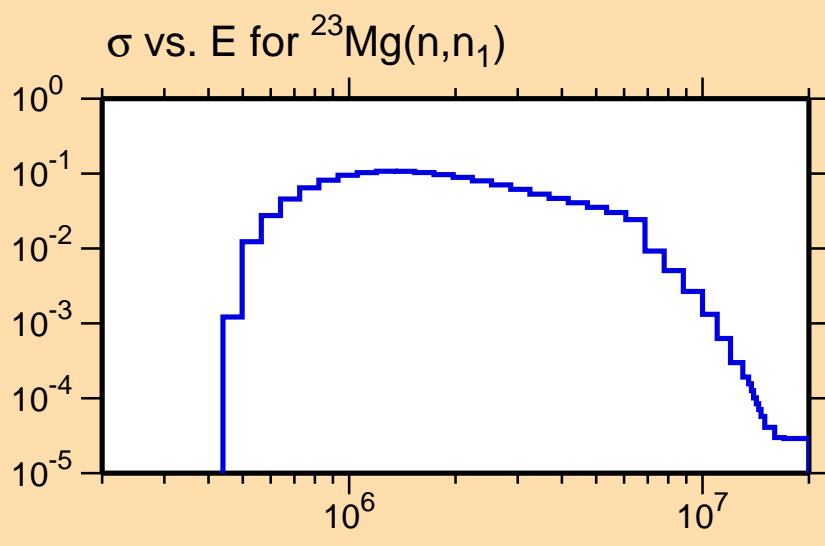




Ordinate scales are % relative standard deviation and barns.

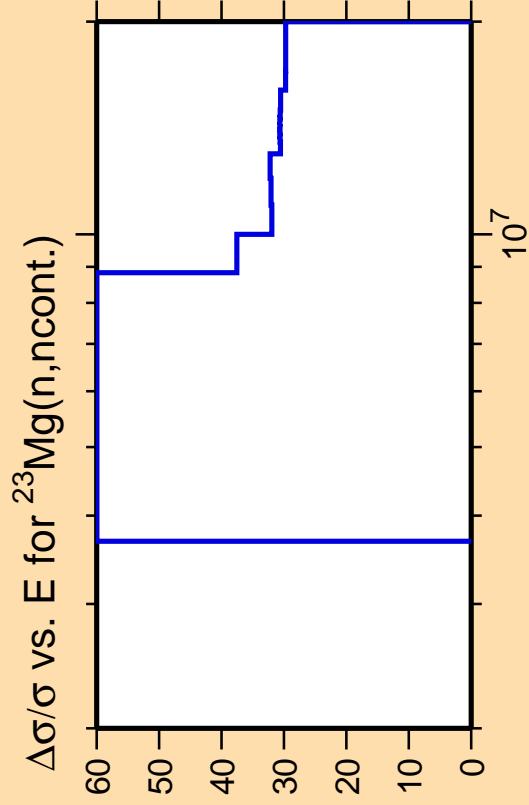
Abscissa scales are energy (eV).

Warning: some uncertainty data were suppressed.



Correlation Matrix


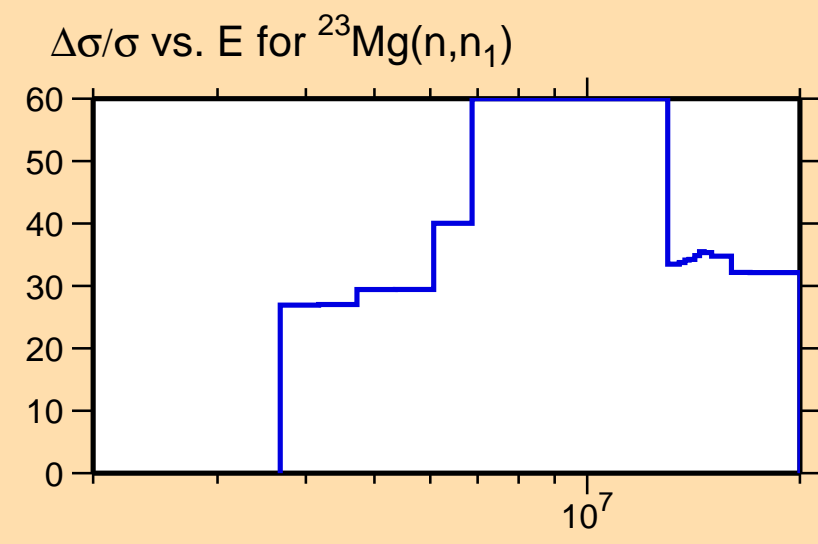




Ordinate scale is %  
relative standard deviation.

Abscissa scales are energy (eV).

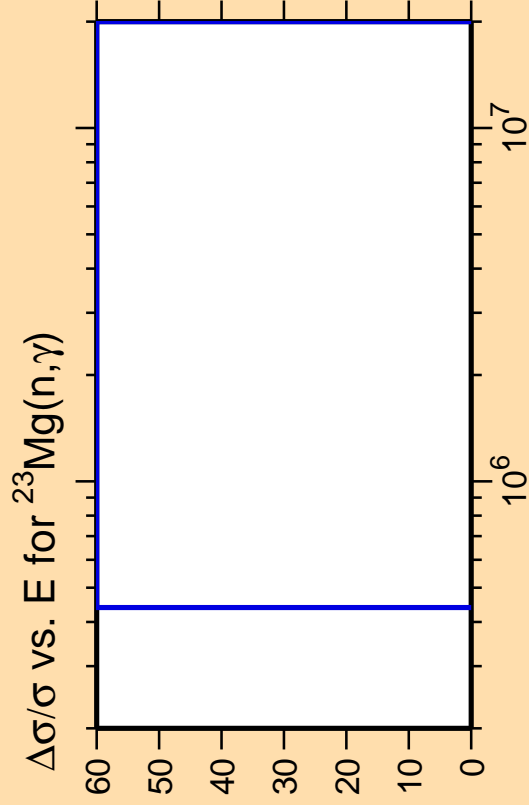
Warning: some uncertainty  
data were suppressed.



Correlation Matrix



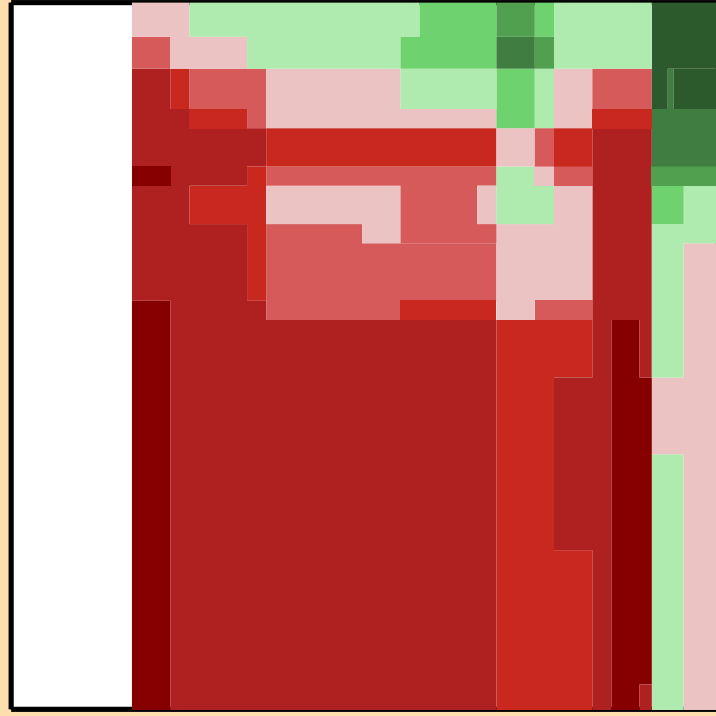
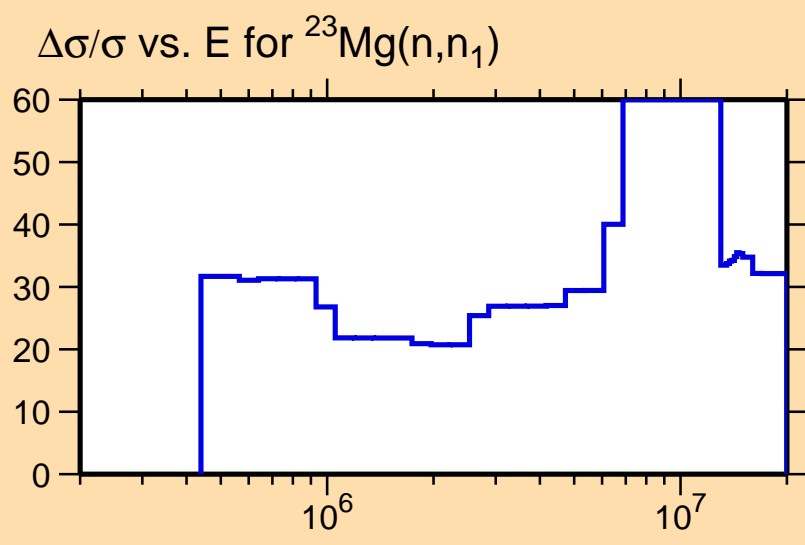




Ordinate scale is %  
relative standard deviation.

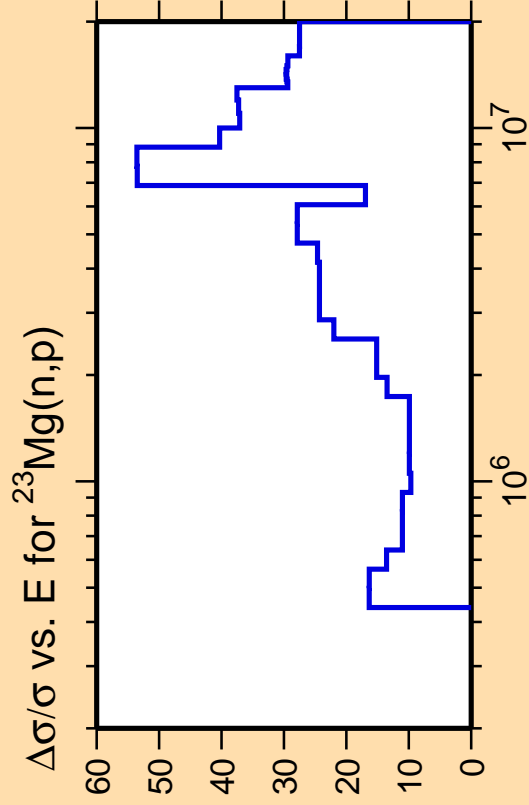
Abscissa scales are energy (eV).

Warning: some uncertainty  
data were suppressed.



Correlation Matrix


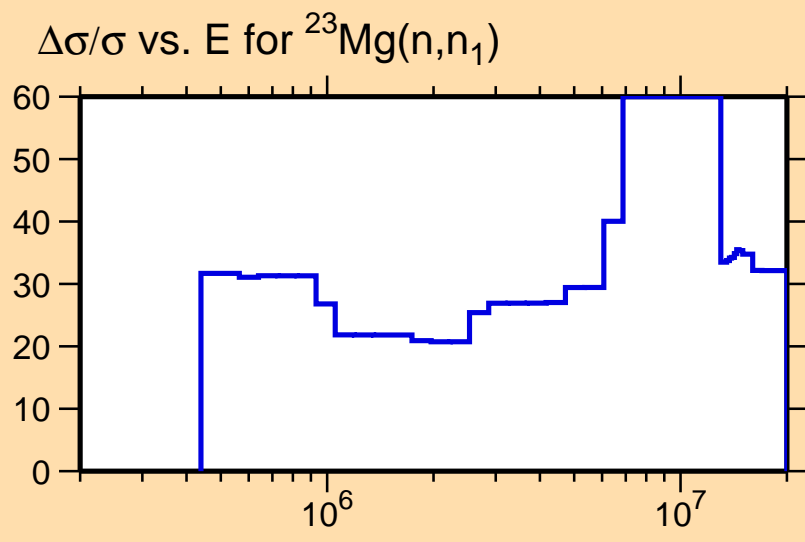




Ordinate scale is %  
relative standard deviation.

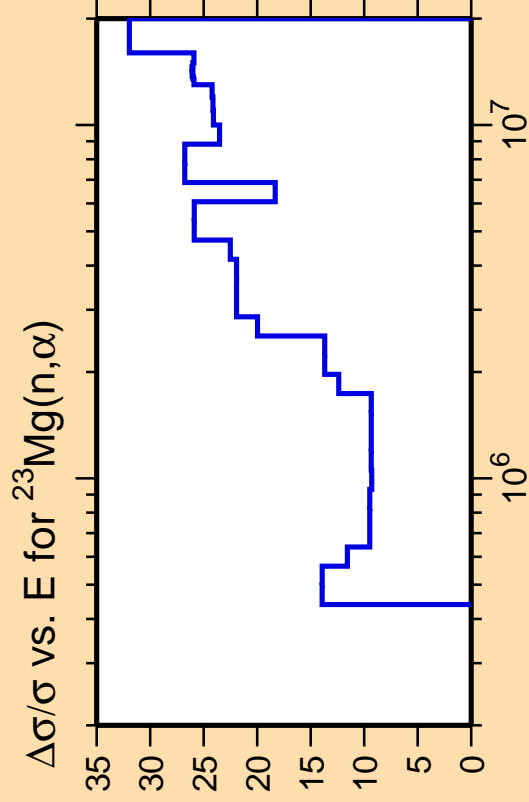
Abscissa scales are energy (eV).

Warning: some uncertainty  
data were suppressed.



Correlation Matrix


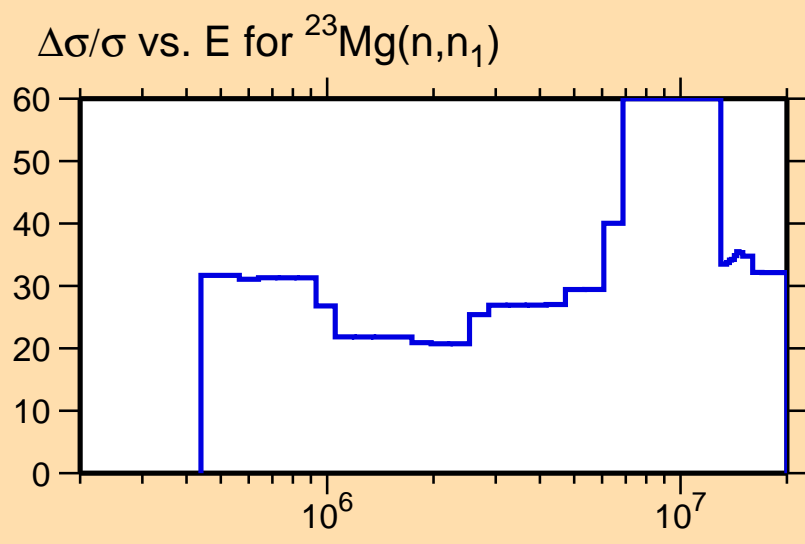




Ordinate scale is %  
relative standard deviation.

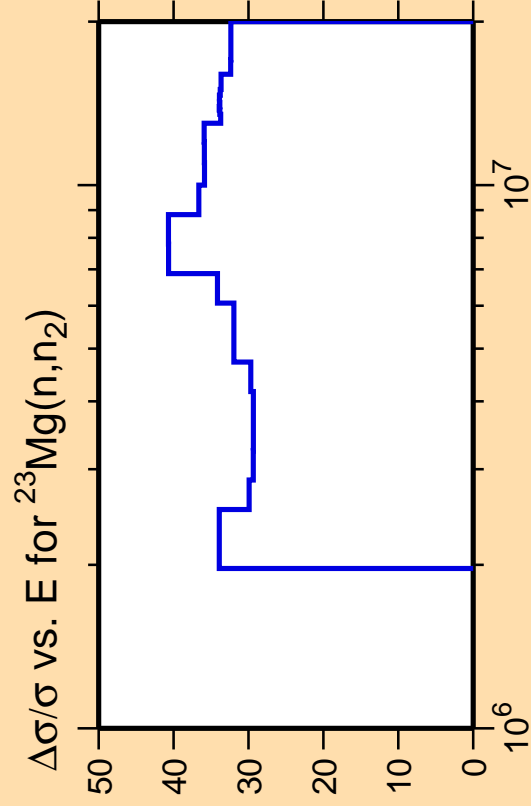
Abscissa scales are energy (eV).

Warning: some uncertainty  
data were suppressed.




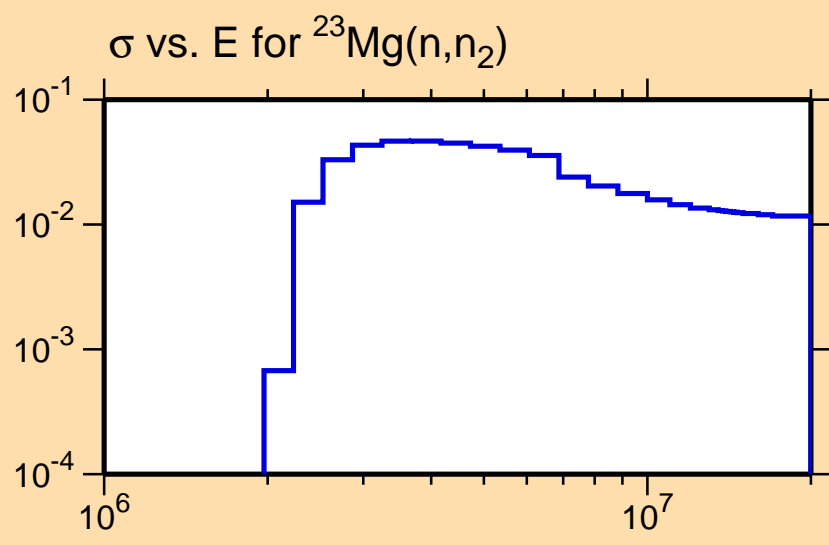
Correlation Matrix





Ordinate scales are % relative standard deviation and barns.

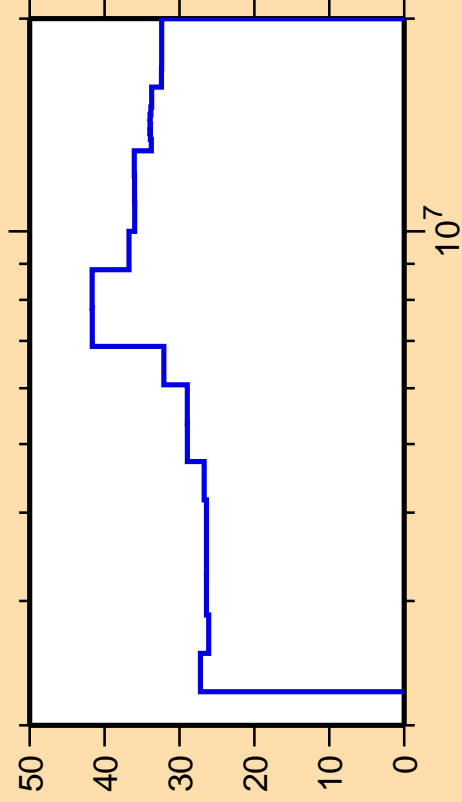
Abscissa scales are energy (eV).



Correlation Matrix




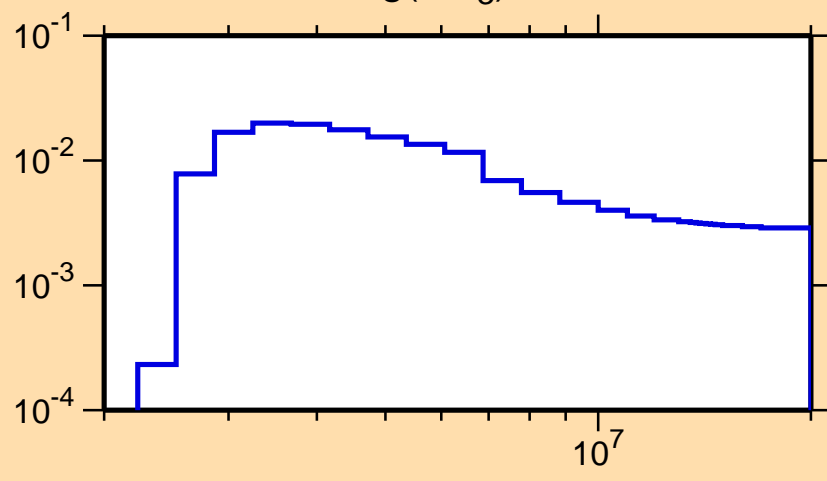
$\Delta\sigma/\sigma$  vs. E for  $^{23}\text{Mg}(n,n_3)$



Ordinate scales are % relative standard deviation and barns.

Abscissa scales are energy (eV).

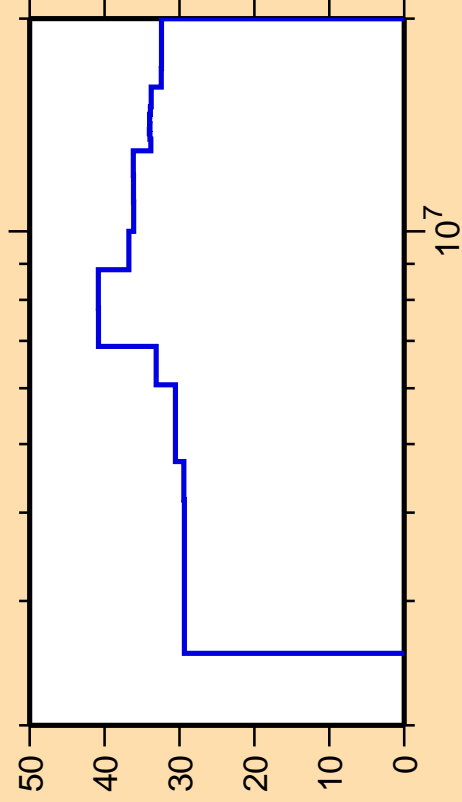
$\sigma$  vs. E for  $^{23}\text{Mg}(n,n_3)$



Correlation Matrix




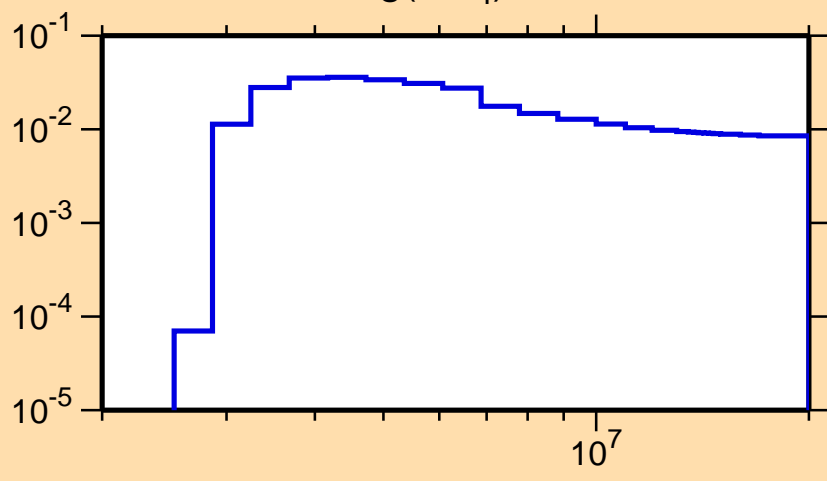
$\Delta\sigma/\sigma$  vs. E for  $^{23}\text{Mg}(n,n_4)$



Ordinate scales are % relative standard deviation and barns.

Abscissa scales are energy (eV).

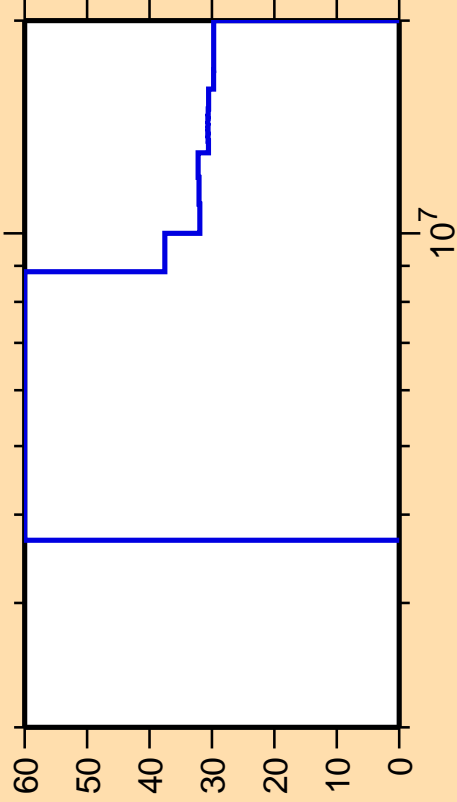
$\sigma$  vs. E for  $^{23}\text{Mg}(n,n_4)$



Correlation Matrix



$\Delta\sigma/\sigma$  vs. E for  $^{23}\text{Mg}(n,n\text{cont.})$


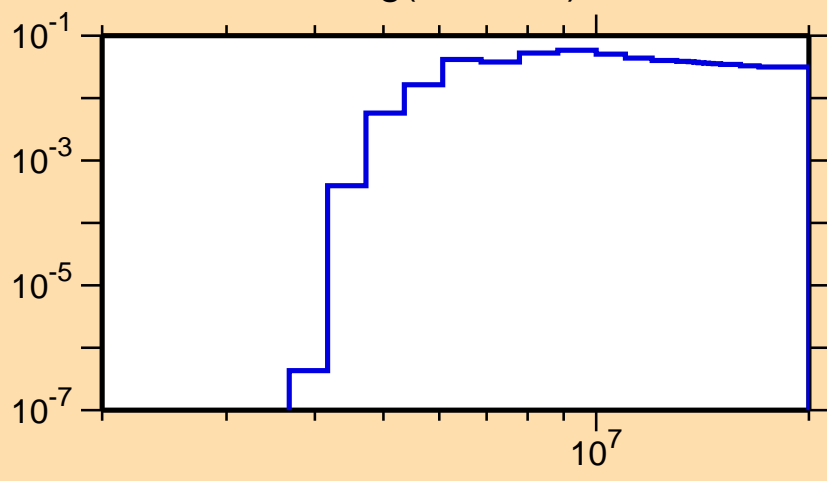


Ordinate scales are % relative standard deviation and barns.

Abscissa scales are energy (eV).

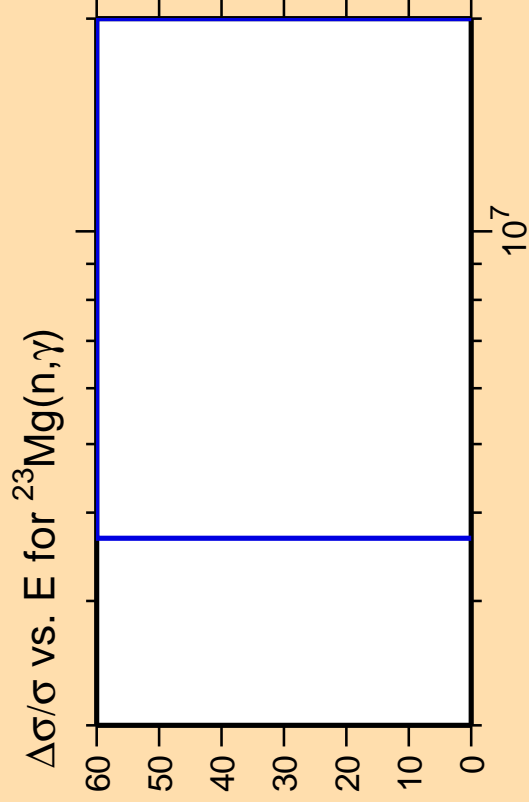
Warning: some uncertainty data were suppressed.

$\sigma$  vs. E for  $^{23}\text{Mg}(n,n\text{cont.})$



Correlation Matrix




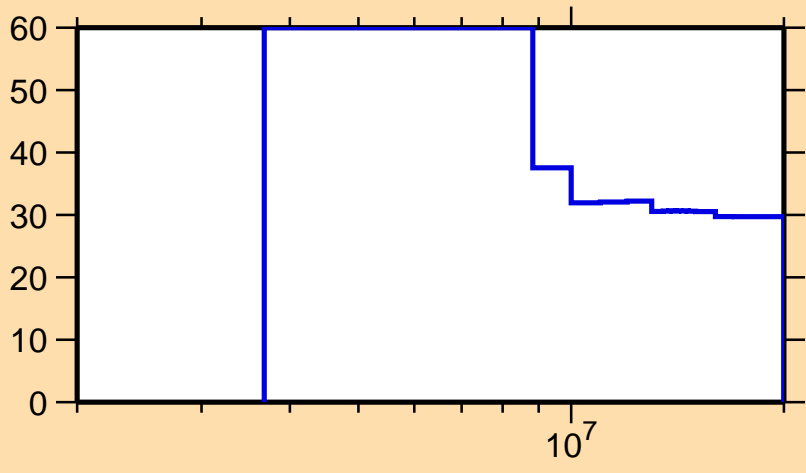


Ordinate scale is %  
relative standard deviation.

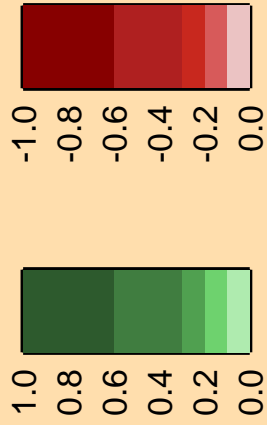
Abscissa scales are energy (eV).

Warning: some uncertainty  
data were suppressed.

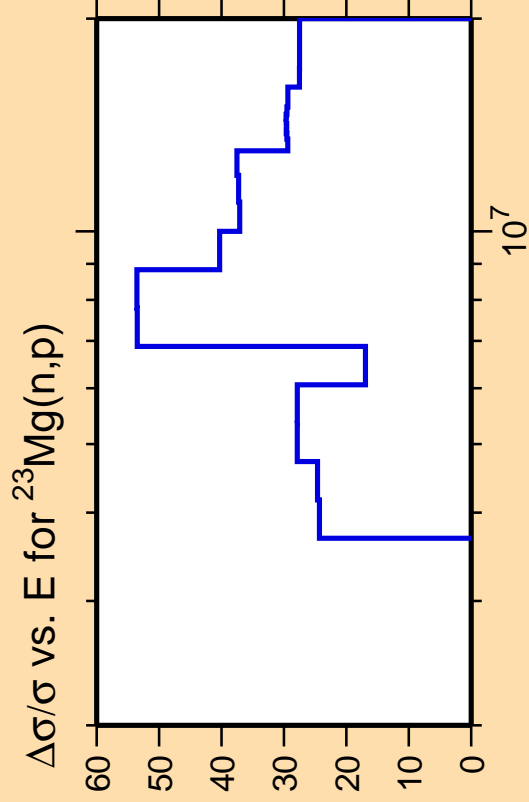
$\Delta\sigma/\sigma$  vs. E for  $^{23}\text{Mg}(n,n\text{cont.})$



Correlation Matrix




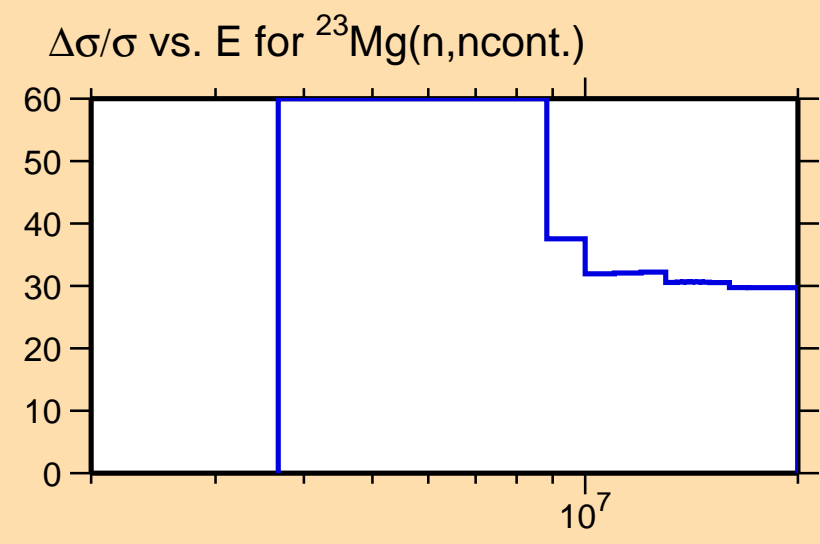




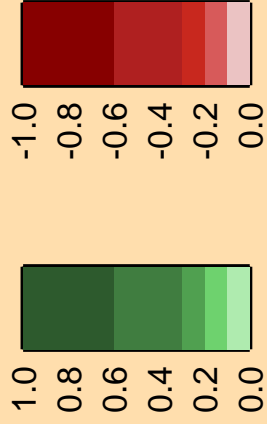
Ordinate scale is %  
relative standard deviation.

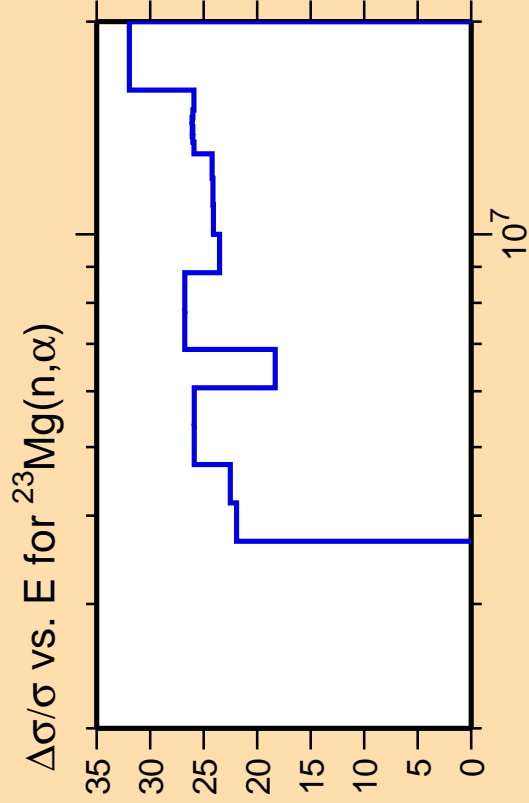
Abscissa scales are energy (eV).

Warning: some uncertainty  
data were suppressed.



Correlation Matrix


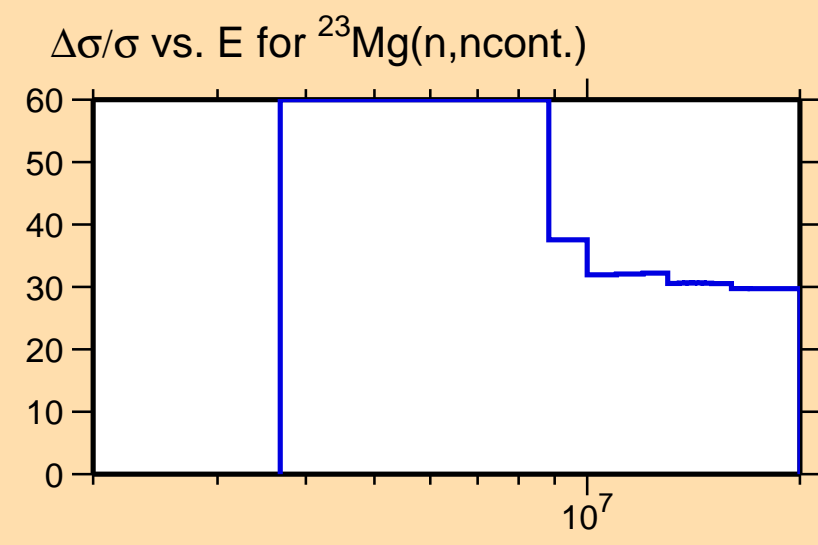




Ordinate scale is %  
relative standard deviation.

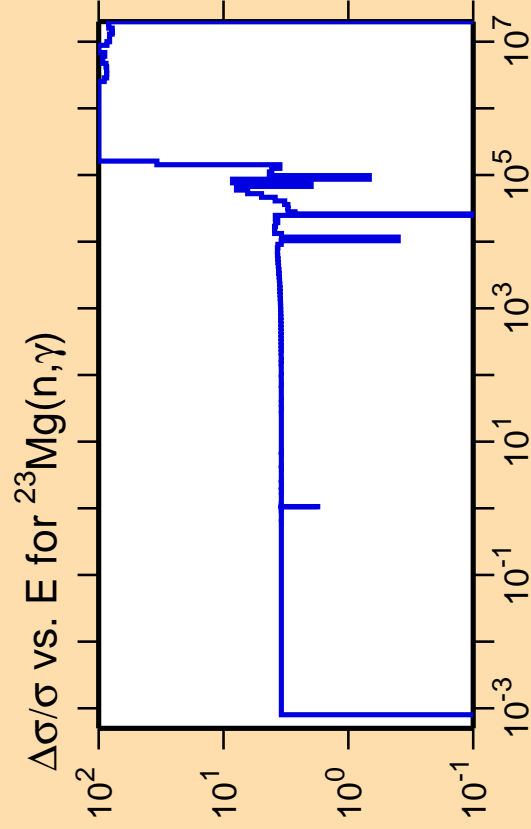
Abscissa scales are energy (eV).

Warning: some uncertainty  
data were suppressed.



Correlation Matrix


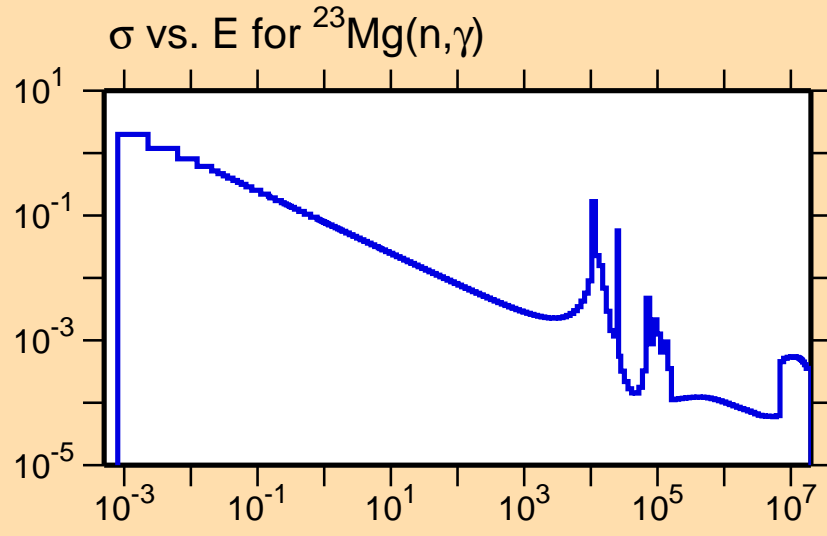




Ordinate scales are % relative standard deviation and barns.

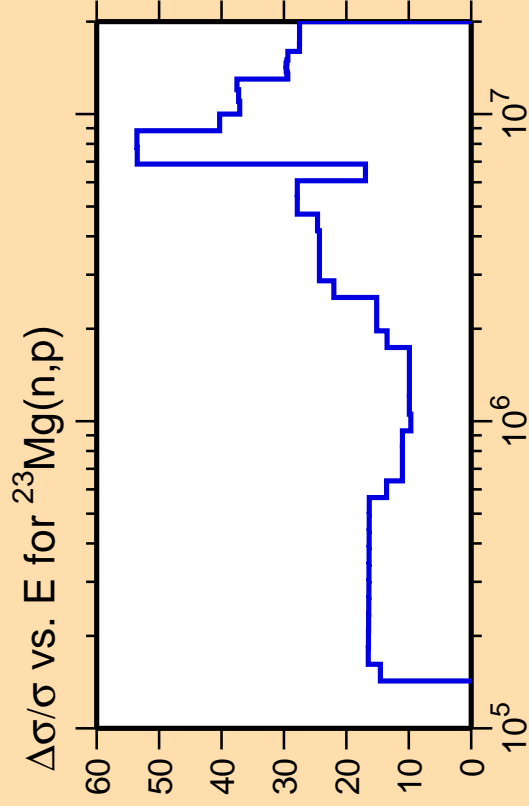
Abscissa scales are energy (eV).

Warning: some uncertainty data were suppressed.



Correlation Matrix




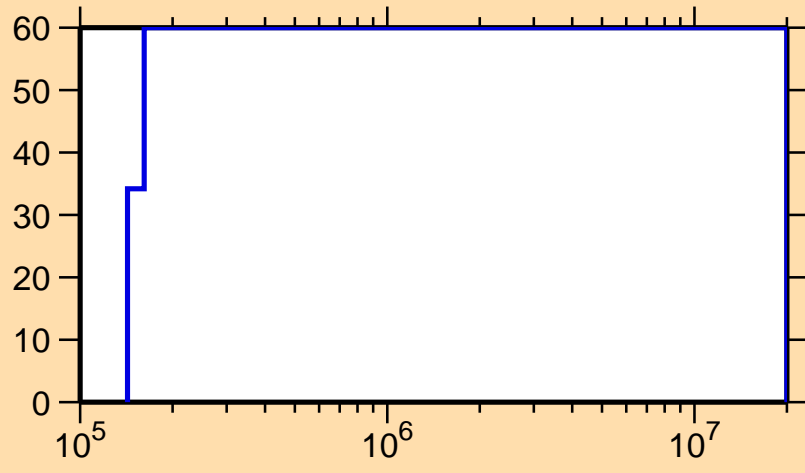


Ordinate scale is %  
relative standard deviation.

Abscissa scales are energy (eV).

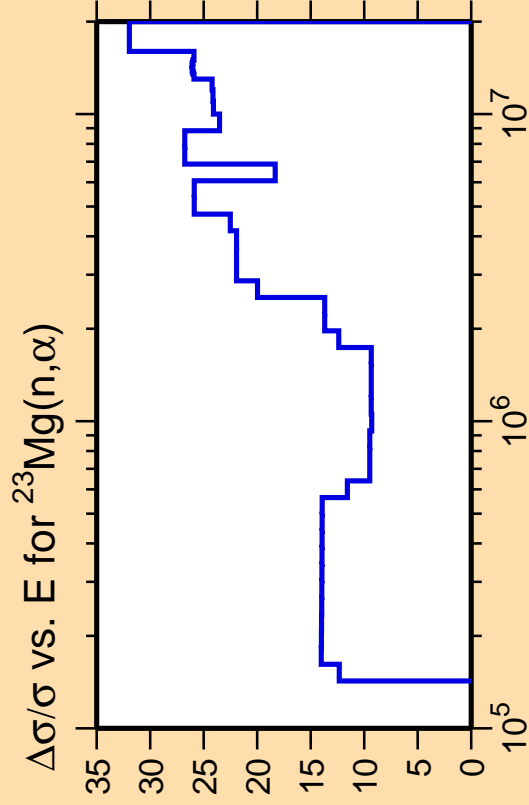
Warning: some uncertainty  
data were suppressed.

$\Delta\sigma/\sigma$  vs. E for  $^{23}\text{Mg}(n,\gamma)$



Correlation Matrix




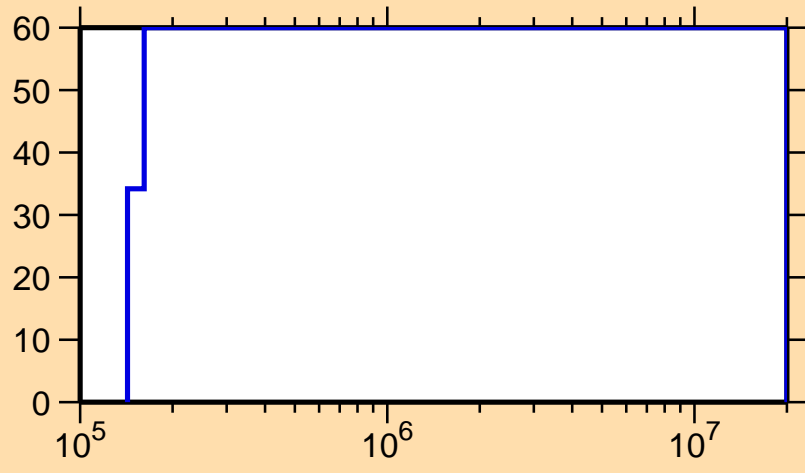


Ordinate scale is %  
relative standard deviation.

Abscissa scales are energy (eV).

Warning: some uncertainty  
data were suppressed.

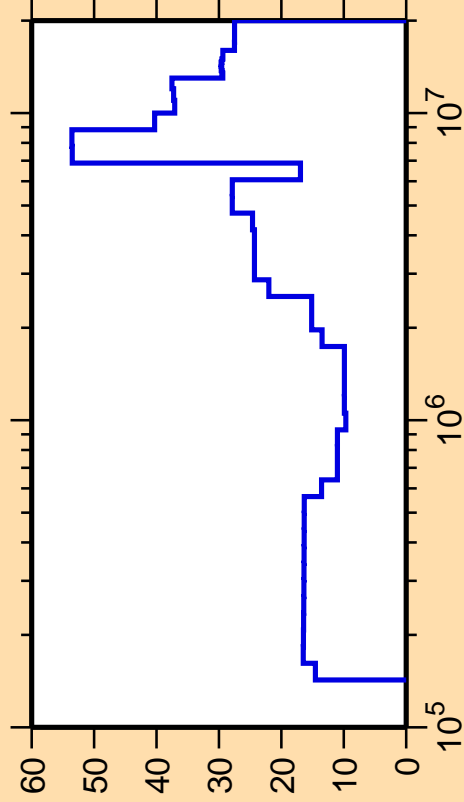
$\Delta\sigma/\sigma$  vs. E for  $^{23}\text{Mg}(n,\gamma)$



Correlation Matrix



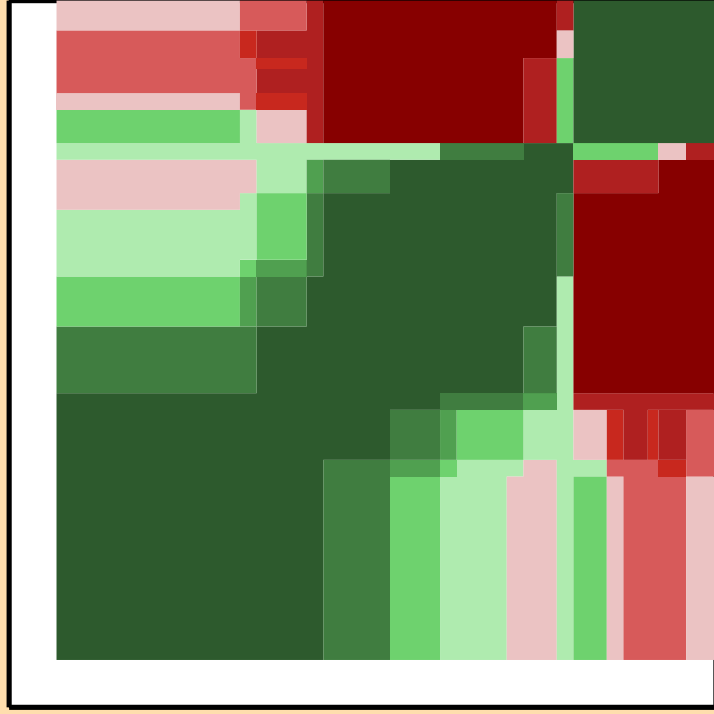
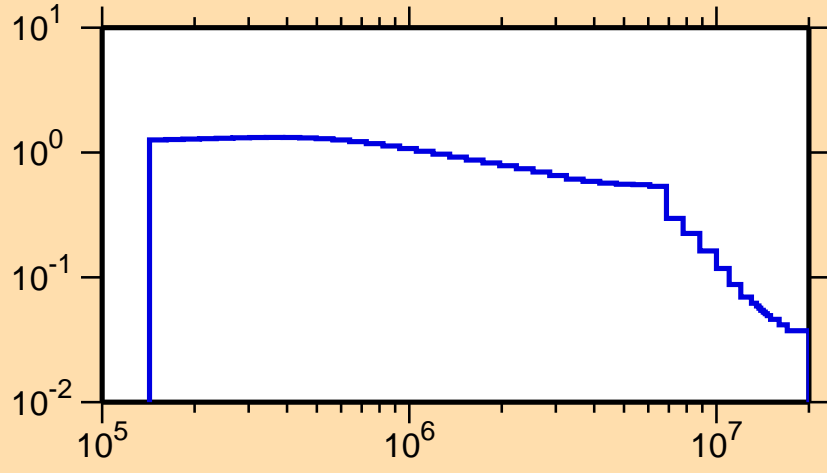
$\Delta\sigma/\sigma$  vs. E for  $^{23}\text{Mg}(n,p)$



Ordinate scales are % relative standard deviation and barns.

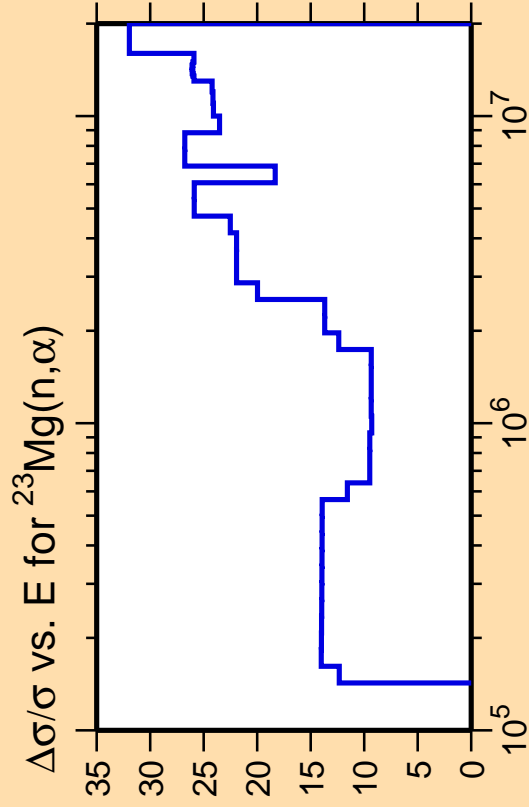
Abscissa scales are energy (eV).

$\sigma$  vs. E for  $^{23}\text{Mg}(n,p)$



Correlation Matrix

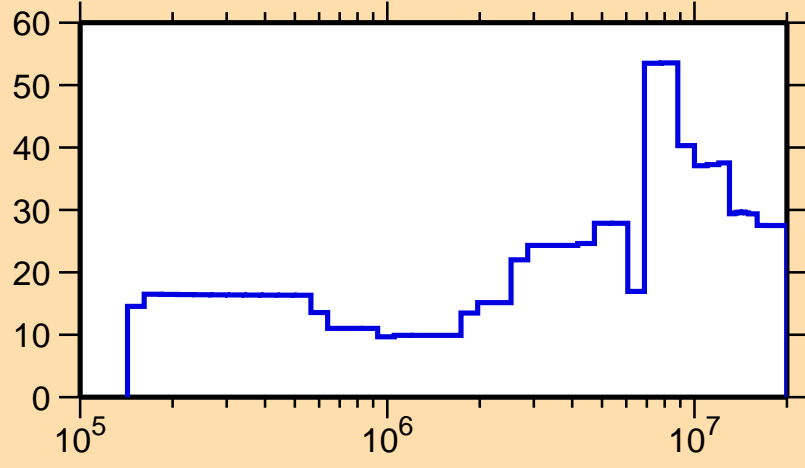




Ordinate scale is %  
relative standard deviation.

Abscissa scales are energy (eV).

$\Delta\sigma/\sigma$  vs. E for  $^{23}\text{Mg}(n,p)$



Correlation Matrix



$\Delta\sigma/\sigma$  vs. E for  $^{23}\text{Mg}(n,d)$


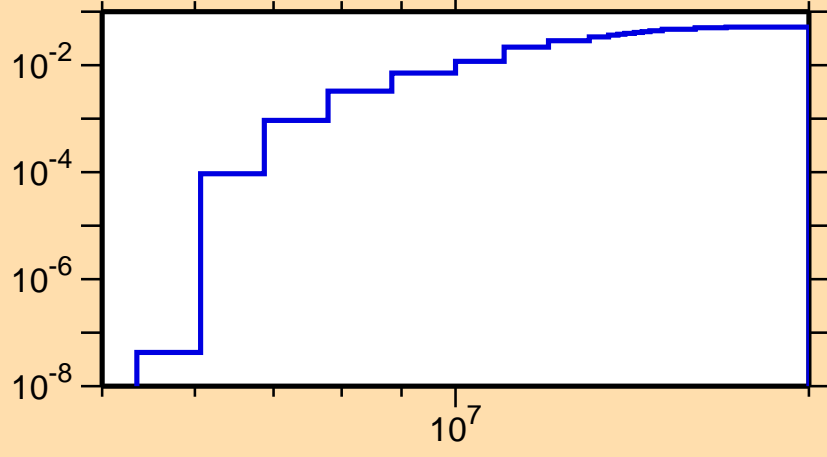


Ordinate scales are % relative standard deviation and barns.

Abscissa scales are energy (eV).

Warning: some uncertainty data were suppressed.

$\sigma$  vs. E for  $^{23}\text{Mg}(n,d)$

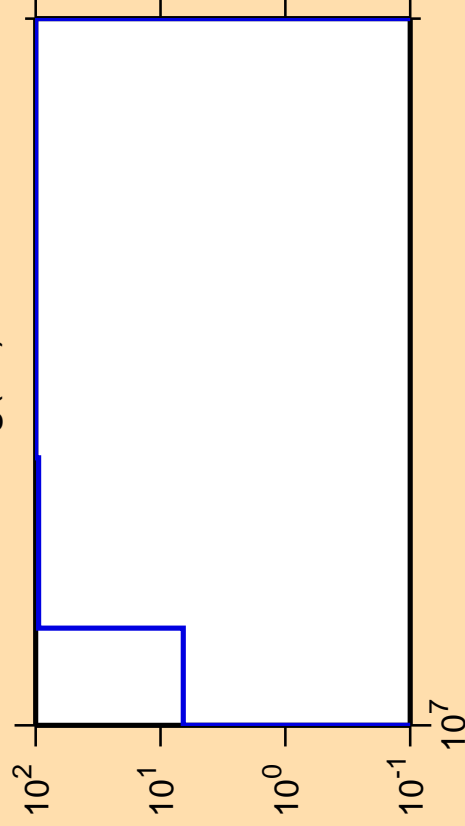


Correlation Matrix





$\Delta\sigma/\sigma$  vs. E for  $^{23}\text{Mg}(n,t)$


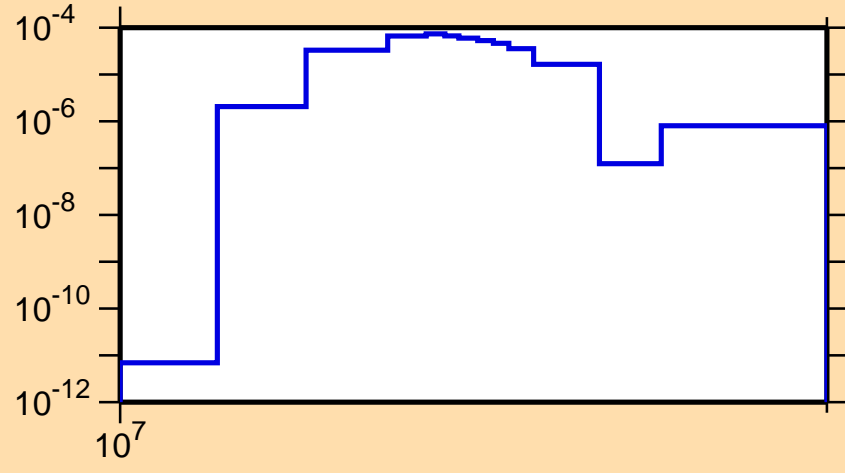


Ordinate scales are % relative standard deviation and barns.

Abscissa scales are energy (eV).

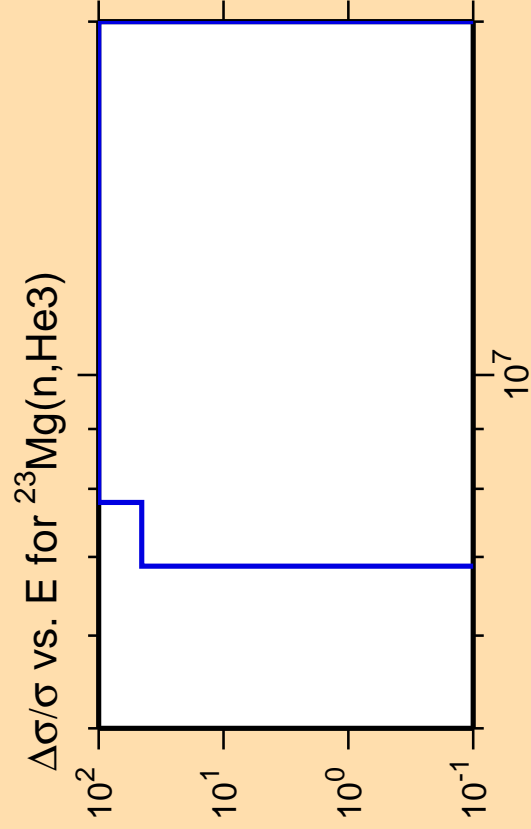
Warning: some uncertainty data were suppressed.

$\sigma$  vs. E for  $^{23}\text{Mg}(n,t)$



Correlation Matrix


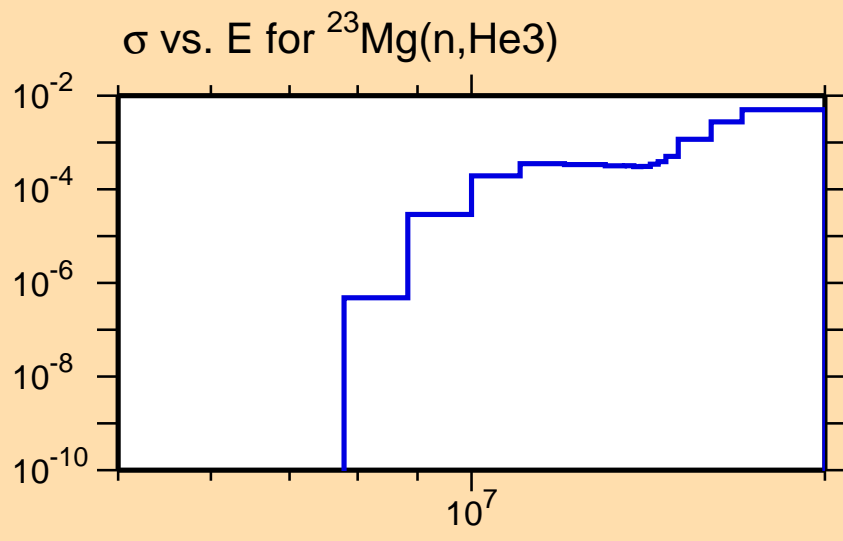




Ordinate scales are % relative standard deviation and barns.

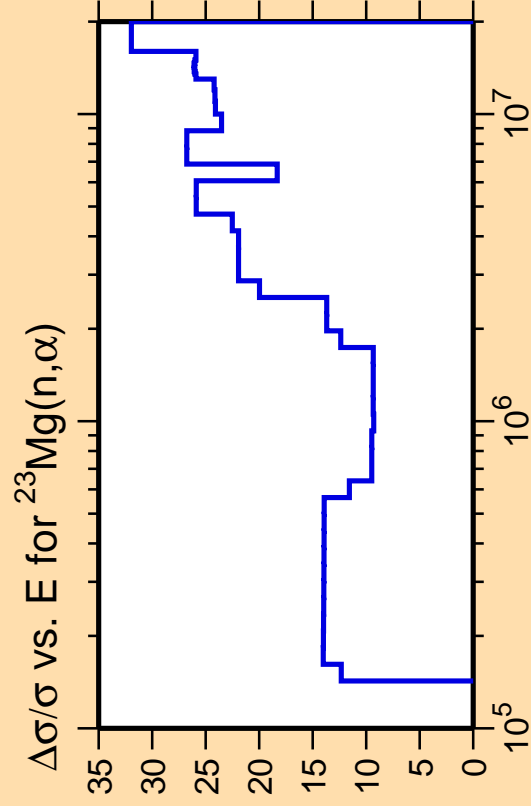
Abscissa scales are energy (eV).

Warning: some uncertainty data were suppressed.




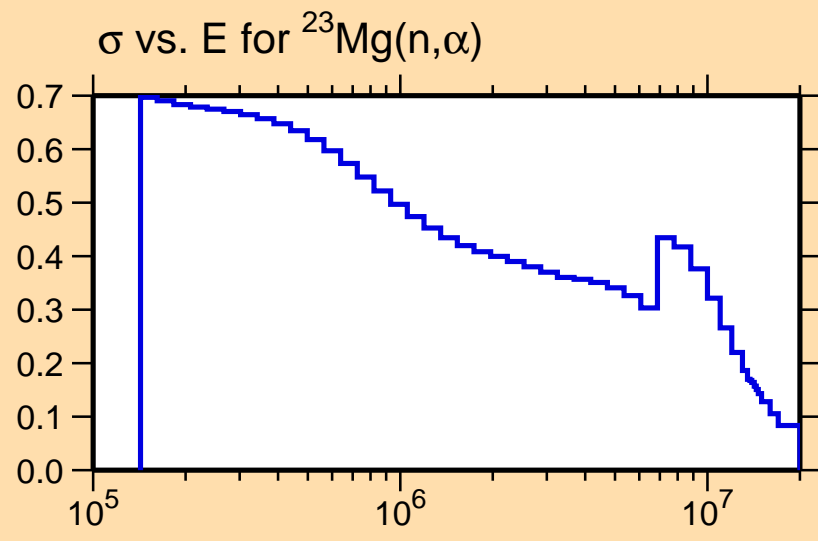
Correlation Matrix





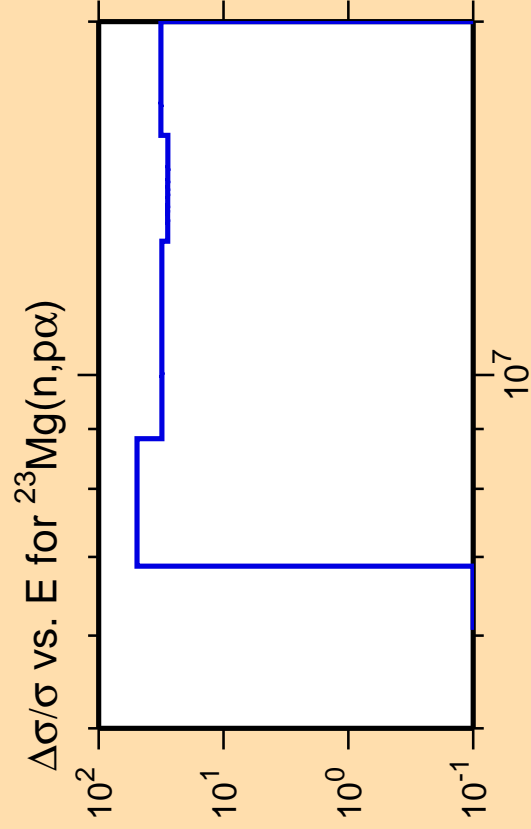
Ordinate scales are % relative standard deviation and barns.

Abscissa scales are energy (eV).



Correlation Matrix


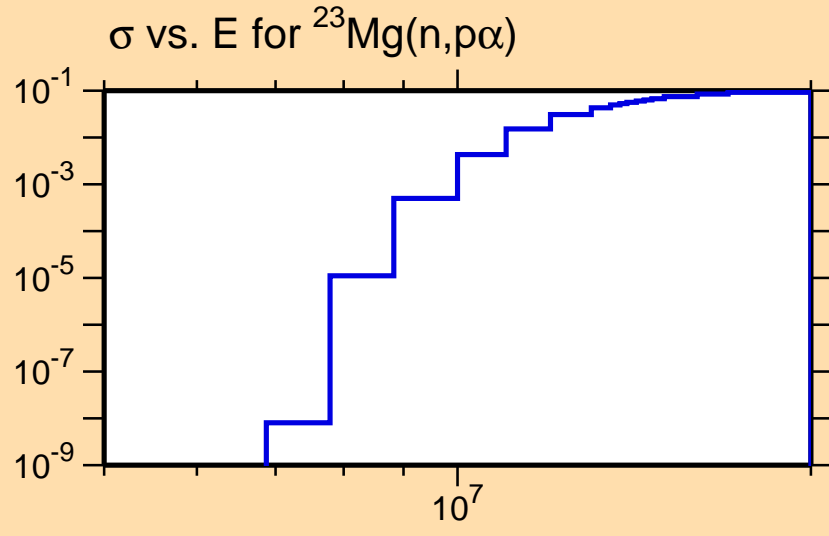




Ordinate scales are % relative standard deviation and barns.

Abscissa scales are energy (eV).

Warning: some uncertainty data were suppressed.



Correlation Matrix



$\Delta\sigma/\sigma$  vs. E for  $^{23}\text{Mg}(n,pd)$


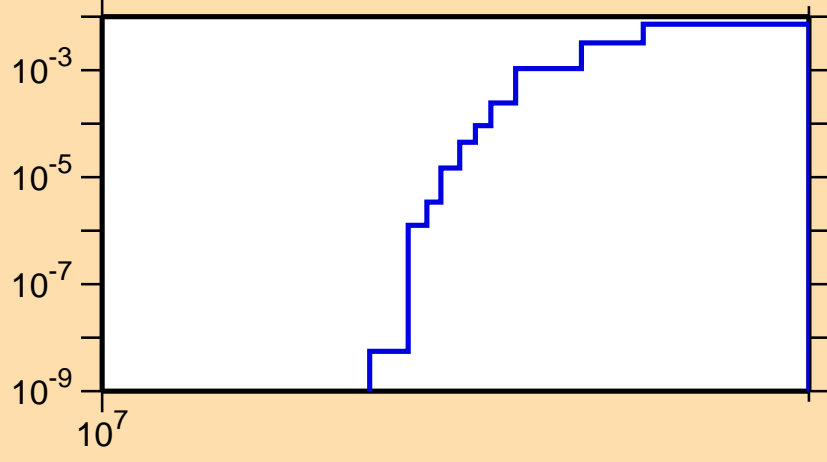


Ordinate scales are % relative standard deviation and barns.

Abscissa scales are energy (eV).

Warning: some uncertainty data were suppressed.

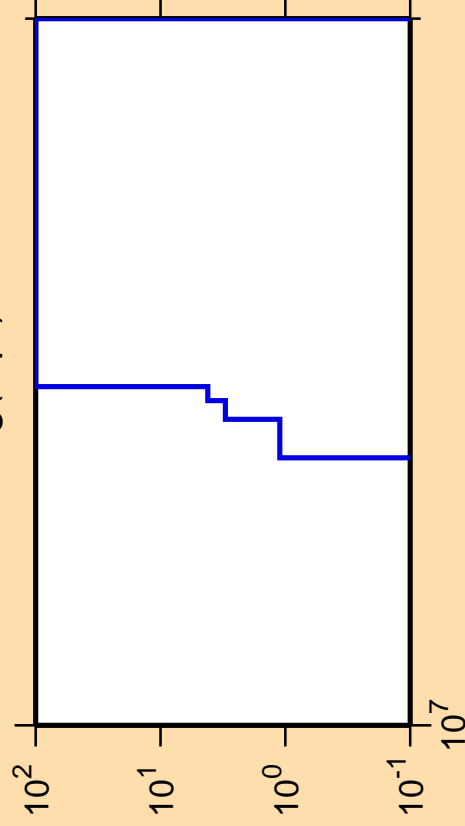
$\sigma$  vs. E for  $^{23}\text{Mg}(n,pd)$



Correlation Matrix



$\Delta\sigma/\sigma$  vs. E for  $^{23}\text{Mg}(n,\text{pt})$

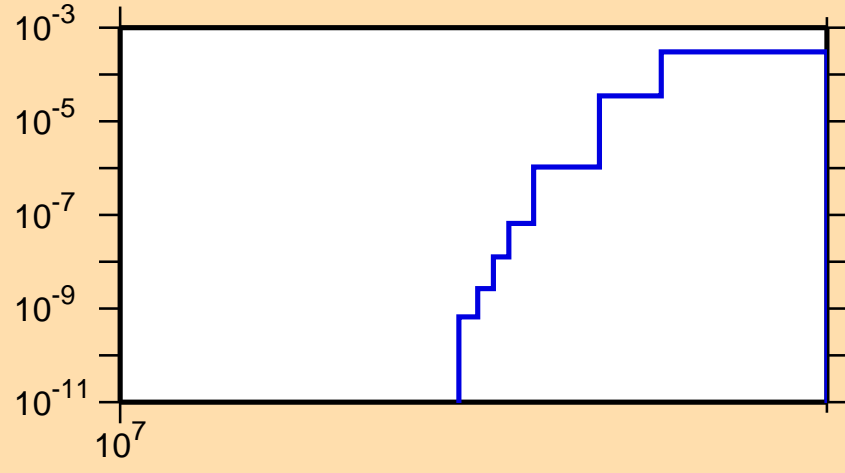


Ordinate scales are % relative standard deviation and barns.

Abscissa scales are energy (eV).

Warning: some uncertainty data were suppressed.

$\sigma$  vs. E for  $^{23}\text{Mg}(n,\text{pt})$



$10^7$

$10^{-11}$

$10^{-9}$

$10^{-7}$

$10^{-5}$

$10^{-3}$

Correlation Matrix



1.0

0.8

0.6

0.4

0.2

0.0

-1.0

-0.8

-0.6

-0.4

-0.2

0.0

$\Delta\sigma/\sigma$  vs. E for  $^{23}\text{Mg}(\text{mt117})$

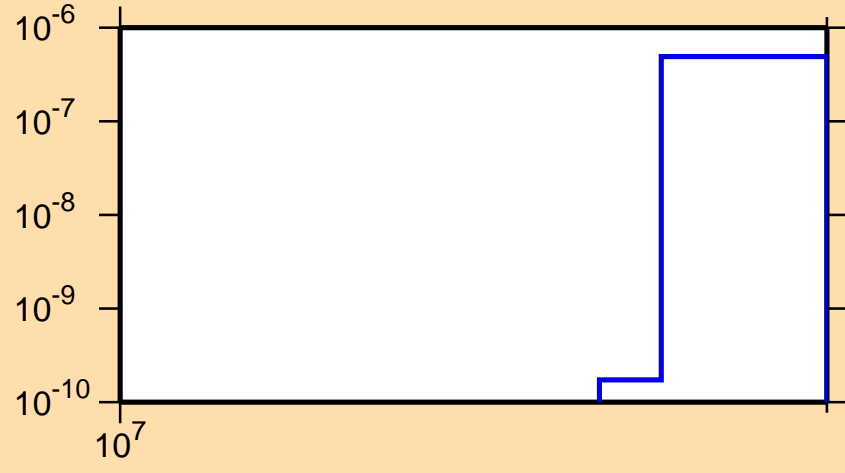


Ordinate scales are % relative standard deviation and barns.

Abscissa scales are energy (eV).

Warning: some uncertainty data were suppressed.

$\sigma$  vs. E for  $^{23}\text{Mg}(\text{mt117})$



$10^7$

$10^{-6}$

$10^{-7}$

$10^{-8}$

$10^{-9}$

$10^{-10}$

Correlation Matrix

