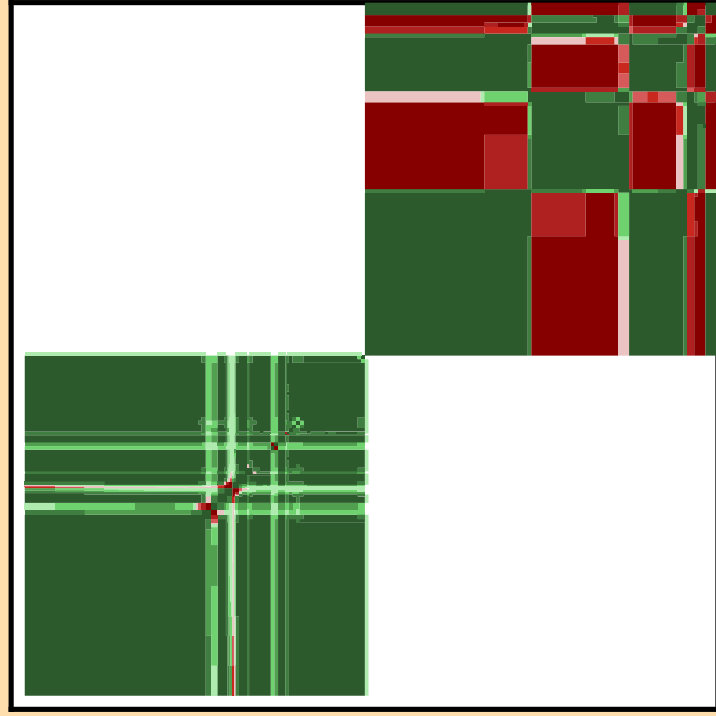
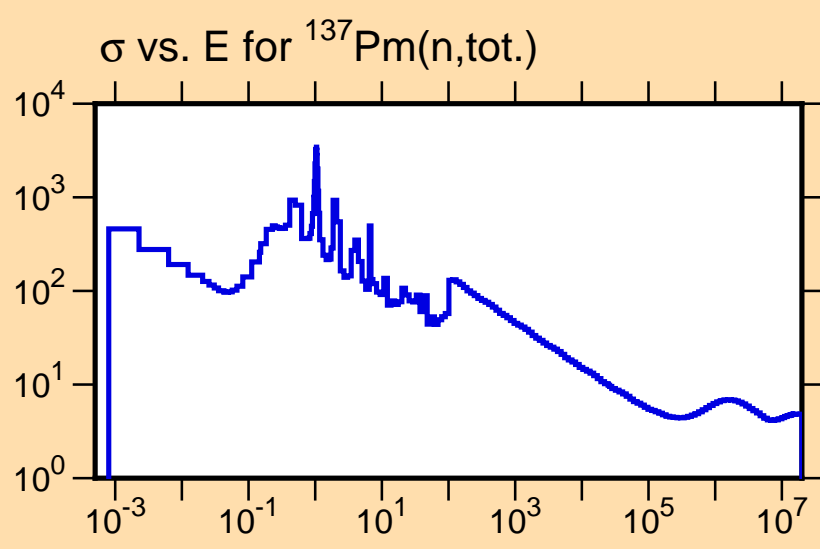


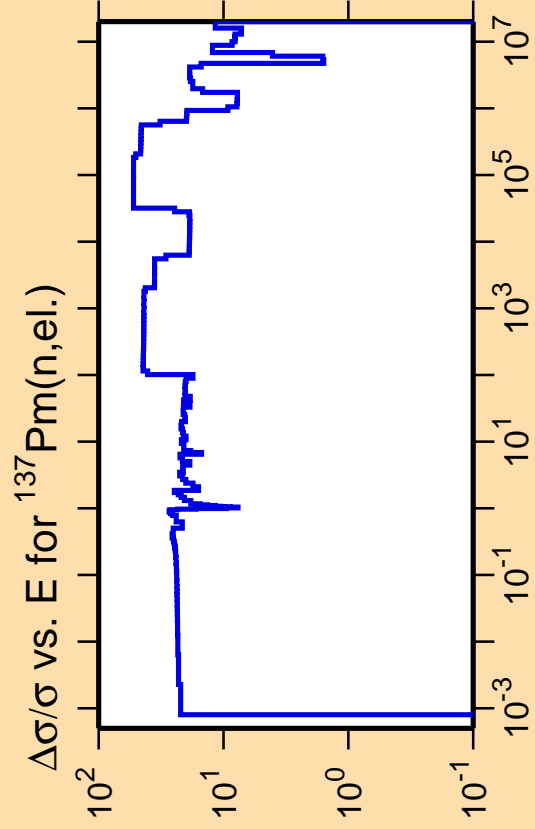
Ordinate scales are % relative standard deviation and barns.

Abscissa scales are energy (eV).




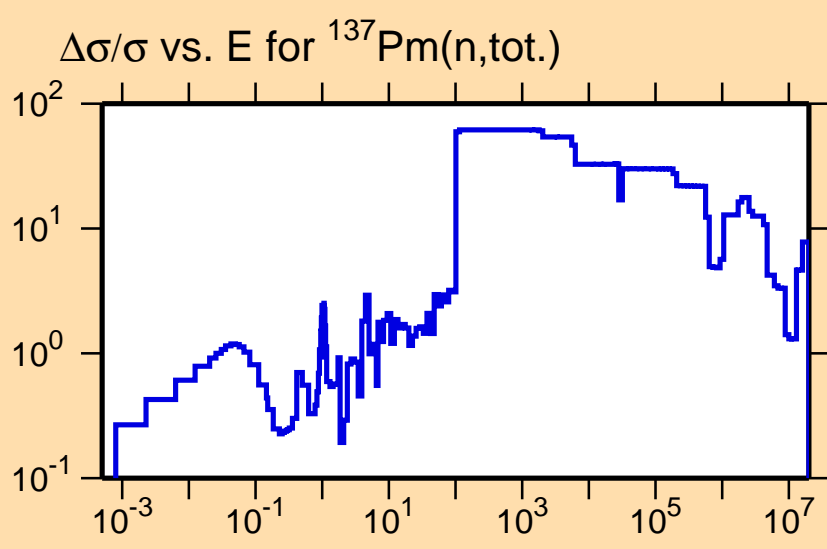
Correlation Matrix





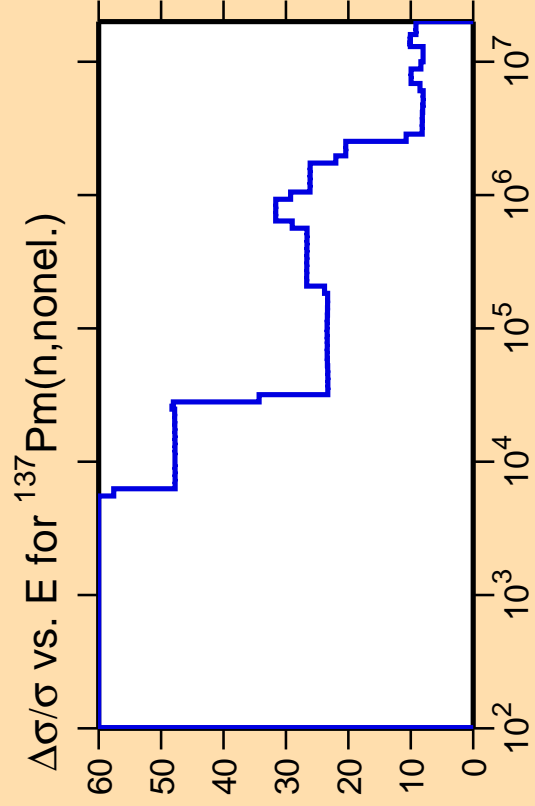
Ordinate scale is %
relative standard deviation.

Abscissa scales are energy (eV).



Correlation Matrix




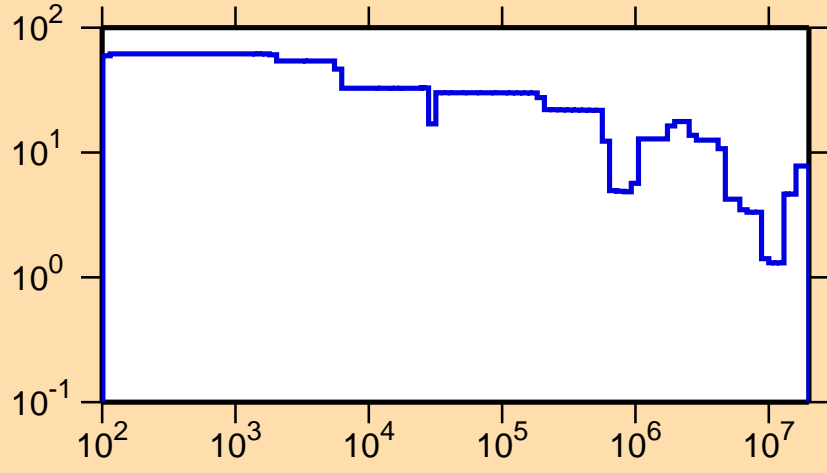


Ordinate scale is %
relative standard deviation.

Abscissa scales are energy (eV).

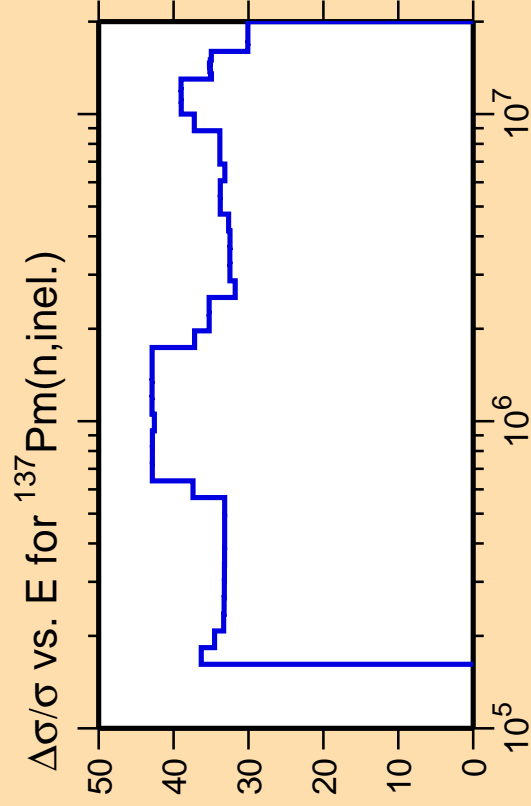
Warning: some uncertainty
data were suppressed.

$\Delta\sigma/\sigma$ vs. E for $^{137}\text{Pm}(n,\text{tot.})$



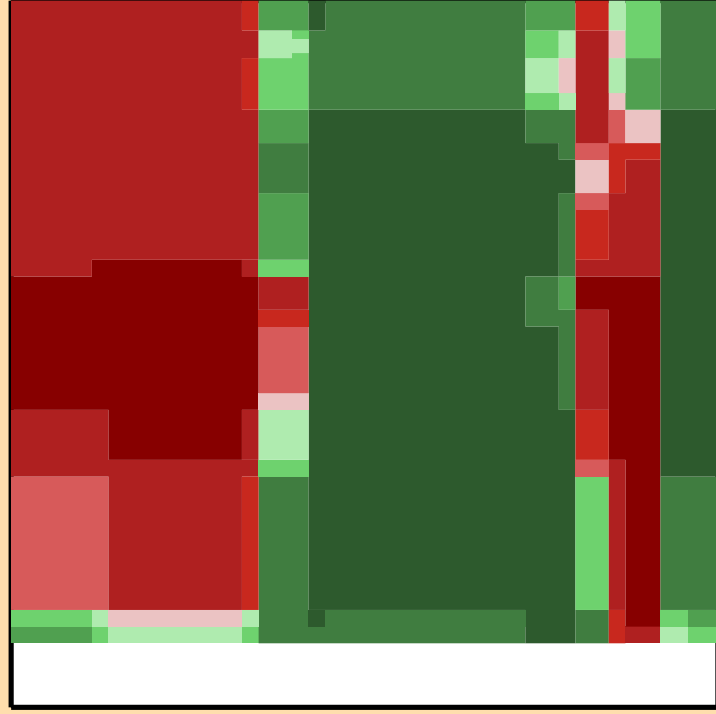
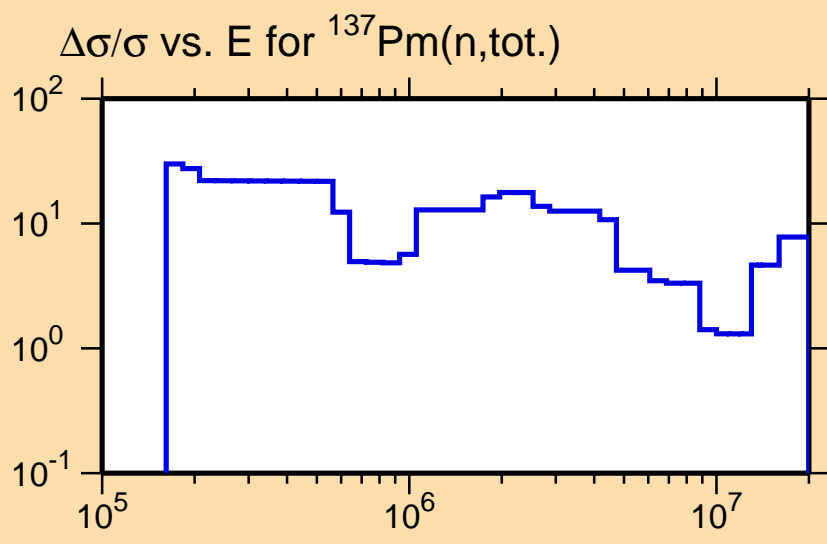
Correlation Matrix





Ordinate scale is %
relative standard deviation.

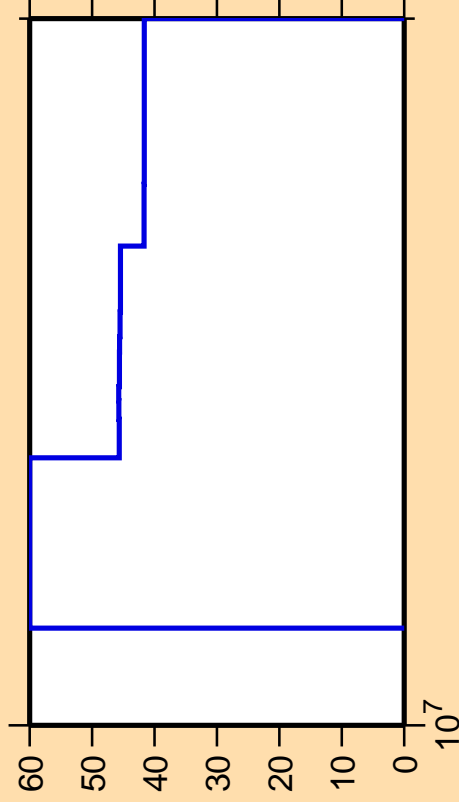
Abscissa scales are energy (eV).



Correlation Matrix



$\Delta\sigma/\sigma$ vs. E for $^{137}\text{Pm}(n,2n)$

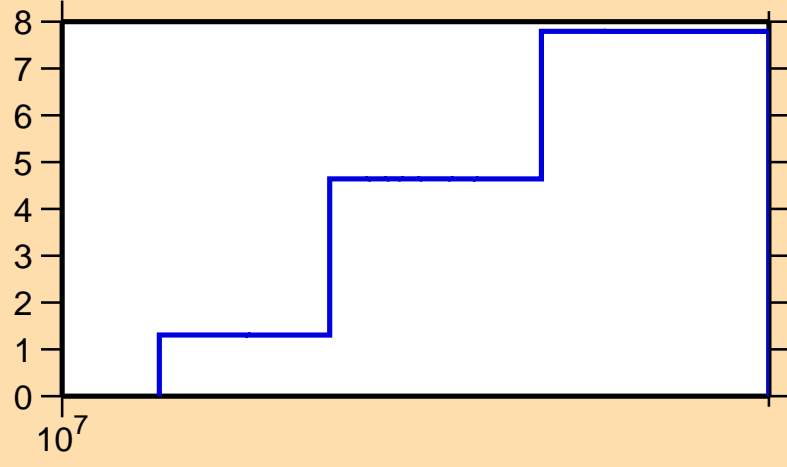


Ordinate scale is %
relative standard deviation.

Abscissa scales are energy (eV).

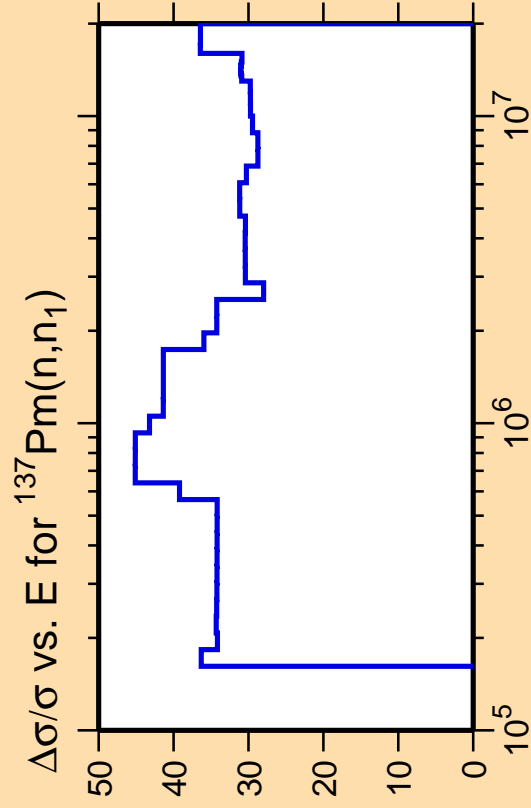
Warning: some uncertainty
data were suppressed.

$\Delta\sigma/\sigma$ vs. E for $^{137}\text{Pm}(n,\text{tot.})$



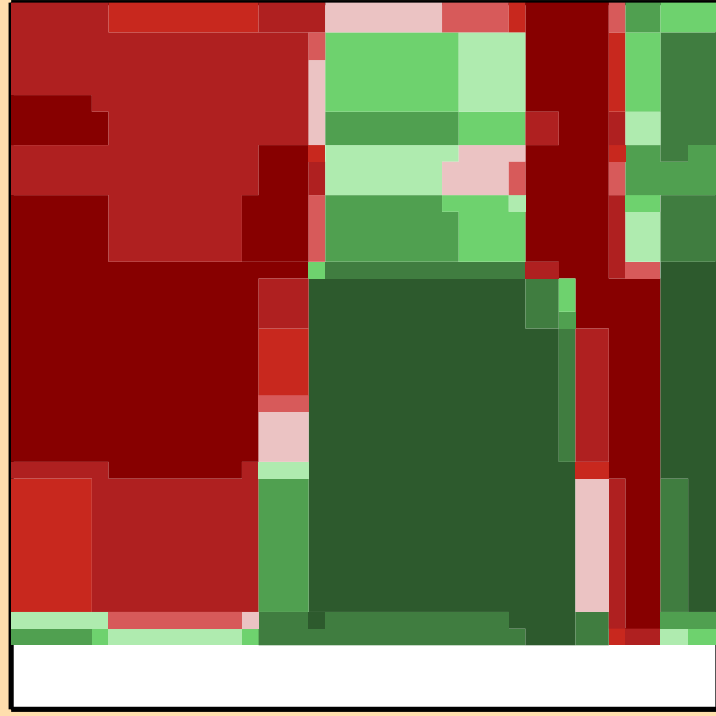
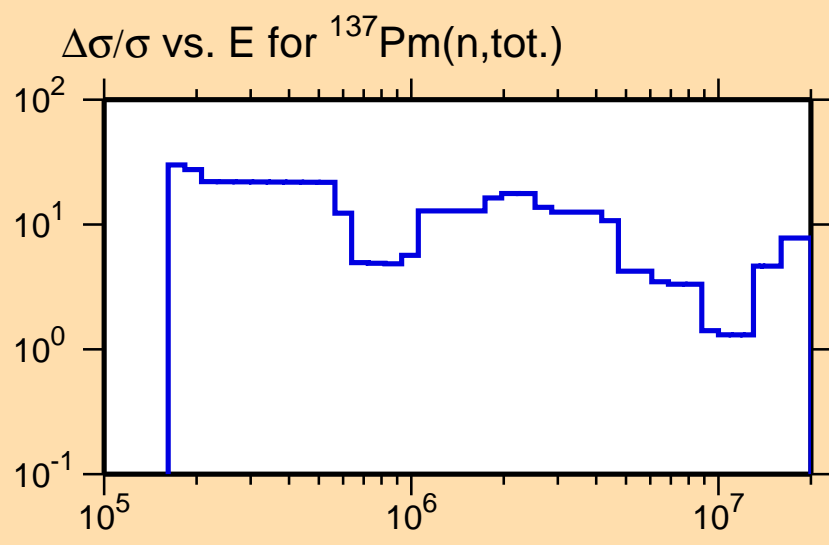
Correlation Matrix





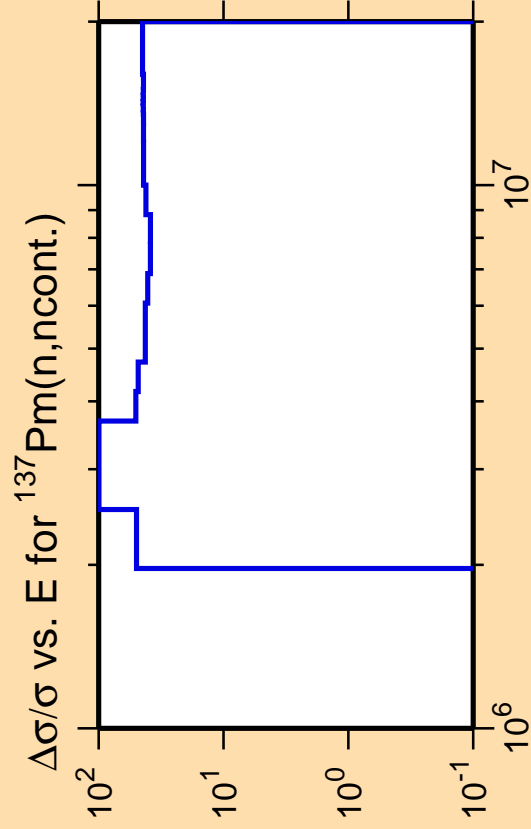
Ordinate scale is %
relative standard deviation.

Abscissa scales are energy (eV).



Correlation Matrix


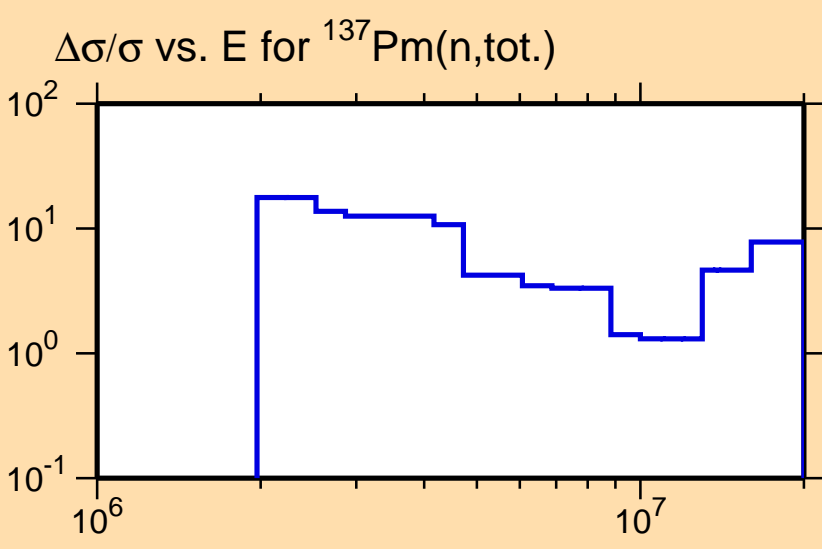




Ordinate scale is %
relative standard deviation.

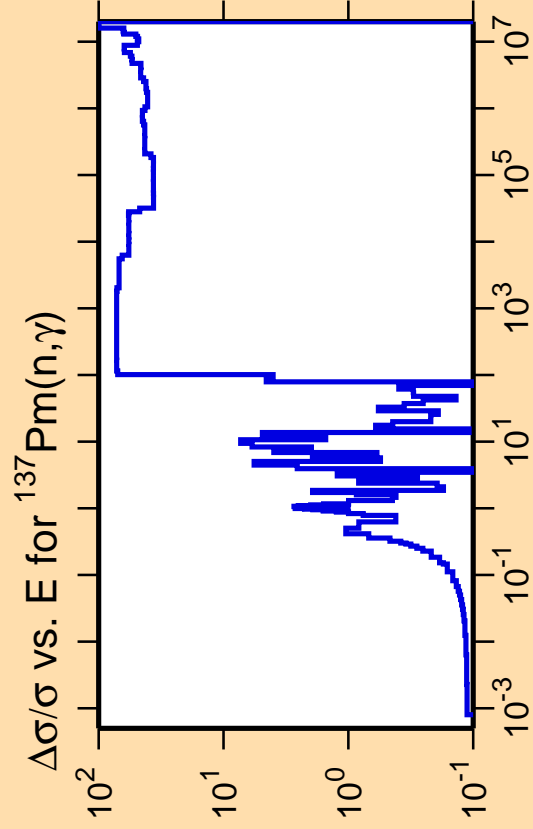
Abscissa scales are energy (eV).

Warning: some uncertainty
data were suppressed.



Correlation Matrix




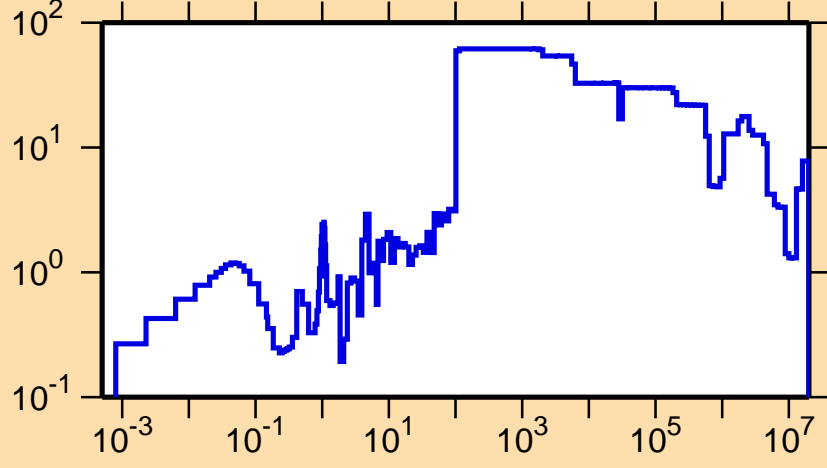


Ordinate scale is %
relative standard deviation.

Abscissa scales are energy (eV).

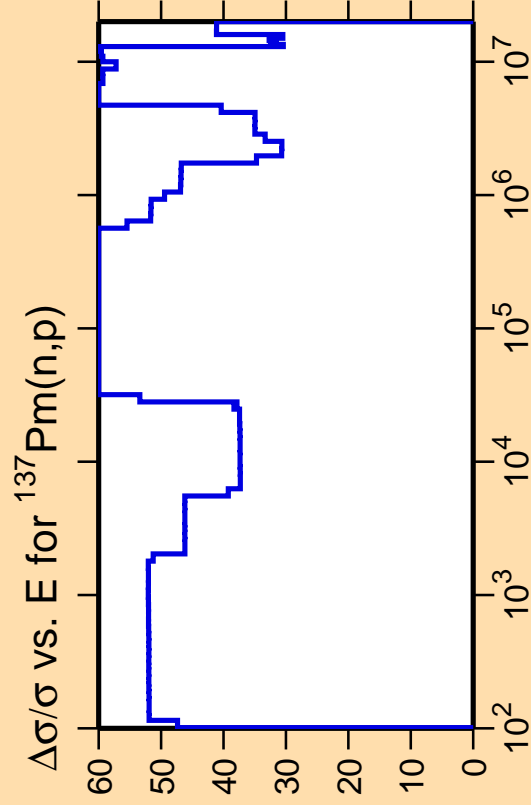
Warning: some uncertainty
data were suppressed.

$\Delta\sigma/\sigma$ vs. E for $^{137}\text{Pm}(n,\text{tot.})$



Correlation Matrix



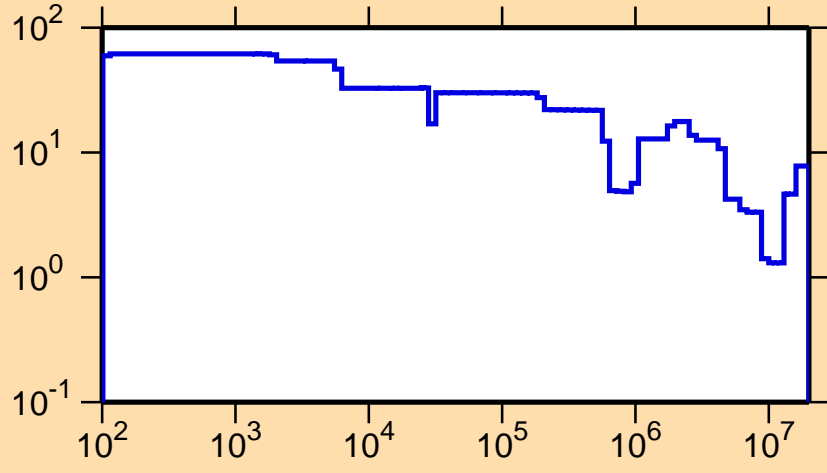


Ordinate scale is %
relative standard deviation.

Abscissa scales are energy (eV).

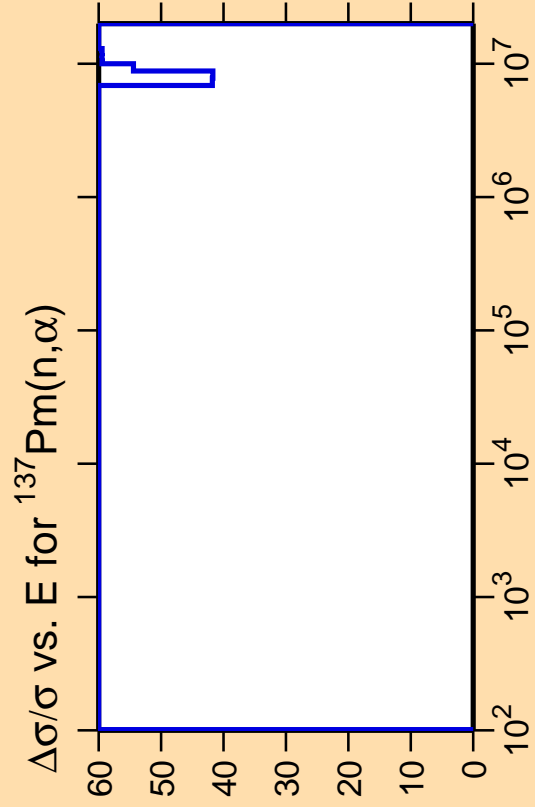
Warning: some uncertainty
data were suppressed.

$\Delta\sigma/\sigma$ vs. E for $^{137}\text{Pm}(n,\text{tot.})$



Correlation Matrix



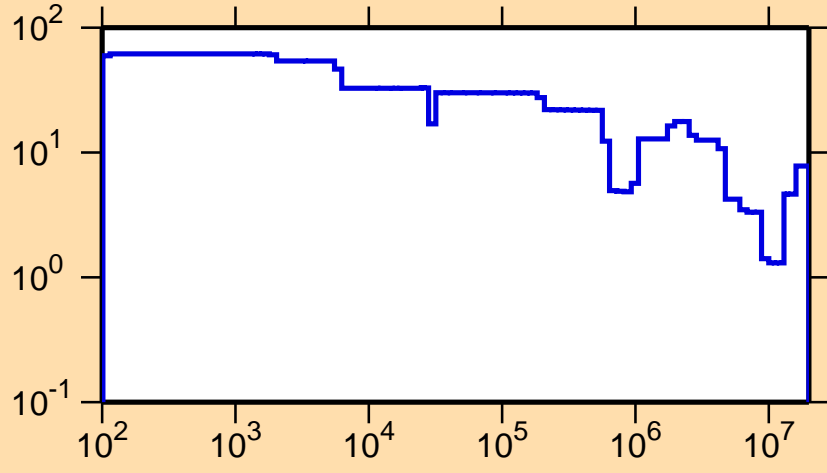


Ordinate scale is %
relative standard deviation.

Abscissa scales are energy (eV).

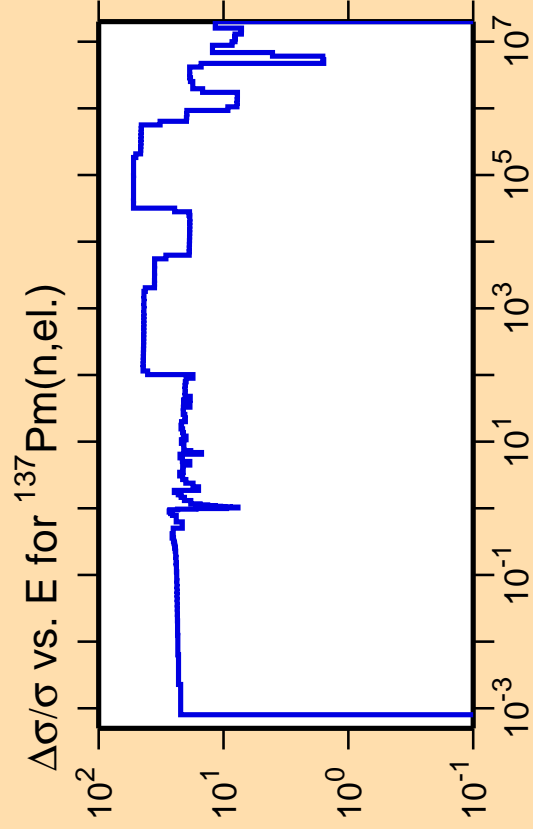
Warning: some uncertainty
data were suppressed.

$\Delta\sigma/\sigma$ vs. E for $^{137}\text{Pm}(n,\text{tot.})$




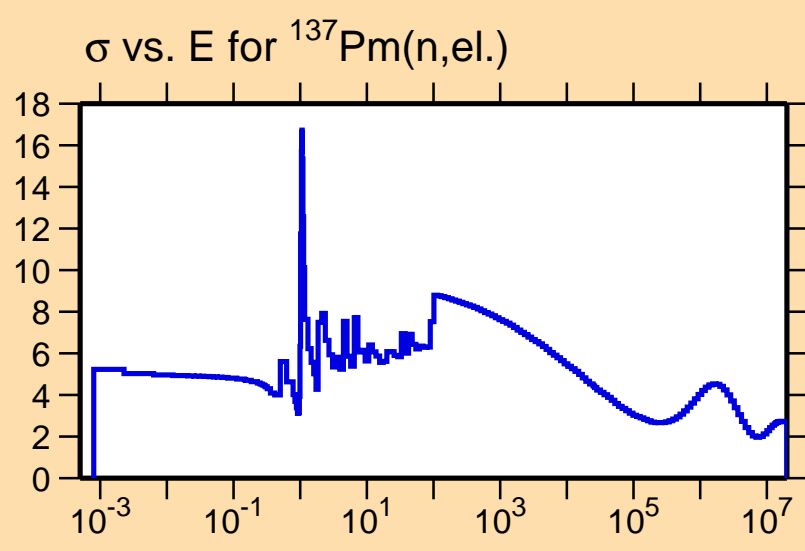
Correlation Matrix





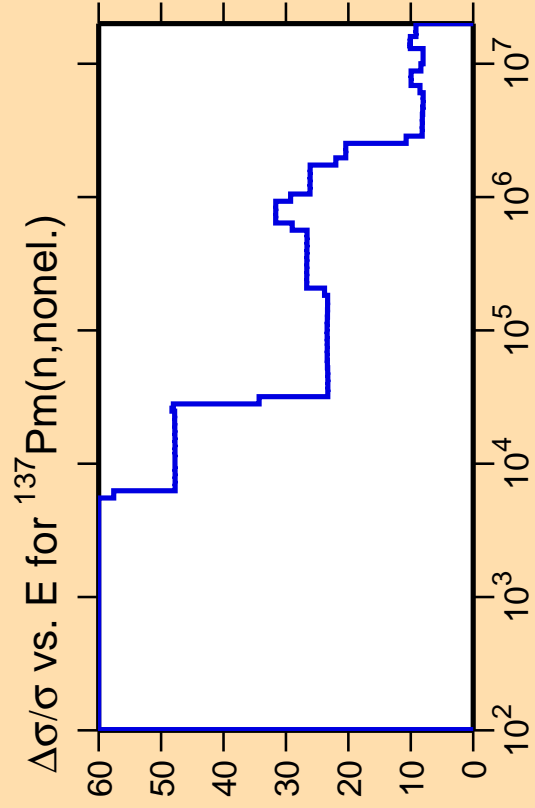
Ordinate scales are % relative standard deviation and barns.

Abscissa scales are energy (eV).



Correlation Matrix



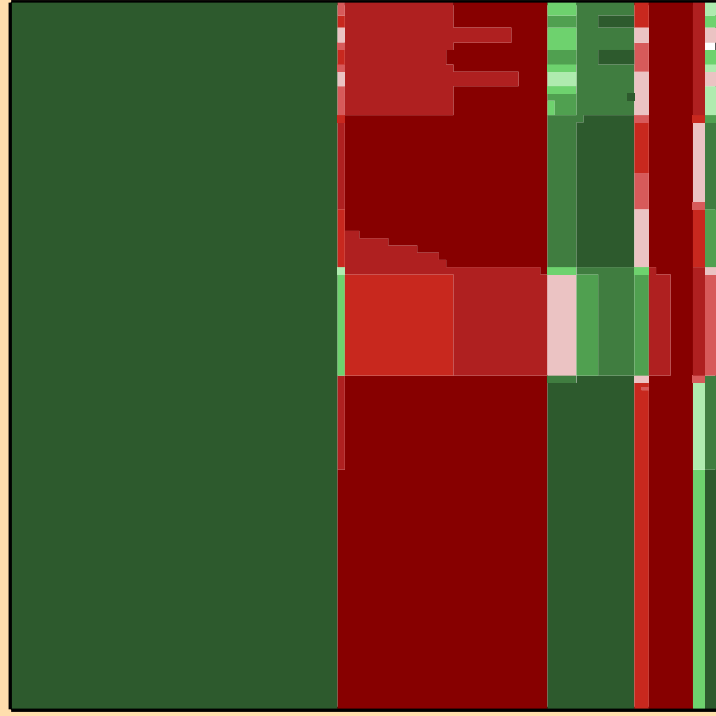
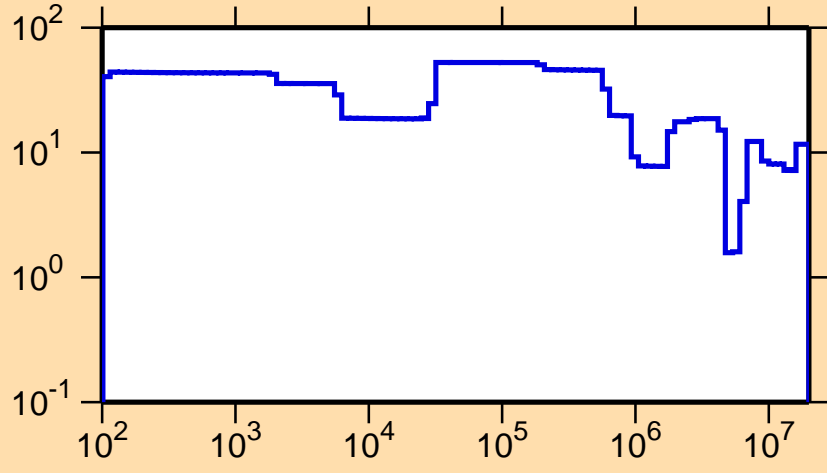


Ordinate scale is %
relative standard deviation.

Abscissa scales are energy (eV).

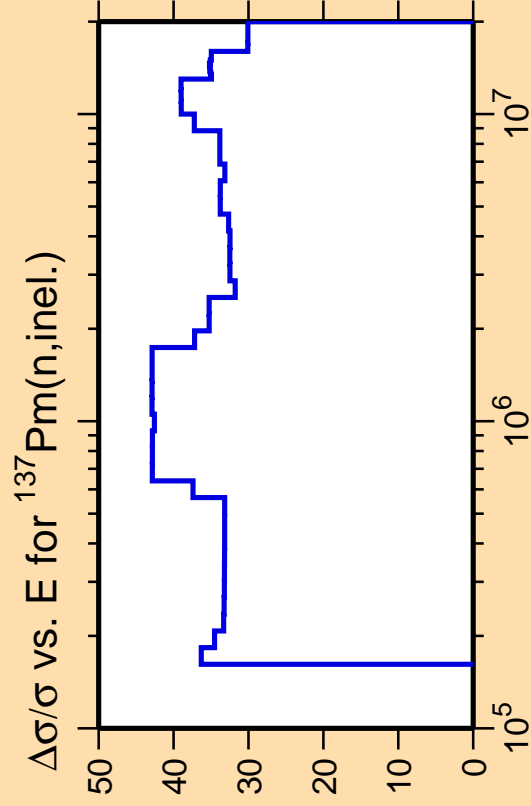
Warning: some uncertainty
data were suppressed.

$\Delta\sigma/\sigma$ vs. E for $^{137}\text{Pm}(n,\text{el.})$



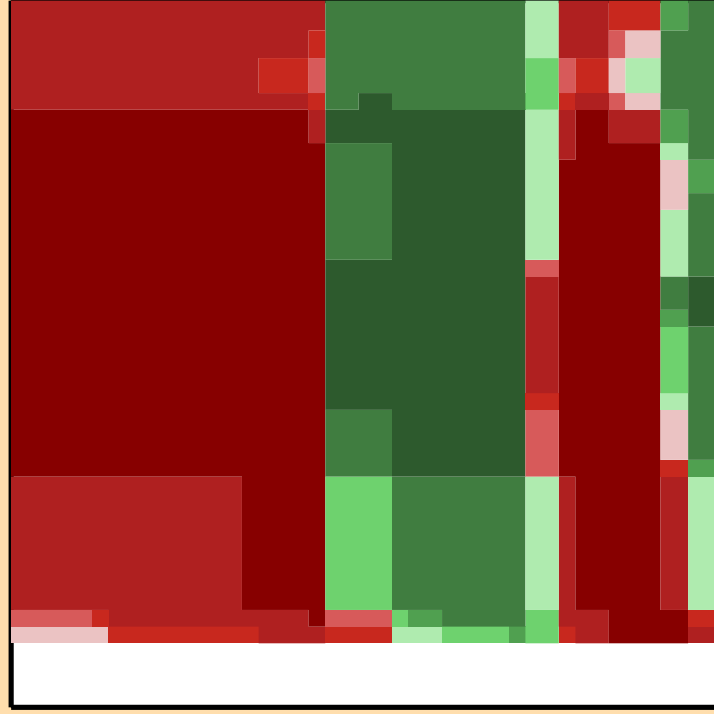
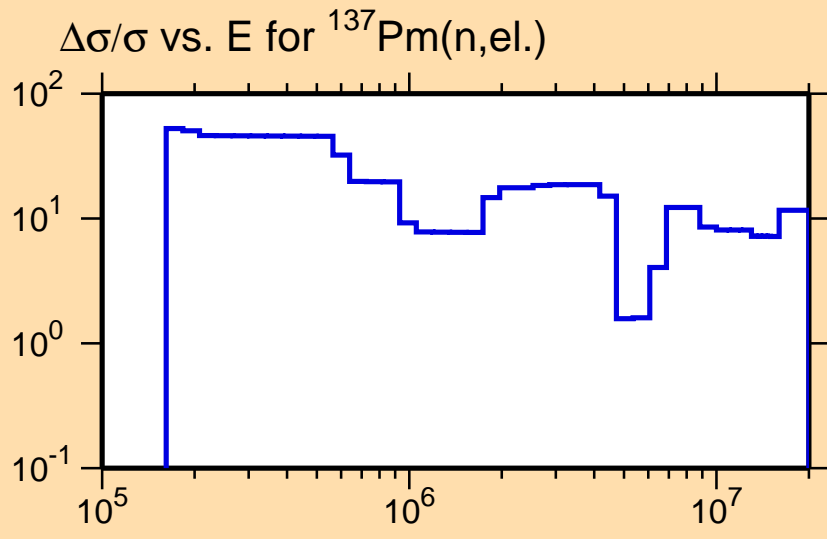
Correlation Matrix





Ordinate scale is %
relative standard deviation.

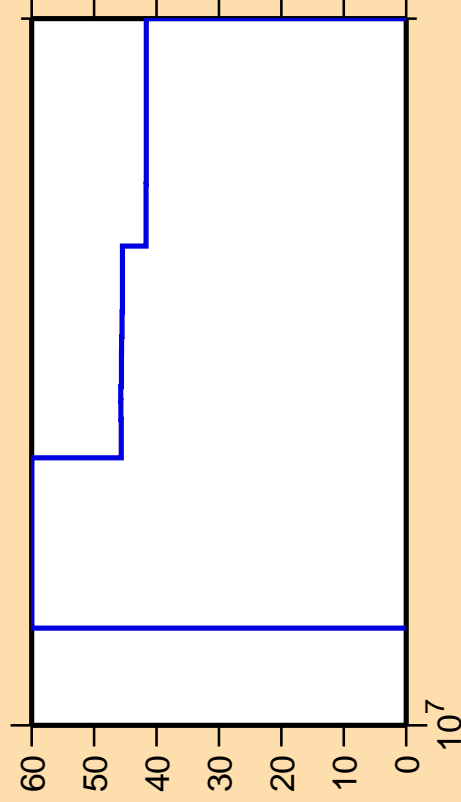
Abscissa scales are energy (eV).



Correlation Matrix



$\Delta\sigma/\sigma$ vs. E for $^{137}\text{Pm}(n,2n)$


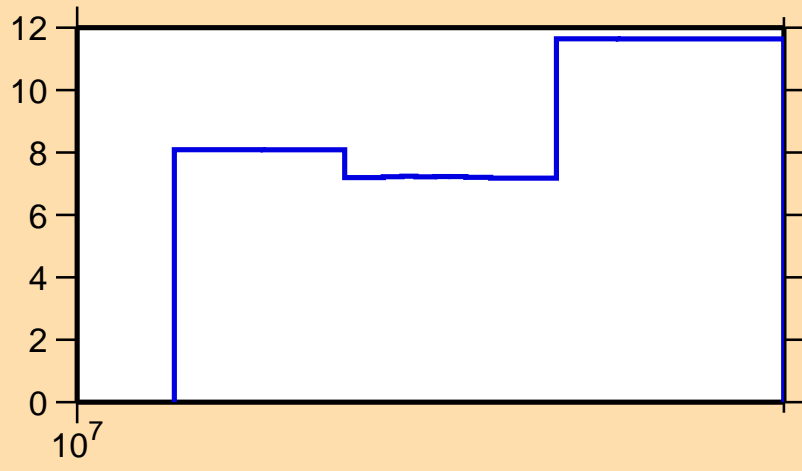


Ordinate scale is %
relative standard deviation.

Abscissa scales are energy (eV).

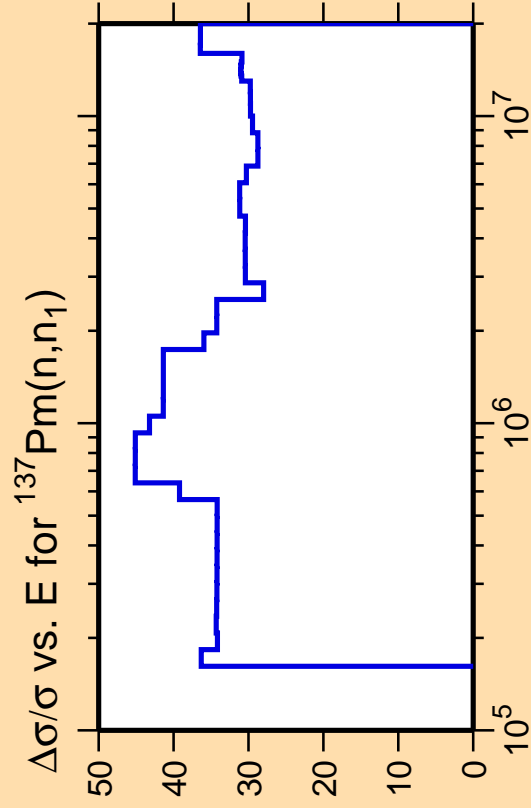
Warning: some uncertainty
data were suppressed.

$\Delta\sigma/\sigma$ vs. E for $^{137}\text{Pm}(n,\text{el.})$



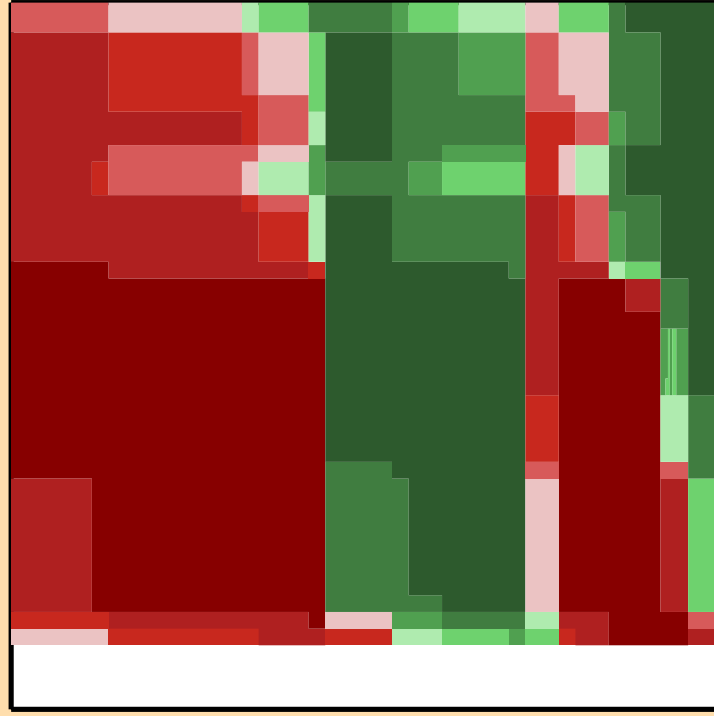
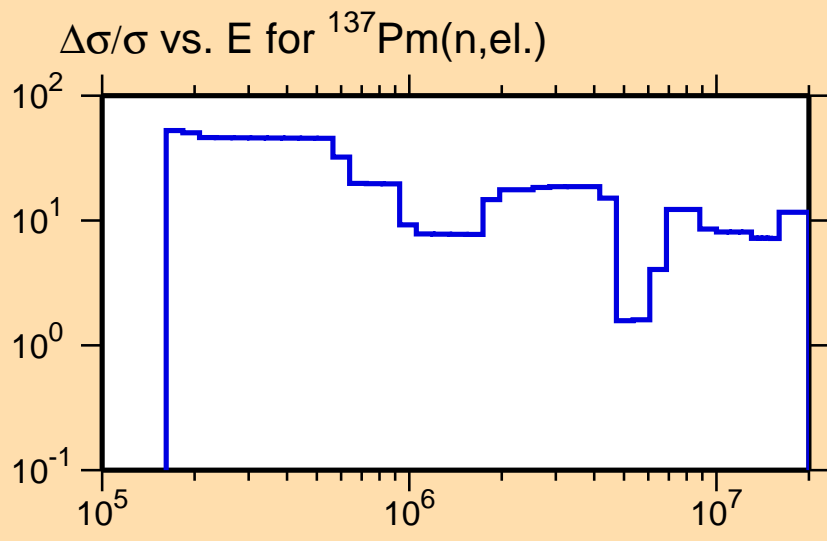
Correlation Matrix





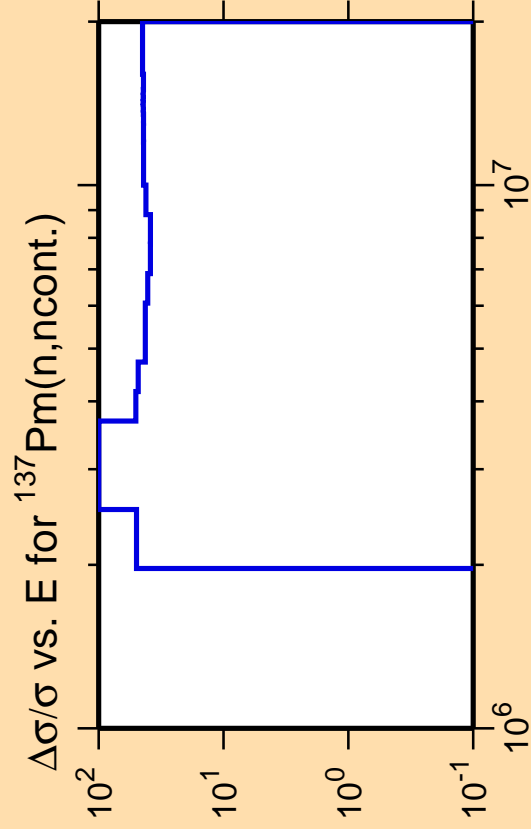
Ordinate scale is %
relative standard deviation.

Abscissa scales are energy (eV).



Correlation Matrix


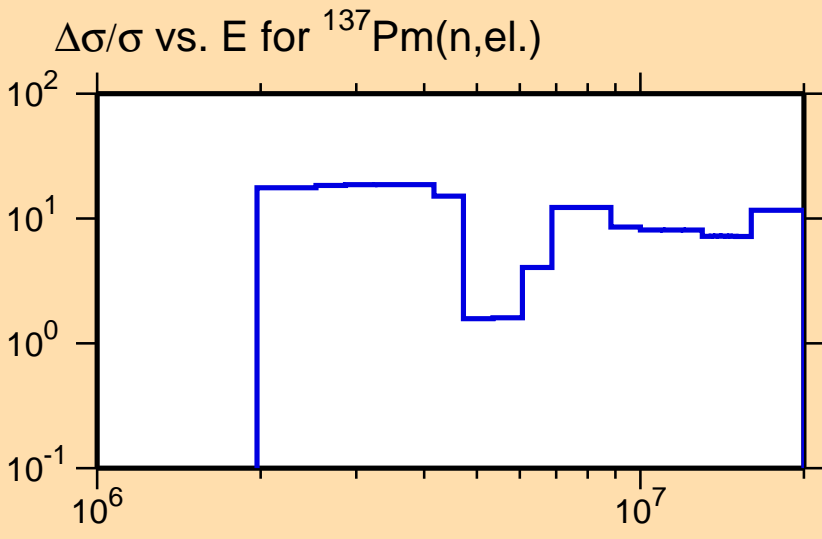




Ordinate scale is %
relative standard deviation.

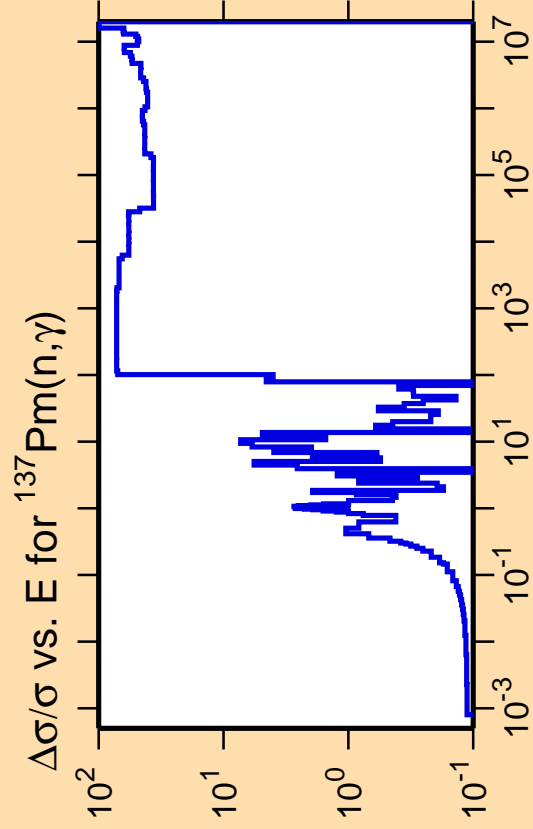
Abscissa scales are energy (eV).

Warning: some uncertainty
data were suppressed.



Correlation Matrix




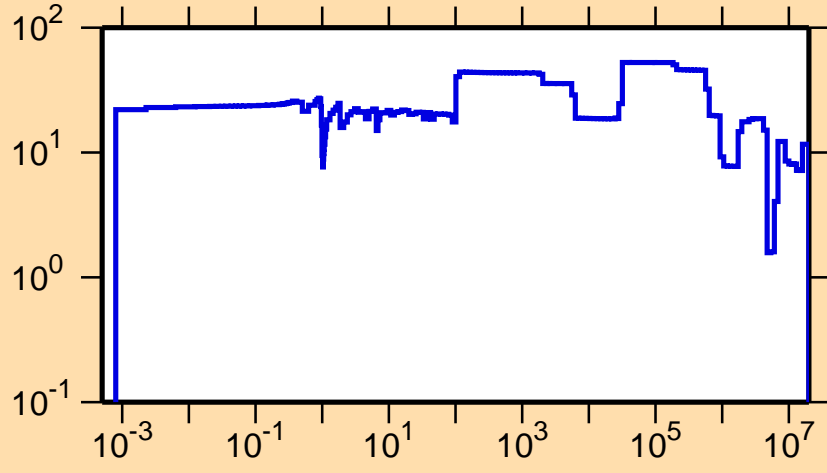


Ordinate scale is %
relative standard deviation.

Abscissa scales are energy (eV).

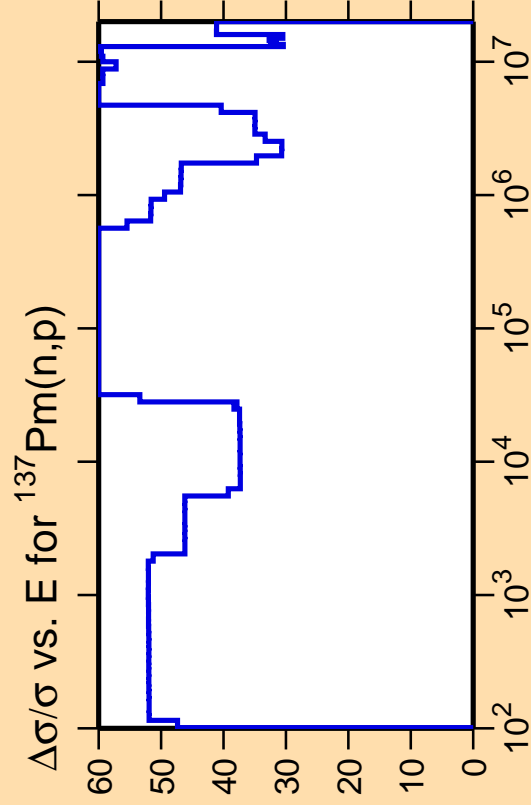
Warning: some uncertainty
data were suppressed.

$\Delta\sigma/\sigma$ vs. E for $^{137}\text{Pm}(n,\text{el.})$



Correlation Matrix




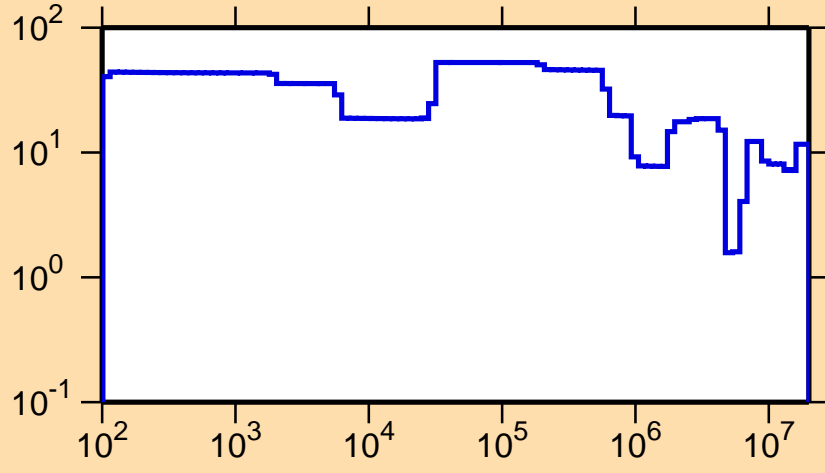


Ordinate scale is %
relative standard deviation.

Abscissa scales are energy (eV).

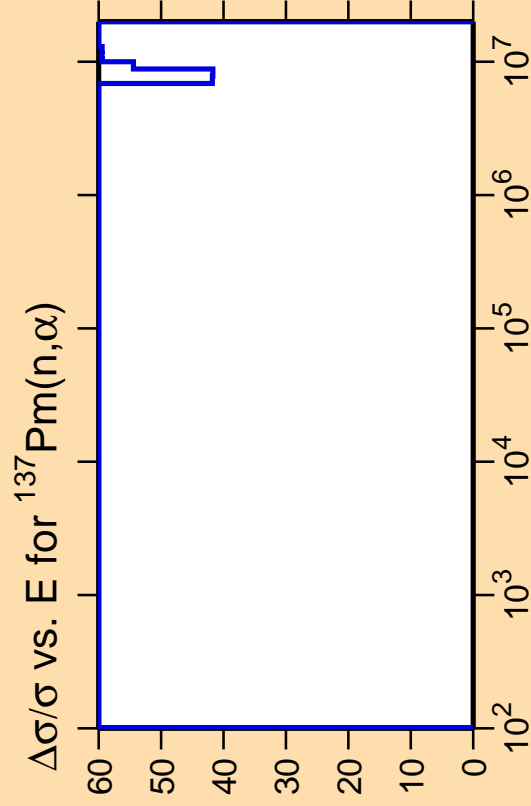
Warning: some uncertainty
data were suppressed.

$\Delta\sigma/\sigma$ vs. E for $^{137}\text{Pm}(n,el.)$



Correlation Matrix

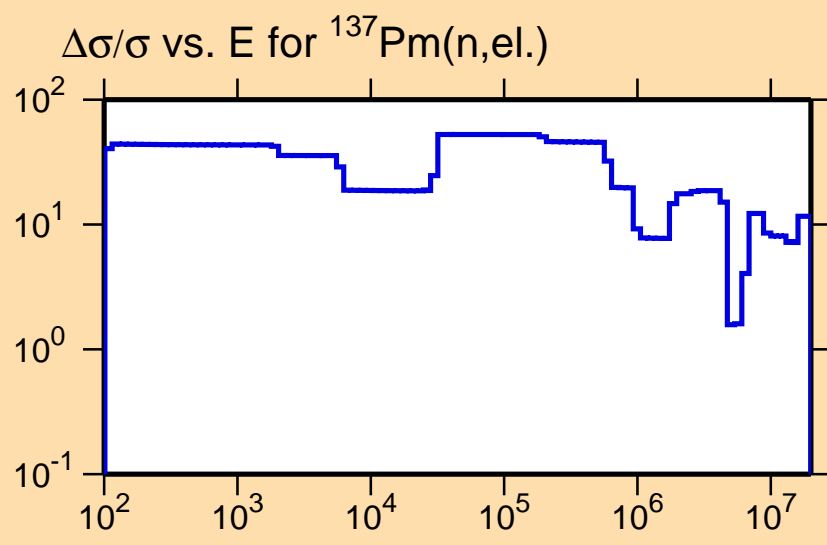




Ordinate scale is %
relative standard deviation.

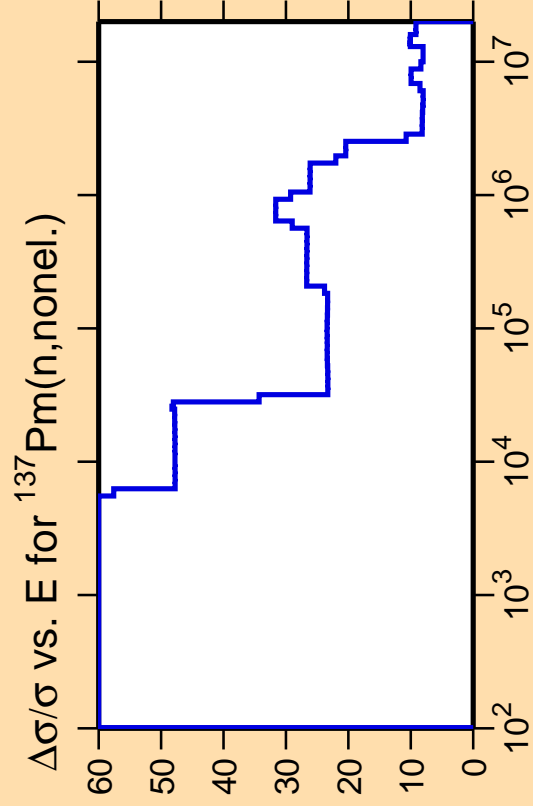
Abscissa scales are energy (eV).

Warning: some uncertainty
data were suppressed.



Correlation Matrix


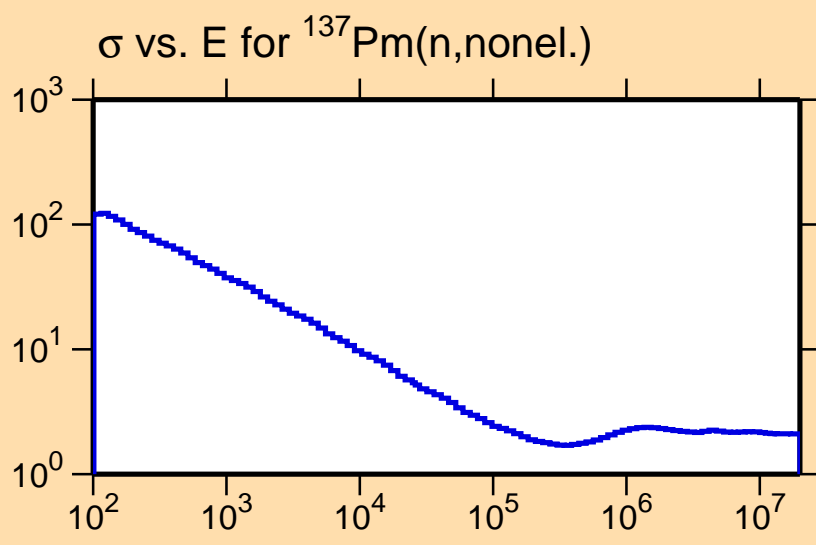




Ordinate scales are % relative standard deviation and barns.

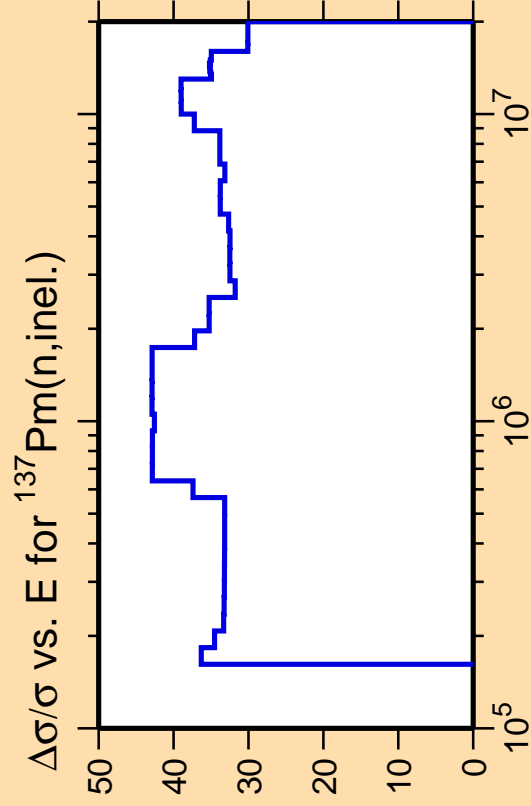
Abscissa scales are energy (eV).

Warning: some uncertainty data were suppressed.



Correlation Matrix

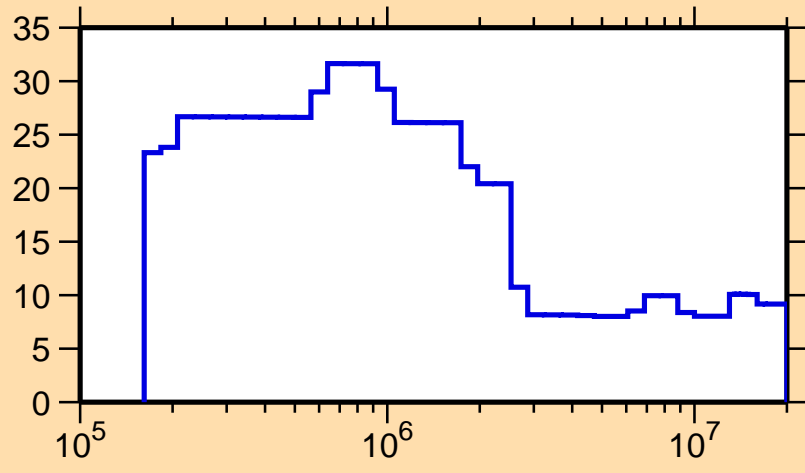




Ordinate scale is %
relative standard deviation.

Abscissa scales are energy (eV).

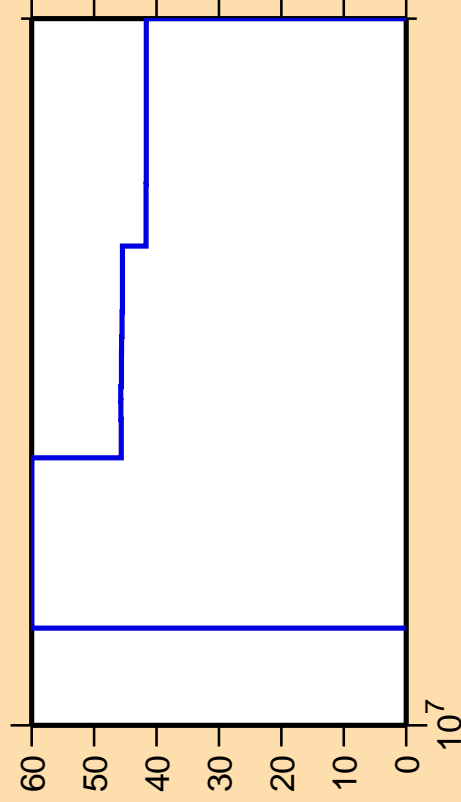
$\Delta\sigma/\sigma$ vs. E for $^{137}\text{Pm}(n,\text{nonel.})$



Correlation Matrix



$\Delta\sigma/\sigma$ vs. E for $^{137}\text{Pm}(n,2n)$


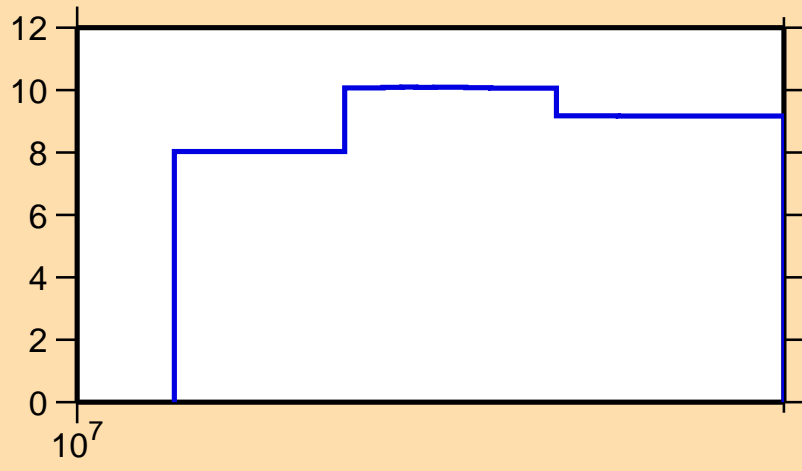


Ordinate scale is %
relative standard deviation.

Abscissa scales are energy (eV).

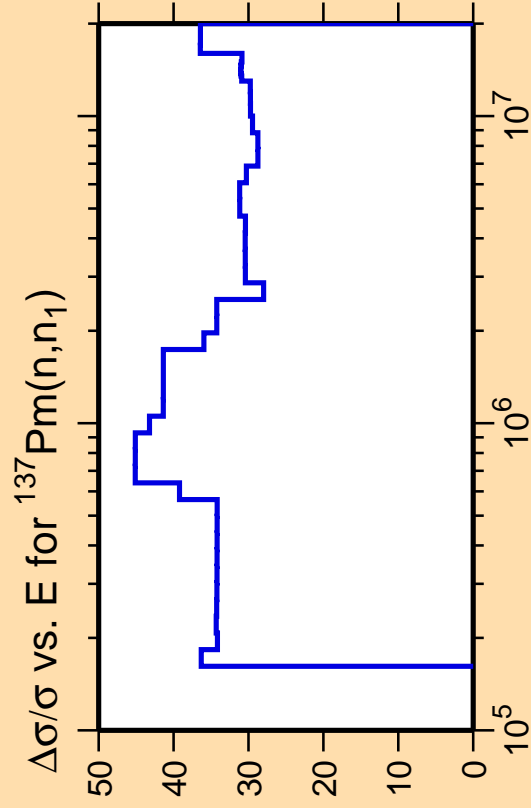
Warning: some uncertainty
data were suppressed.

$\Delta\sigma/\sigma$ vs. E for $^{137}\text{Pm}(n,\text{nonel.})$



Correlation Matrix


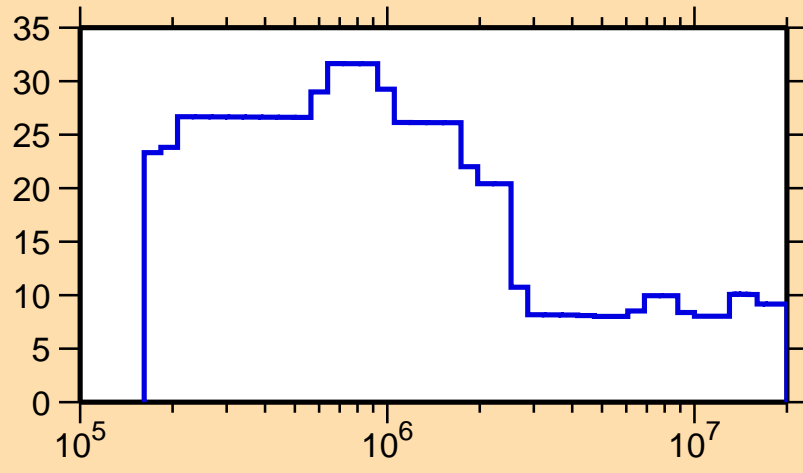




Ordinate scale is %
relative standard deviation.

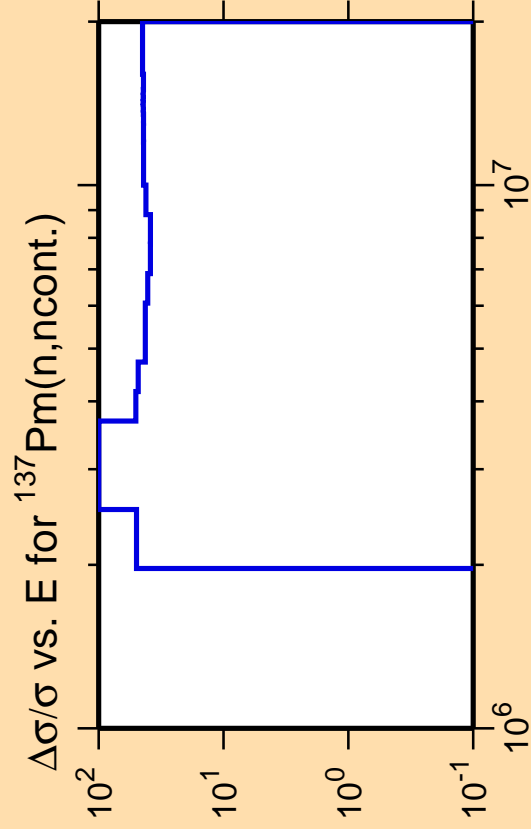
Abcissa scales are energy (eV).

$\Delta\sigma/\sigma$ vs. E for $^{137}\text{Pm}(n,\text{nonel.})$



Correlation Matrix



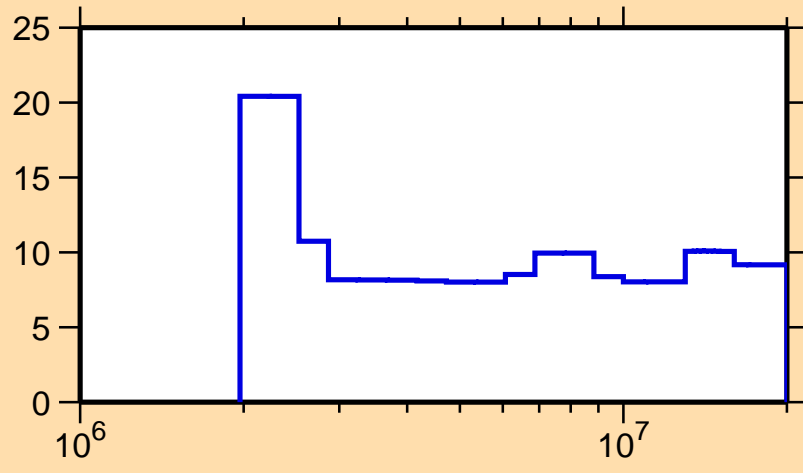


Ordinate scale is %
relative standard deviation.

Abscissa scales are energy (eV).

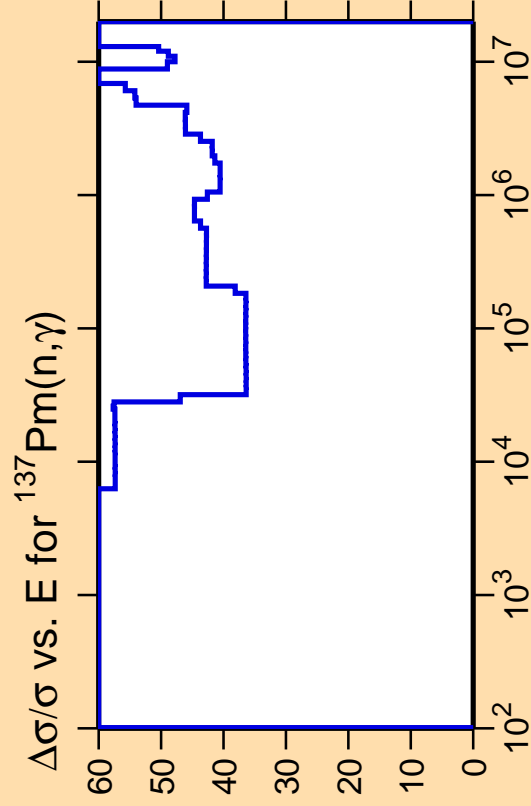
Warning: some uncertainty
data were suppressed.

$\Delta\sigma/\sigma$ vs. E for $^{137}\text{Pm}(n,\text{nonel.})$



Correlation Matrix




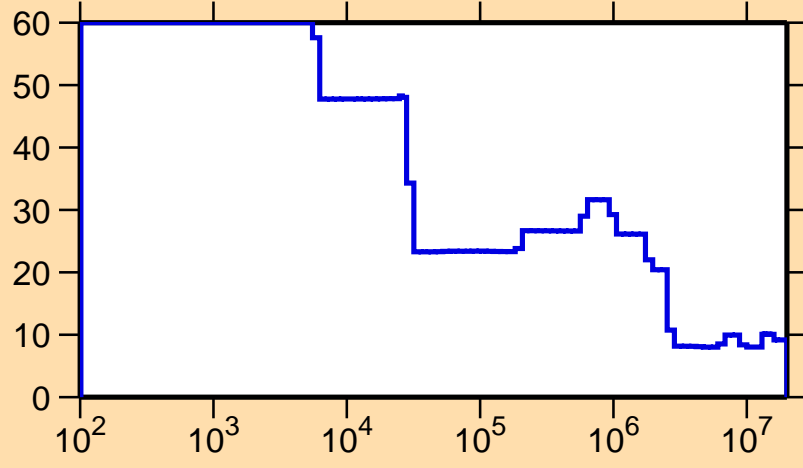


Ordinate scale is %
relative standard deviation.

Abscissa scales are energy (eV).

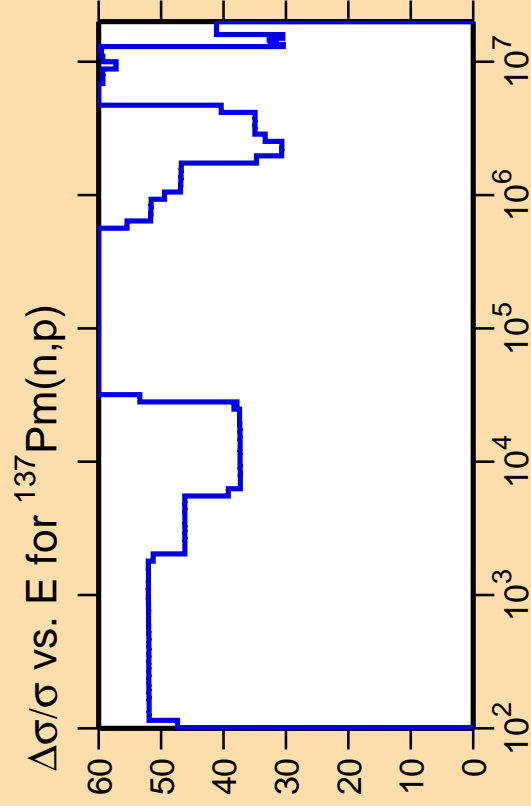
Warning: some uncertainty
data were suppressed.

$\Delta\sigma/\sigma$ vs. E for $^{137}\text{Pm}(n,\text{nonel.})$



Correlation Matrix



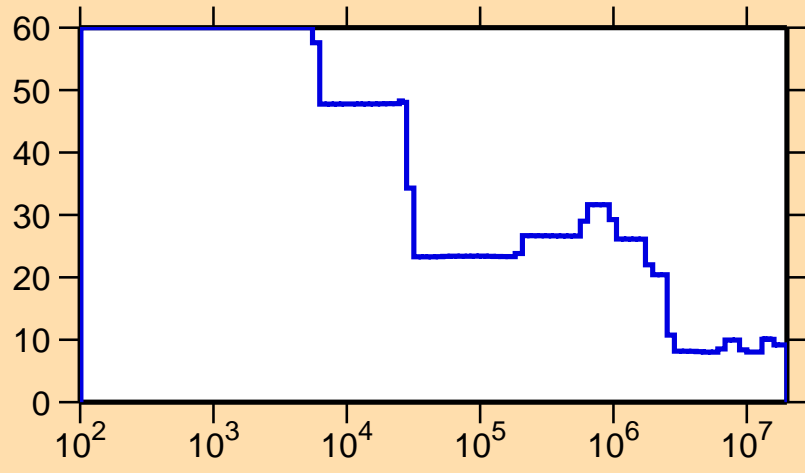


Ordinate scale is %
relative standard deviation.

Abscissa scales are energy (eV).

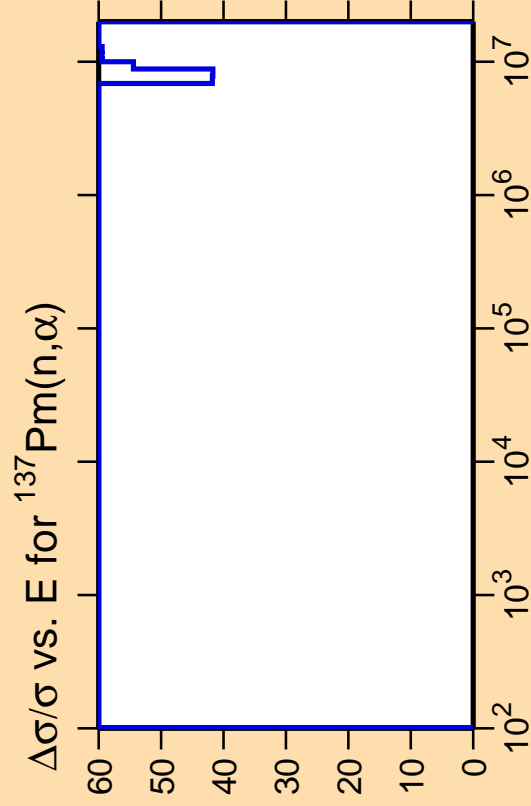
Warning: some uncertainty
data were suppressed.

$\Delta\sigma/\sigma$ vs. E for $^{137}\text{Pm}(n,\text{nonel.})$



Correlation Matrix




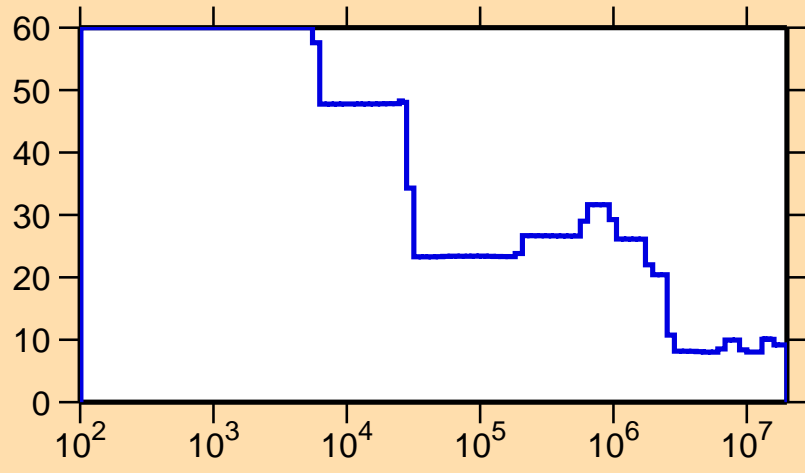


Ordinate scale is %
relative standard deviation.

Abscissa scales are energy (eV).

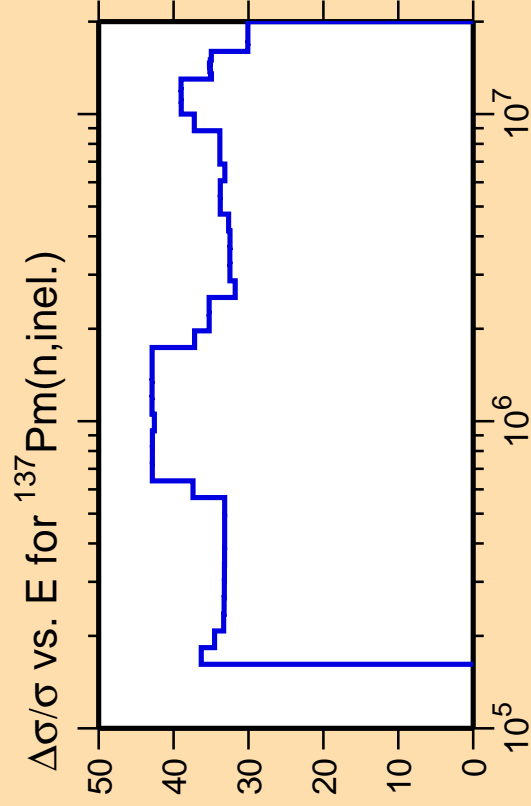
Warning: some uncertainty
data were suppressed.

$\Delta\sigma/\sigma$ vs. E for $^{137}\text{Pm}(n,\text{nonel.})$




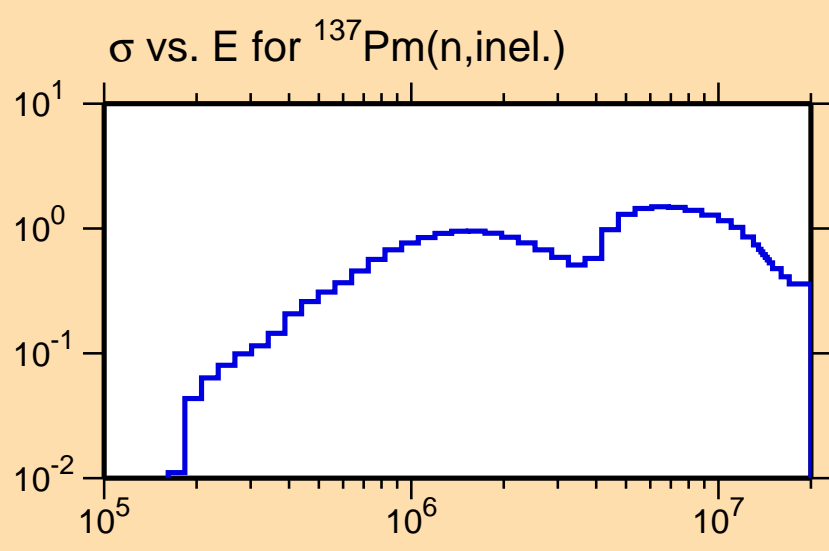
Correlation Matrix





Ordinate scales are % relative standard deviation and barns.

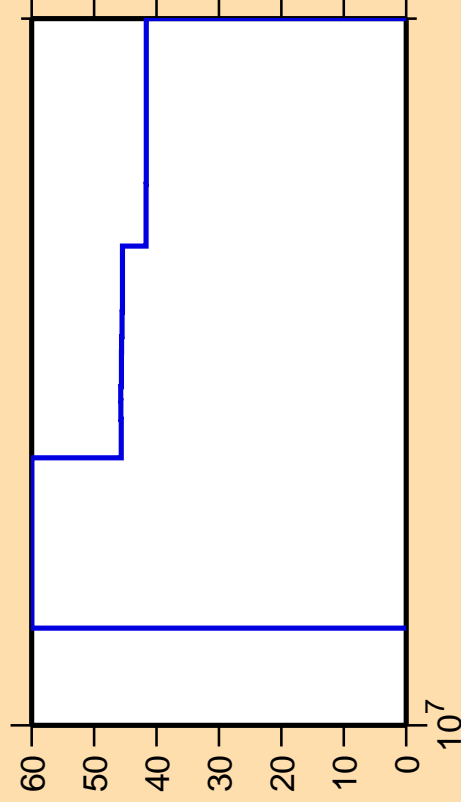
Abscissa scales are energy (eV).



Correlation Matrix



$\Delta\sigma/\sigma$ vs. E for $^{137}\text{Pm}(n,2n)$


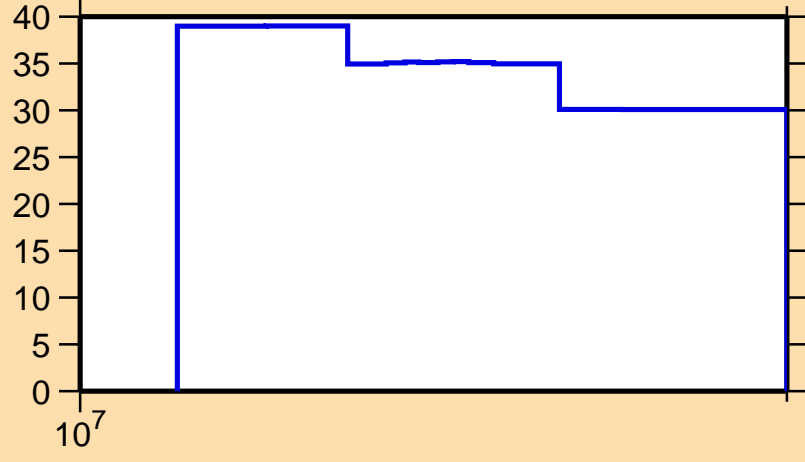


Ordinate scale is %
relative standard deviation.

Abscissa scales are energy (eV).

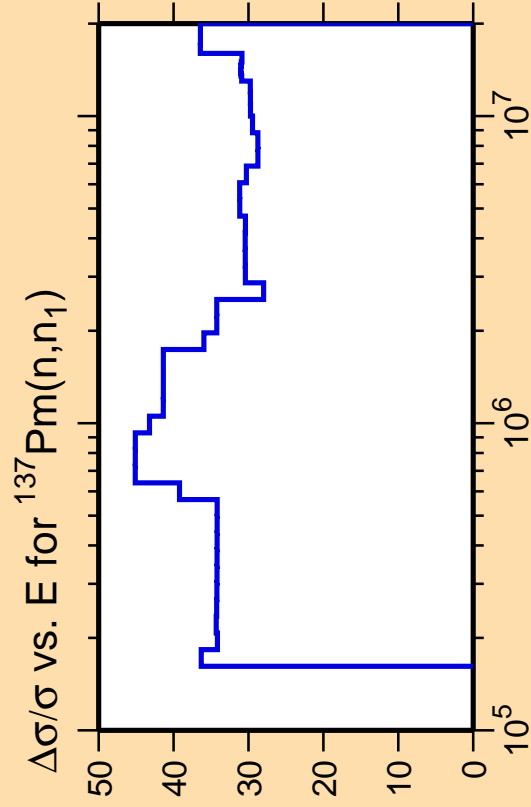
Warning: some uncertainty
data were suppressed.

$\Delta\sigma/\sigma$ vs. E for $^{137}\text{Pm}(n,\text{inel.})$



Correlation Matrix

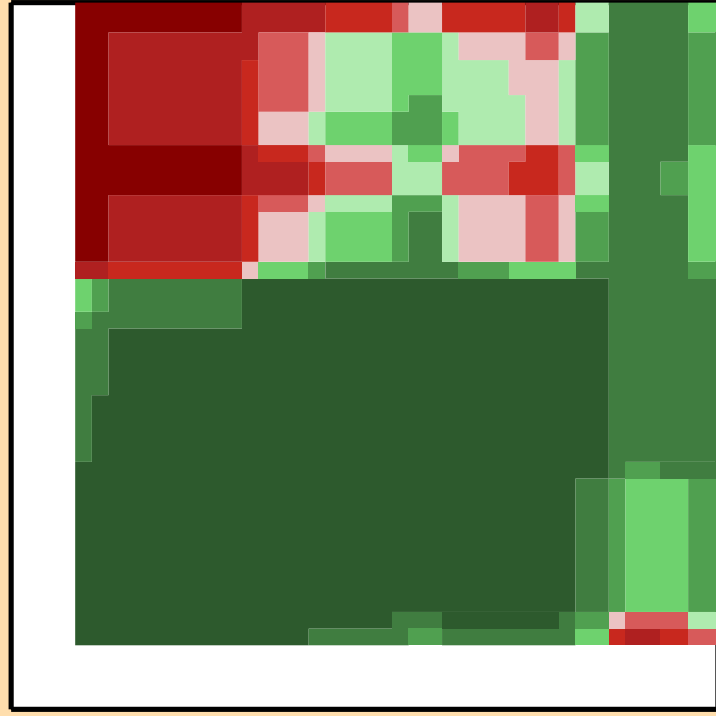
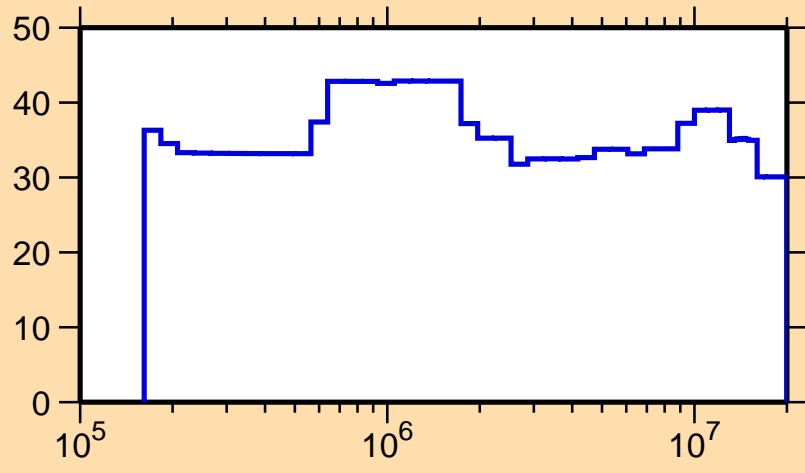




Ordinate scale is %
relative standard deviation.

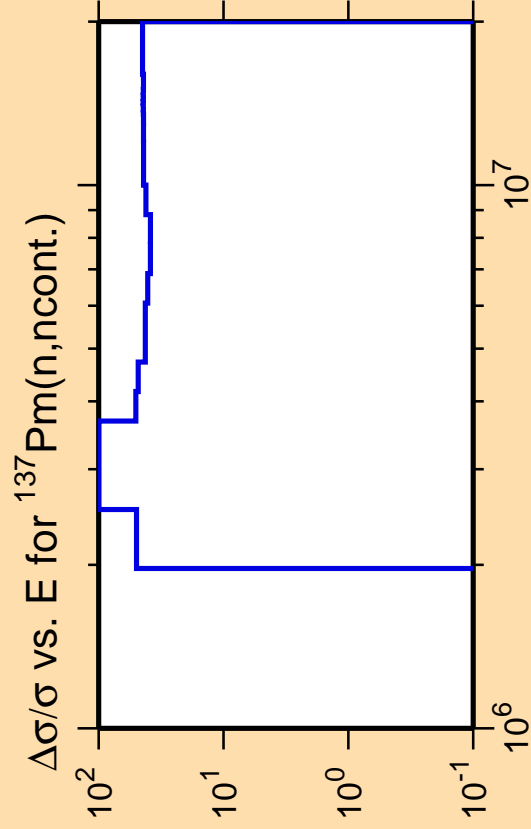
Abcissa scales are energy (eV).

$\Delta\sigma/\sigma$ vs. E for $^{137}\text{Pm}(n,\text{inel.})$



Correlation Matrix

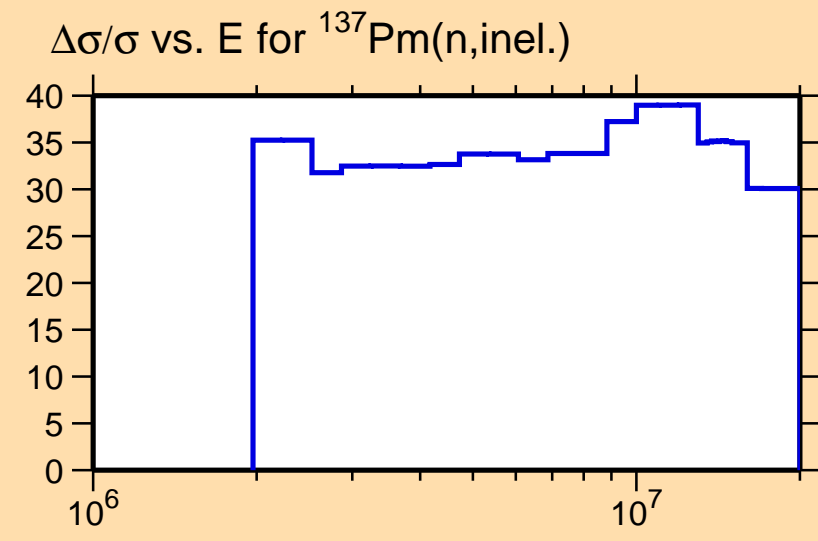




Ordinate scale is %
relative standard deviation.

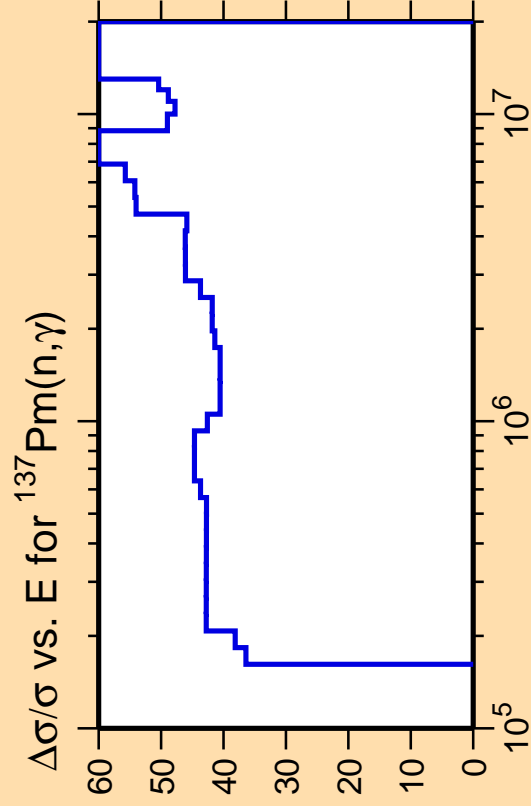
Abscissa scales are energy (eV).

Warning: some uncertainty
data were suppressed.



Correlation Matrix




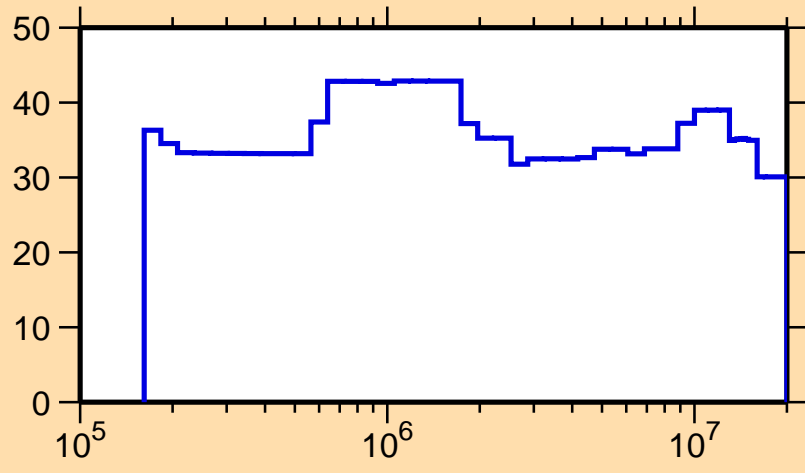


Ordinate scale is %
relative standard deviation.

Abscissa scales are energy (eV).

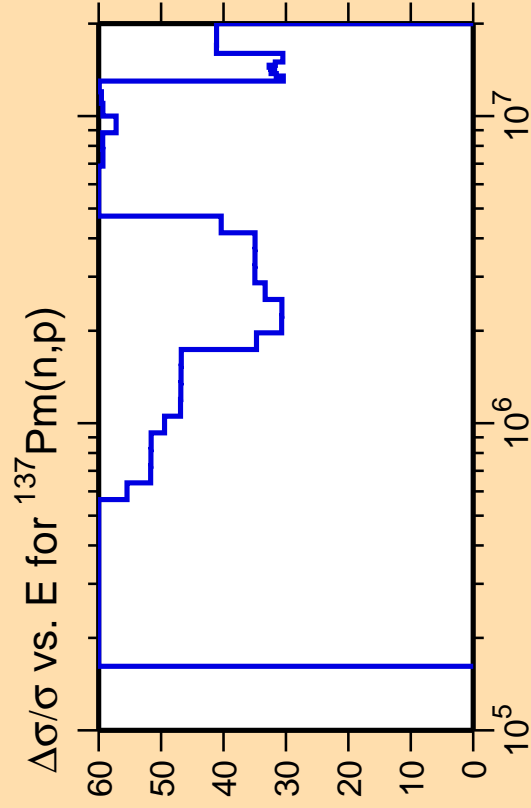
Warning: some uncertainty
data were suppressed.

$\Delta\sigma/\sigma$ vs. E for $^{137}\text{Pm}(n,\text{inel.})$



Correlation Matrix




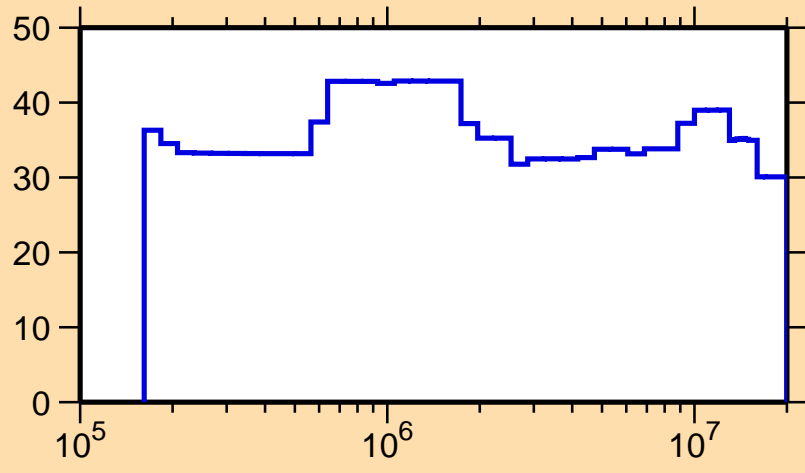


Ordinate scale is %
relative standard deviation.

Abscissa scales are energy (eV).

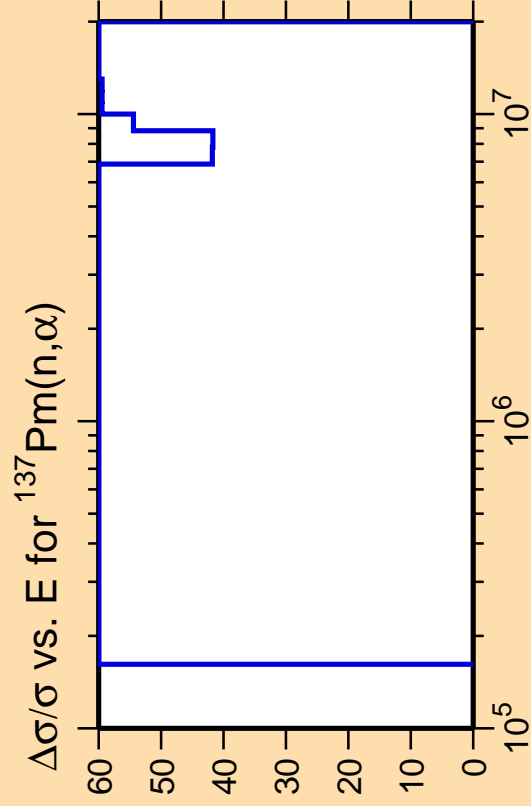
Warning: some uncertainty
data were suppressed.

$\Delta\sigma/\sigma$ vs. E for $^{137}\text{Pm}(n,\text{inel.})$



Correlation Matrix




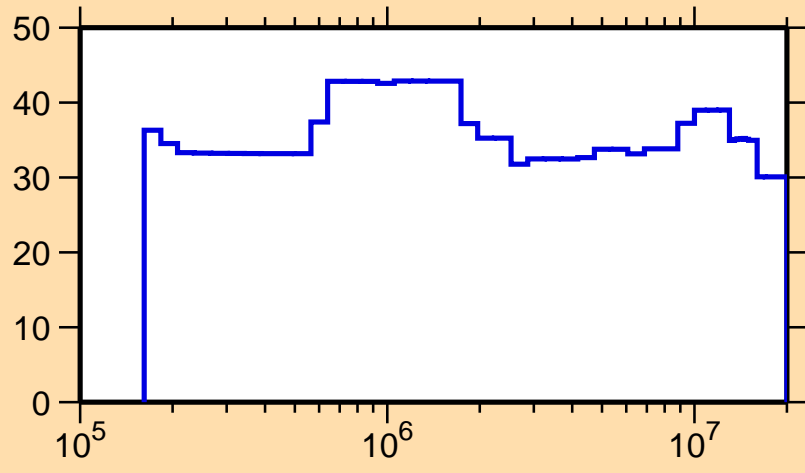


Ordinate scale is %
relative standard deviation.

Abscissa scales are energy (eV).

Warning: some uncertainty
data were suppressed.

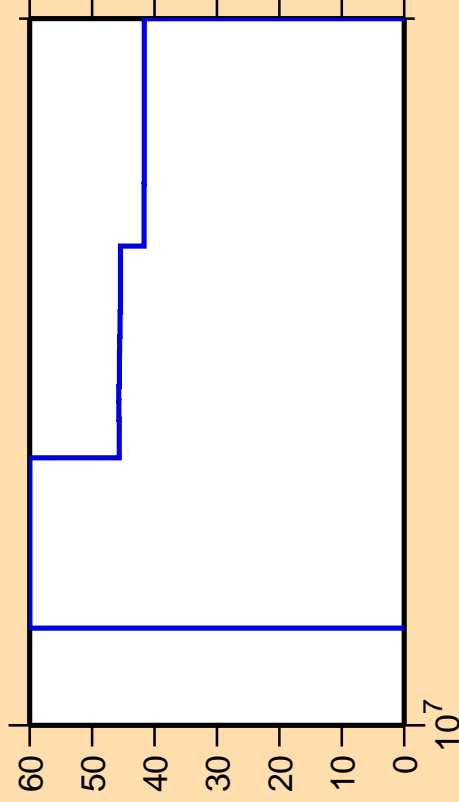
$\Delta\sigma/\sigma$ vs. E for $^{137}\text{Pm}(n,\text{inel.})$



Correlation Matrix



$\Delta\sigma/\sigma$ vs. E for $^{137}\text{Pm}(n,2n)$

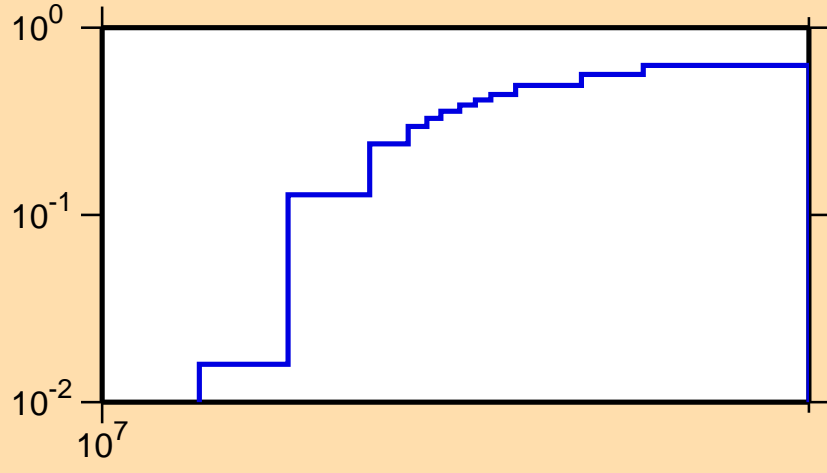


Ordinate scales are % relative standard deviation and barns.

Abscissa scales are energy (eV).

Warning: some uncertainty data were suppressed.

σ vs. E for $^{137}\text{Pm}(n,2n)$



10^7

10^0

10^{-1}

10^{-2}

10^7

10^0

10^{-1}

10^{-2}

10^7

10^7

10^0

10^{-1}

10^{-2}

10^7

10^7

10^0

10^{-1}

10^{-2}

10^7

10^7

10^0

10^{-1}

10^{-2}

10^7

10^7

10^0

10^{-1}

10^{-2}

10^7

10^7

10^0

10^{-1}

10^{-2}

10^7

10^7

10^0

10^{-1}

10^{-2}

10^7

10^7

10^0

10^{-1}

10^{-2}

10^7

10^7

10^0

10^{-1}

10^{-2}

10^7

10^7

10^0

10^{-1}

10^{-2}

10^7

10^7

10^0

10^{-1}

10^{-2}

10^7

10^7

10^0

10^{-1}

10^{-2}

10^7

10^7

10^0

10^{-1}

10^{-2}

10^7

10^7

10^0

10^{-1}

10^{-2}

10^7

10^7

10^0

10^{-1}

10^{-2}

10^7

10^7

10^0

10^{-1}

10^{-2}

10^7

10^7

10^0

10^{-1}

10^{-2}

10^7

10^7

10^0

10^{-1}

10^{-2}

10^7

10^7

10^0

10^{-1}

10^{-2}

10^7

10^7

10^0

10^{-1}

10^{-2}

10^7

10^7

10^0

10^{-1}

10^{-2}

10^7

10^7

10^0

10^{-1}

10^{-2}

10^7

10^7

10^0

10^{-1}

10^{-2}

10^7

10^7

10^0

10^{-1}

10^{-2}

10^7

10^7

10^0

10^{-1}

10^{-2}

10^7

10^7

10^0

10^{-1}

10^{-2}

10^7

10^7

10^0

10^{-1}

10^{-2}

10^7

10^7

10^0

10^{-1}

10^{-2}

10^7

10^7

10^0

10^{-1}

10^{-2}

10^7

10^7

10^0

10^{-1}

10^{-2}

10^7

10^7

10^0

10^{-1}

10^{-2}

10^7

10^7

10^0

10^{-1}

10^{-2}

10^7

10^7

10^0

10^{-1}

10^{-2}

10^7

10^7

10^0

10^{-1}

10^{-2}

10^7

10^7

10^0

10^{-1}

10^{-2}

10^7

10^7

10^0

10^{-1}

10^{-2}

10^7

10^7

10^0

10^{-1}

10^{-2}

10^7

10^7

10^0

10^{-1}

10^{-2}

10^7

10^7

10^0

10^{-1}

10^{-2}

10^7

10^7

10^0

10^{-1}

10^{-2}

10^7

10^7

10^0

10^{-1}

10^{-2}

10^7

10^7

10^0

10^{-1}

10^{-2}

10^7

10^7

10^0

10^{-1}

10^{-2}

10^7

10^7

10^0

10^{-1}

10^{-2}

10^7

10^7

10^0

10^{-1}

10^{-2}

10^7

10^7

10^0

10^{-1}

10^{-2}

10^7

10^7

10^0

10^{-1}

10^{-2}

10^7

10^7

10^0

10^{-1}

10^{-2}

10^7

10^7

10^0

10^{-1}

10^{-2}

10^7

10^7

10^0

10^{-1}

10^{-2}

10^7

10^7

10^0

10^{-1}

10^{-2}

10^7

10^7

10^0

10^{-1}

10^{-2}

10^7

10^7

10^0

10^{-1}

10^{-2}

10^7

10^7

10^0

10^{-1}

10^{-2}

10^7

10^7

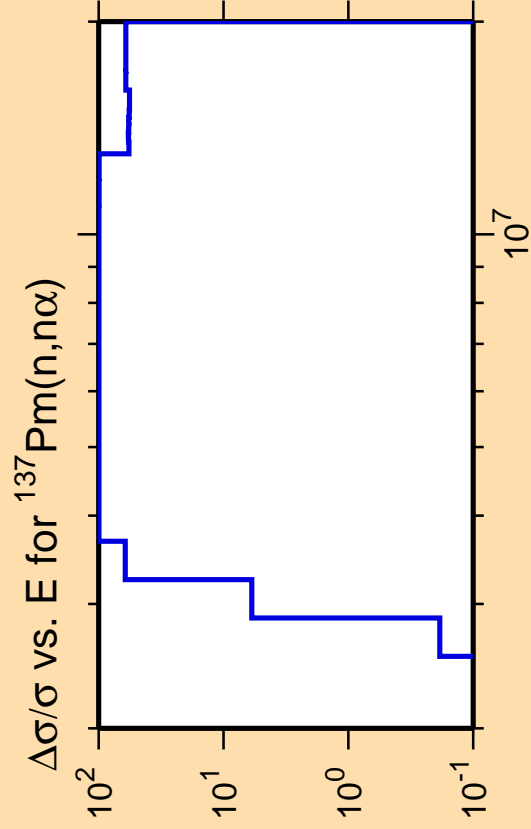
10^0

10^{-1}

10^{-2}

10^7


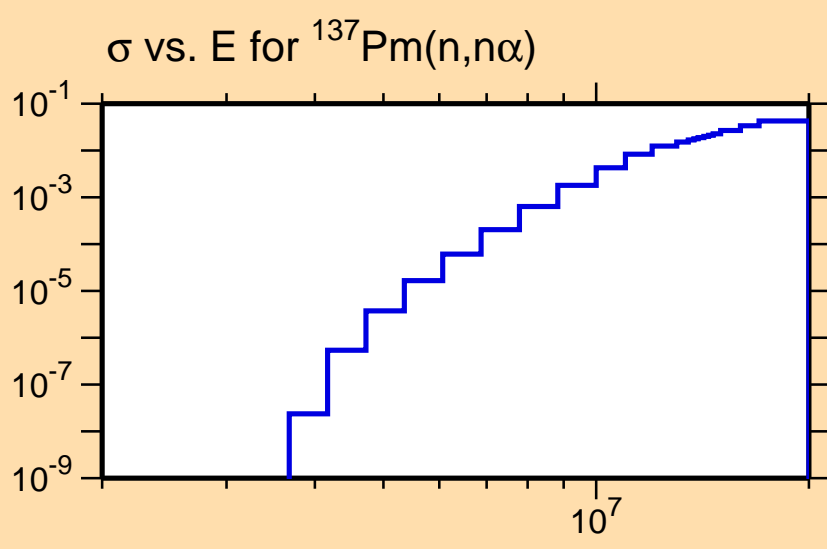
10^7



Ordinate scales are % relative standard deviation and barns.

Abscissa scales are energy (eV).

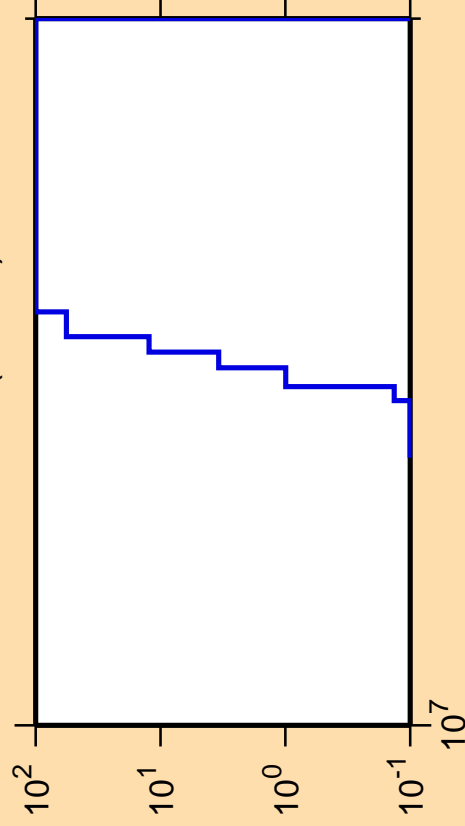
Warning: some uncertainty data were suppressed.



Correlation Matrix



$\Delta\sigma/\sigma$ vs. E for $^{137}\text{Pm}(n,2n\alpha)$

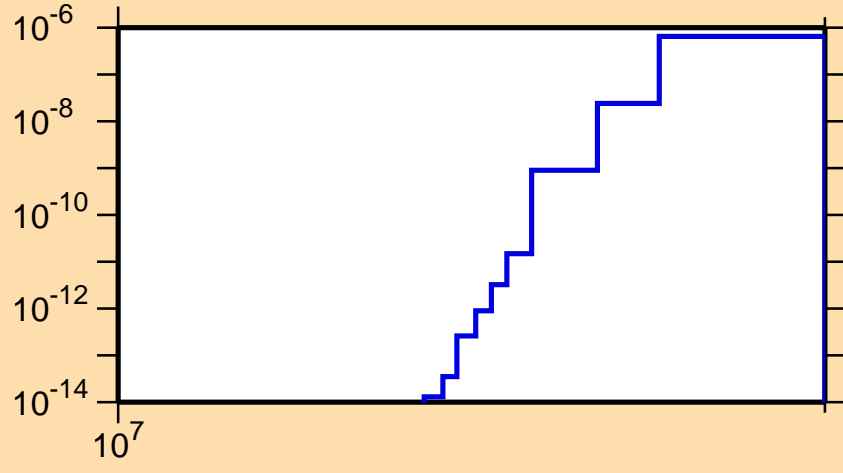


Ordinate scales are % relative standard deviation and barns.

Abscissa scales are energy (eV).

Warning: some uncertainty data were suppressed.

σ vs. E for $^{137}\text{Pm}(n,2n\alpha)$



10^7

10^{-6}

10^{-8}

10^{-10}

10^{-12}

10^{-14}

10^2

10^1

10^0

10^{-1}

10^{-2}

10^{-3}

10^{-4}

10^{-5}

10^{-6}

10^{-7}

10^{-8}

10^{-9}

10^{-10}

10^{-11}

10^{-12}

10^{-13}

10^{-14}

10^{-15}

10^{-16}

10^{-17}

10^{-18}

10^{-19}

10^{-20}

10^{-21}

10^{-22}

10^{-23}

10^{-24}

10^{-25}

10^{-26}

10^{-27}

10^{-28}

10^{-29}

10^{-30}

10^{-31}

10^{-32}

10^{-33}

10^{-34}

10^{-35}

10^{-36}

10^{-37}

10^{-38}

10^{-39}

10^{-40}

10^{-41}

10^{-42}

10^{-43}

10^{-44}

10^{-45}

10^{-46}

10^{-47}

10^{-48}

10^{-49}

10^{-50}

10^{-51}

10^{-52}

10^{-53}

10^{-54}

10^{-55}

10^{-56}

10^{-57}

10^{-58}

10^{-59}

10^{-60}

10^{-61}

10^{-62}

10^{-63}

10^{-64}

10^{-65}

10^{-66}

10^{-67}

10^{-68}

10^{-69}

10^{-70}

10^{-71}

10^{-72}

10^{-73}

10^{-74}

10^{-75}

10^{-76}

10^{-77}

10^{-78}

10^{-79}

10^{-80}

10^{-81}

10^{-82}

10^{-83}

10^{-84}

10^{-85}

10^{-86}

10^{-87}

10^{-88}

10^{-89}

10^{-90}

10^{-91}

10^{-92}

10^{-93}

10^{-94}

10^{-95}

10^{-96}

10^{-97}

10^{-98}

10^{-99}

10^{-100}

10^{-101}

10^{-102}

10^{-103}

10^{-104}

10^{-105}

10^{-106}

10^{-107}

10^{-108}

10^{-109}

10^{-110}

10^{-111}

10^{-112}

10^{-113}

10^{-114}

10^{-115}

10^{-116}

10^{-117}

10^{-118}

10^{-119}

10^{-120}

10^{-121}

10^{-122}

10^{-123}

10^{-124}

10^{-125}

10^{-126}

10^{-127}

10^{-128}

10^{-129}

10^{-130}

10^{-131}

10^{-132}

10^{-133}

10^{-134}

10^{-135}

10^{-136}

10^{-137}

10^{-138}

10^{-139}

10^{-140}

10^{-141}

10^{-142}

10^{-143}

10^{-144}

10^{-145}

10^{-146}

10^{-147}

10^{-148}

10^{-149}

10^{-150}

10^{-151}

10^{-152}

10^{-153}

10^{-154}

10^{-155}

10^{-156}

10^{-157}

10^{-158}

10^{-159}

10^{-160}

10^{-161}

10^{-162}

10^{-163}

10^{-164}

10^{-165}

10^{-166}

10^{-167}

10^{-168}

10^{-169}

10^{-170}

10^{-171}

10^{-172}

10^{-173}

10^{-174}

10^{-175}

10^{-176}

10^{-177}

10^{-178}

10^{-179}

10^{-180}

10^{-181}

10^{-182}

10^{-183}

10^{-184}

10^{-185}

10^{-186}

10^{-187}

10^{-188}

10^{-189}

10^{-190}

10^{-191}

10^{-192}

10^{-193}

10^{-194}

10^{-195}

10^{-196}

10^{-197}

10^{-198}

10^{-199}

10^{-200}

10^{-201}

10^{-202}

10^{-203}

10^{-204}

10^{-205}

10^{-206}

10^{-207}

10^{-208}

10^{-209}

10^{-210}

10^{-211}

10^{-212}

10^{-213}

10^{-214}

10^{-215}

10^{-216}

10^{-217}

10^{-218}

10^{-219}

10^{-220}

10^{-221}

10^{-222}

10^{-223}

10^{-224}

10^{-225}

10^{-226}

10^{-227}

10^{-228}

10^{-229}

10^{-230}

10^{-231}

10^{-232}

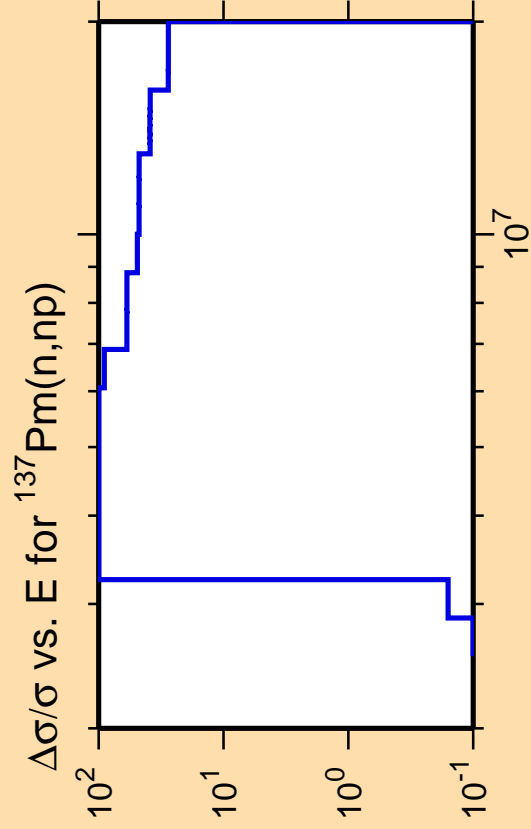
10^{-233}

10^{-234}

10^{-235}

10^{-236}


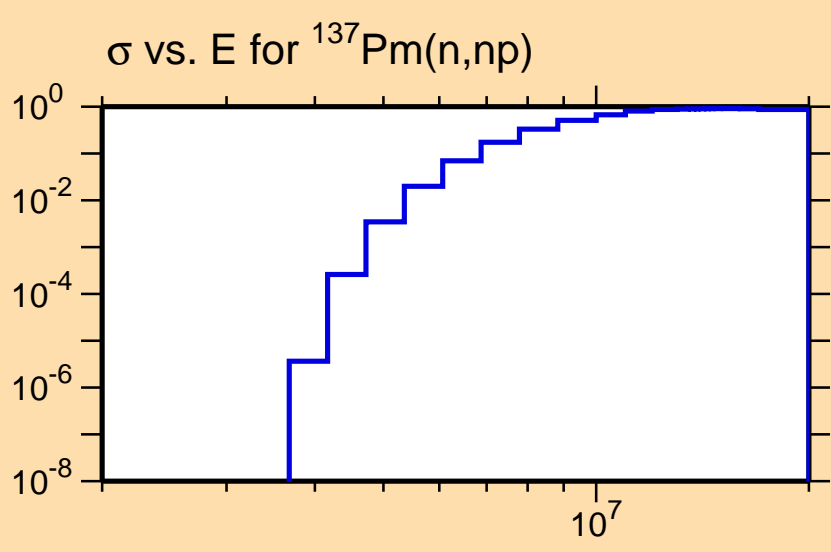
10^{-237}



Ordinate scales are % relative standard deviation and barns.

Abscissa scales are energy (eV).

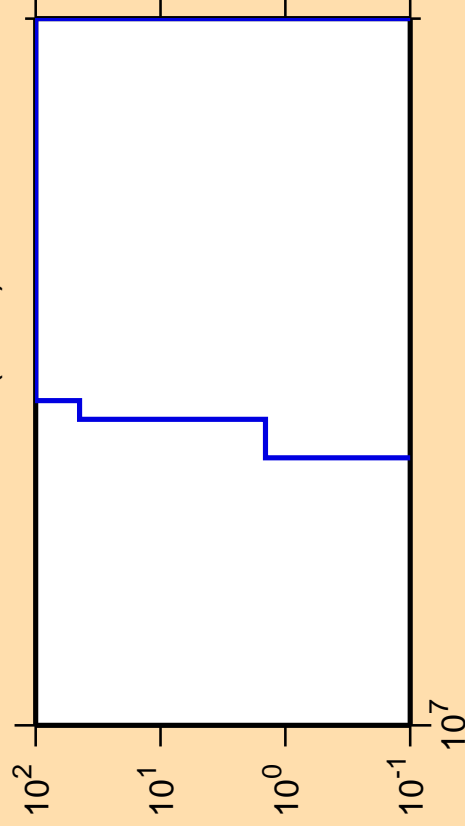
Warning: some uncertainty data were suppressed.



Correlation Matrix



$\Delta\sigma/\sigma$ vs. E for $^{137}\text{Pm}(n,nd)$

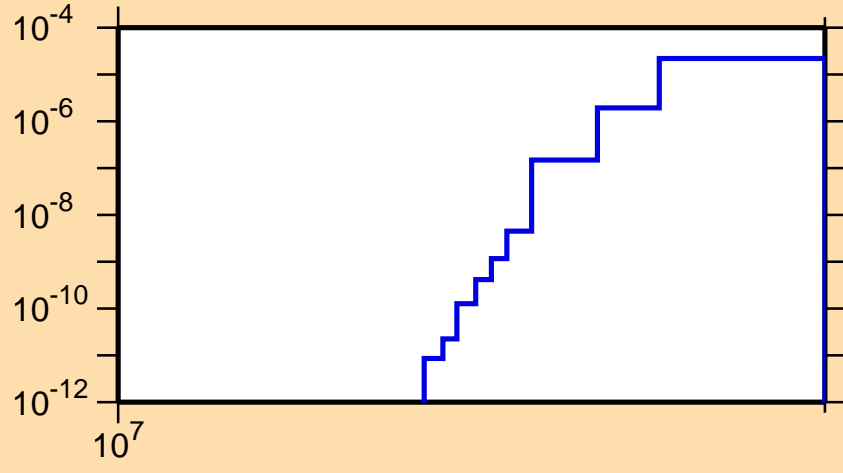


Ordinate scales are % relative standard deviation and barns.

Abscissa scales are energy (eV).

Warning: some uncertainty data were suppressed.

σ vs. E for $^{137}\text{Pm}(n,nd)$



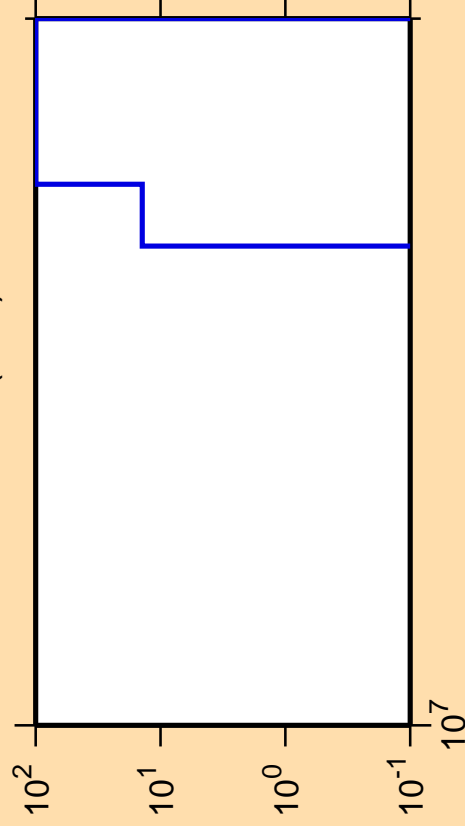
10^7



Correlation Matrix



$\Delta\sigma/\sigma$ vs. E for $^{137}\text{Pm}(n,nt)$

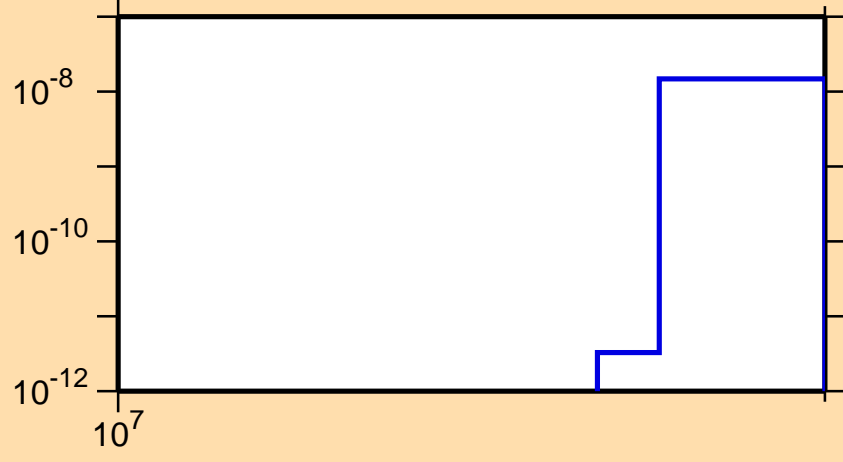


Ordinate scales are % relative standard deviation and barns.

Abscissa scales are energy (eV).

Warning: some uncertainty data were suppressed.

σ vs. E for $^{137}\text{Pm}(n,nt)$



10^7

10^{-12}

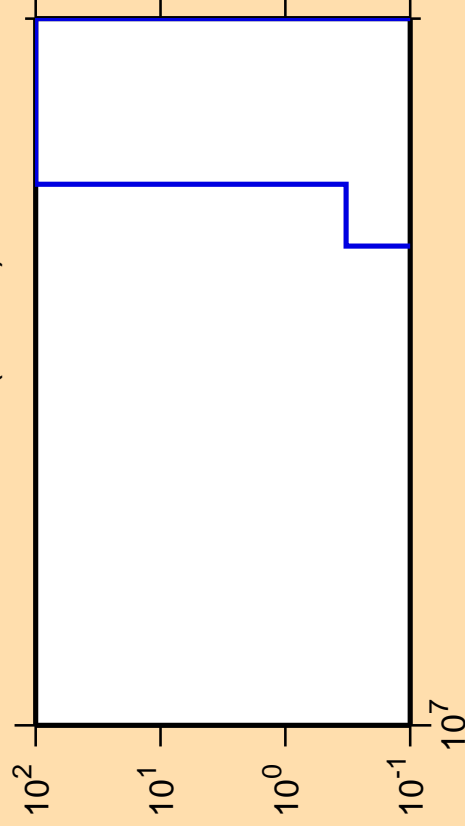
10^{-10}

10^{-8}

Correlation Matrix



$\Delta\sigma/\sigma$ vs. E for ^{137}Pm (mt 34)

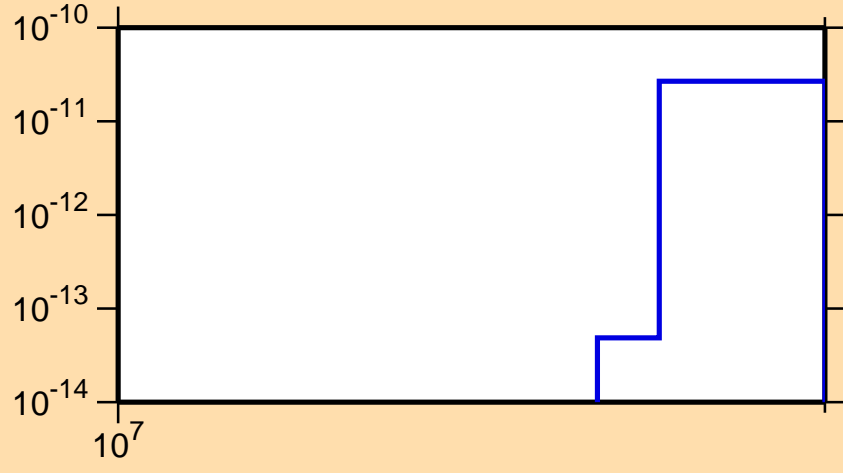


Ordinate scales are % relative standard deviation and barns.

Abscissa scales are energy (eV).

Warning: some uncertainty data were suppressed.

σ vs. E for ^{137}Pm (mt 34)



10^7

10^{-10}

10^{-11}

10^{-12}

10^{-13}

10^{-14}

10^7

10^8

10^9

10^{10}

10^{11}

10^{12}

10^{13}

10^{14}

10^{15}

10^{16}

10^{17}

10^{18}

10^{19}

10^{20}

10^{21}

10^{22}

10^{23}

10^{24}

10^{25}

10^{26}

10^{27}

10^{28}

10^{29}

10^{30}

10^{31}

10^{32}

10^{33}

10^{34}

10^{35}

10^{36}

10^{37}

10^{38}

10^{39}

10^{40}

10^{41}

10^{42}

10^{43}

10^{44}

10^{45}

10^{46}

10^{47}

10^{48}

10^{49}

10^{50}

10^{51}

10^{52}

10^{53}

10^{54}

10^{55}

10^{56}

10^{57}

10^{58}

10^{59}

10^{60}

10^{61}

10^{62}

10^{63}

10^{64}

10^{65}

10^{66}

10^{67}

10^{68}

10^{69}

10^{70}

10^{71}

10^{72}

10^{73}

10^{74}

10^{75}

10^{76}

10^{77}

10^{78}

10^{79}

10^{80}

10^{81}

10^{82}

10^{83}

10^{84}

10^{85}

10^{86}

10^{87}

10^{88}

10^{89}

10^{90}

10^{91}

10^{92}

10^{93}

10^{94}

10^{95}

10^{96}

10^{97}

10^{98}

10^{99}

10^{100}

10^{101}

10^{102}

10^{103}

10^{104}

10^{105}

10^{106}

10^{107}

10^{108}

10^{109}

10^{110}

10^{111}

10^{112}

10^{113}

10^{114}

10^{115}

10^{116}

10^{117}

10^{118}

10^{119}

10^{120}

10^{121}

10^{122}

10^{123}

10^{124}

10^{125}

10^{126}

10^{127}

10^{128}

10^{129}

10^{130}

10^{131}

10^{132}

10^{133}

10^{134}

10^{135}

10^{136}

10^{137}

10^{138}

10^{139}

10^{140}

10^{141}

10^{142}

10^{143}

10^{144}

10^{145}

10^{146}

10^{147}

10^{148}

10^{149}

10^{150}

10^{151}

10^{152}

10^{153}

10^{154}

10^{155}

10^{156}

10^{157}

10^{158}

10^{159}

10^{160}

10^{161}

10^{162}

10^{163}

10^{164}

10^{165}

10^{166}

10^{167}

10^{168}

10^{169}

10^{170}

10^{171}

10^{172}

10^{173}

10^{174}

10^{175}

10^{176}

10^{177}

10^{178}

10^{179}

10^{180}

10^{181}

10^{182}

10^{183}

10^{184}

10^{185}

10^{186}

10^{187}

10^{188}

10^{189}

10^{190}

10^{191}

10^{192}

10^{193}

10^{194}

10^{195}

10^{196}

10^{197}

10^{198}

10^{199}

10^{200}

10^{201}

10^{202}

10^{203}

10^{204}

10^{205}

10^{206}

10^{207}

10^{208}

10^{209}

10^{210}

10^{211}

10^{212}

10^{213}

10^{214}

10^{215}

10^{216}

10^{217}

10^{218}

10^{219}

10^{220}

10^{221}

10^{222}

10^{223}

10^{224}

10^{225}

10^{226}

10^{227}

10^{228}

10^{229}

10^{230}

10^{231}

10^{232}

10^{233}

10^{234}

10^{235}

10^{236}

10^{237}

10^{238}

10^{239}

10^{240}

10^{241}

10^{242}

10^{243}

10^{244}

10^{245}

10^{246}

10^{247}

10^{248}

10^{249}

10^{250}

10^{251}

10^{252}

10^{253}

10^{254}

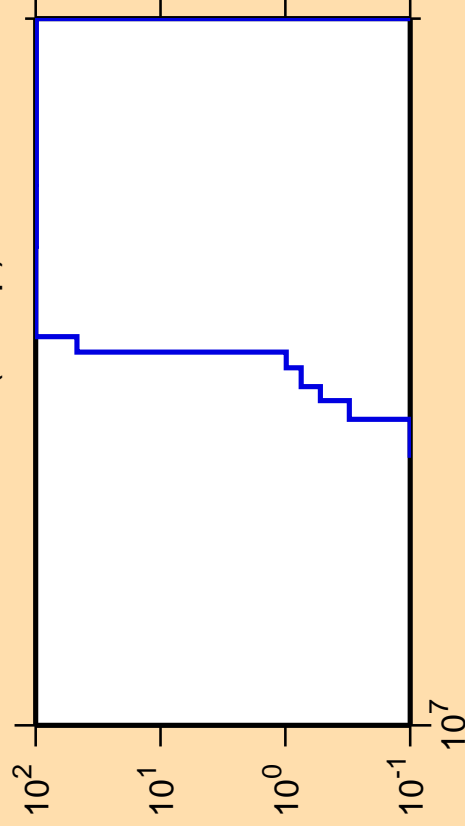
10^{255}

10^{256}

10^{257}

1

$\Delta\sigma/\sigma$ vs. E for $^{137}\text{Pm}(n,2np)$

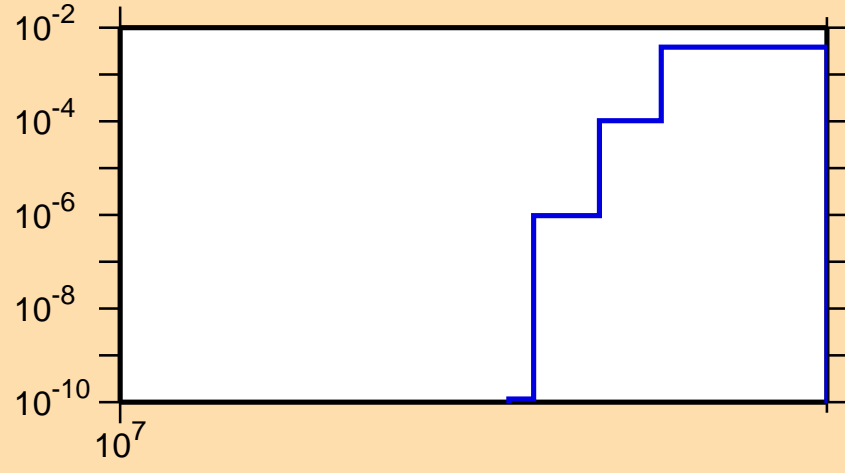


Ordinate scales are % relative standard deviation and barns.

Abscissa scales are energy (eV).

Warning: some uncertainty data were suppressed.

σ vs. E for $^{137}\text{Pm}(n,2np)$



10^7

10^{-2}

10^{-4}

10^{-6}

10^{-8}

10^{-10}

10^{-7}

10^0

10^1

10^2

10^3

10^4

10^5

10^6

10^7

10^8

10^9

10^{10}

10^{11}

10^{12}

10^{13}

10^{14}

10^{15}

10^{16}

10^{17}

10^{18}

10^{19}

10^{20}

10^{21}

10^{22}

10^{23}

10^{24}

10^{25}

10^{26}

10^{27}

10^{28}

10^{29}

10^{30}

10^{31}

10^{32}

10^{33}

10^{34}

10^{35}

10^{36}

10^{37}

10^{38}

10^{39}

10^{40}

10^{41}

10^{42}

10^{43}

10^{44}

10^{45}

10^{46}

10^{47}

10^{48}

10^{49}

10^{50}

10^{51}

10^{52}

10^{53}

10^{54}

10^{55}

10^{56}

10^{57}

10^{58}

10^{59}

10^{60}

10^{61}

10^{62}

10^{63}

10^{64}

10^{65}

10^{66}

10^{67}

10^{68}

10^{69}

10^{70}

10^{71}

10^{72}

10^{73}

10^{74}

10^{75}

10^{76}

10^{77}

10^{78}

10^{79}

10^{80}

10^{81}

10^{82}

10^{83}

10^{84}

10^{85}

10^{86}

10^{87}

10^{88}

10^{89}

10^{90}

10^{91}

10^{92}

10^{93}

10^{94}

10^{95}

10^{96}

10^{97}

10^{98}

10^{99}

10^{100}

10^{101}

10^{102}

10^{103}

10^{104}

10^{105}

10^{106}

10^{107}

10^{108}

10^{109}

10^{110}

10^{111}

10^{112}

10^{113}

10^{114}

10^{115}

10^{116}

10^{117}

10^{118}

10^{119}

10^{120}

10^{121}

10^{122}

10^{123}

10^{124}

10^{125}

10^{126}

10^{127}

10^{128}

10^{129}

10^{130}

10^{131}

10^{132}

10^{133}

10^{134}

10^{135}

10^{136}

10^{137}

10^{138}

10^{139}

10^{140}

10^{141}

10^{142}

10^{143}

10^{144}

10^{145}

10^{146}

10^{147}

10^{148}

10^{149}

10^{150}

10^{151}

10^{152}

10^{153}

10^{154}

10^{155}

10^{156}

10^{157}

10^{158}

10^{159}

10^{160}

10^{161}

10^{162}

10^{163}

10^{164}

10^{165}

10^{166}

10^{167}

10^{168}

10^{169}

10^{170}

10^{171}

10^{172}

10^{173}

10^{174}

10^{175}

10^{176}

10^{177}

10^{178}

10^{179}

10^{180}

10^{181}

10^{182}

10^{183}

10^{184}

10^{185}

10^{186}

10^{187}

10^{188}

10^{189}

10^{190}

10^{191}

10^{192}

10^{193}

10^{194}

10^{195}

10^{196}

10^{197}

10^{198}

10^{199}

10^{200}

10^{201}

10^{202}

10^{203}

10^{204}

10^{205}

10^{206}

10^{207}

10^{208}

10^{209}

10^{210}

10^{211}

10^{212}

10^{213}

10^{214}

10^{215}

10^{216}

10^{217}

10^{218}

10^{219}

10^{220}

10^{221}

10^{222}

10^{223}

10^{224}

10^{225}

10^{226}

10^{227}

10^{228}

10^{229}

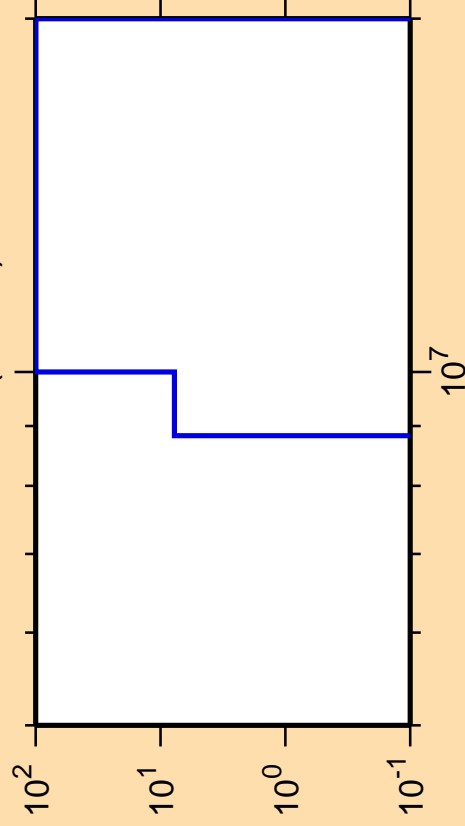
10^{230}

10^{231}

10^{232}

10^{233}

$\Delta\sigma/\sigma$ vs. E for ^{137}Pm (mt 45)


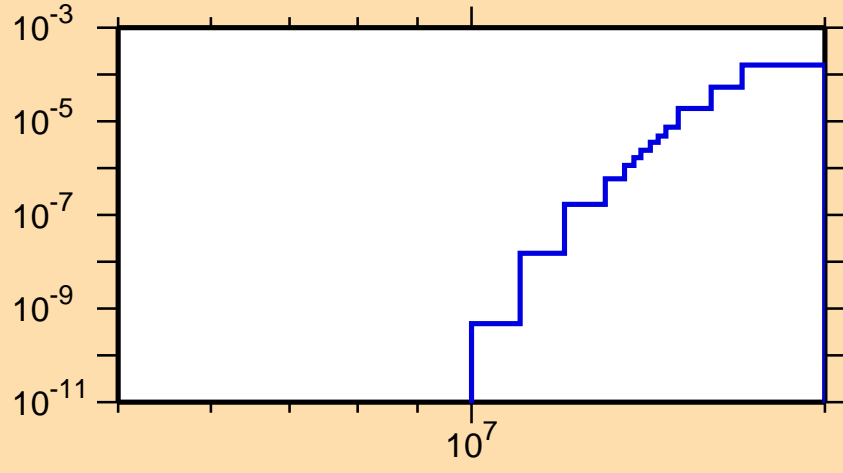


Ordinate scales are % relative standard deviation and barns.

Abscissa scales are energy (eV).

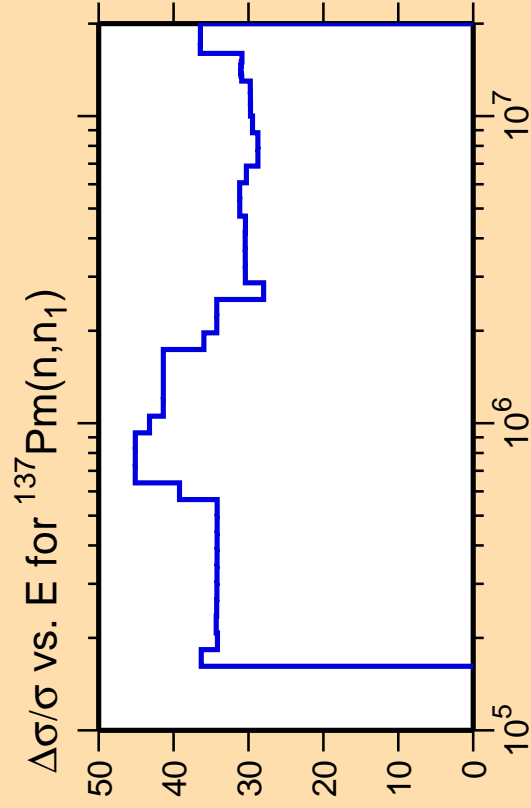
Warning: some uncertainty data were suppressed.

σ vs. E for ^{137}Pm (mt 45)



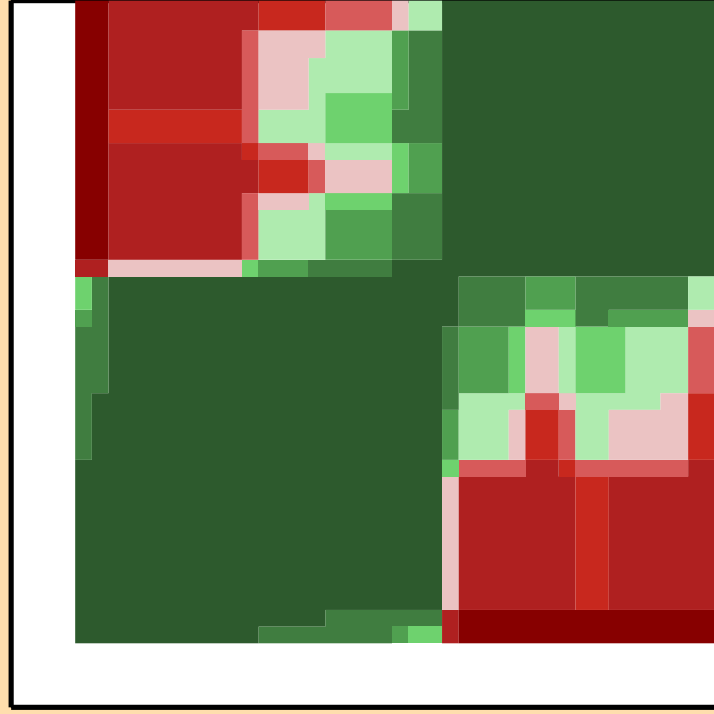
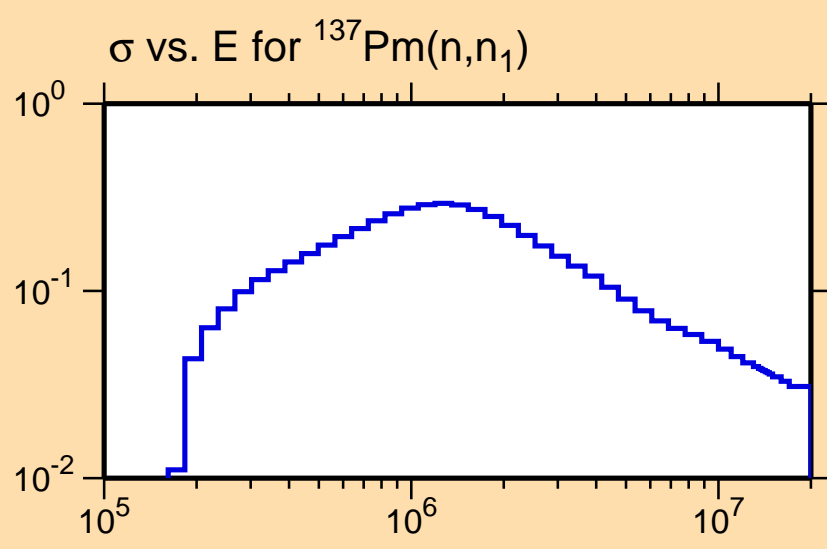
Correlation Matrix





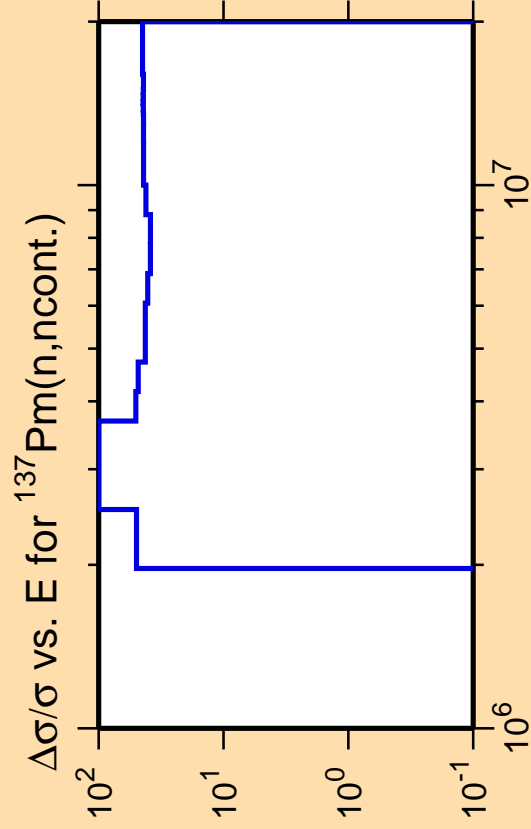
Ordinate scales are % relative standard deviation and barns.

Abscissa scales are energy (eV).



Correlation Matrix

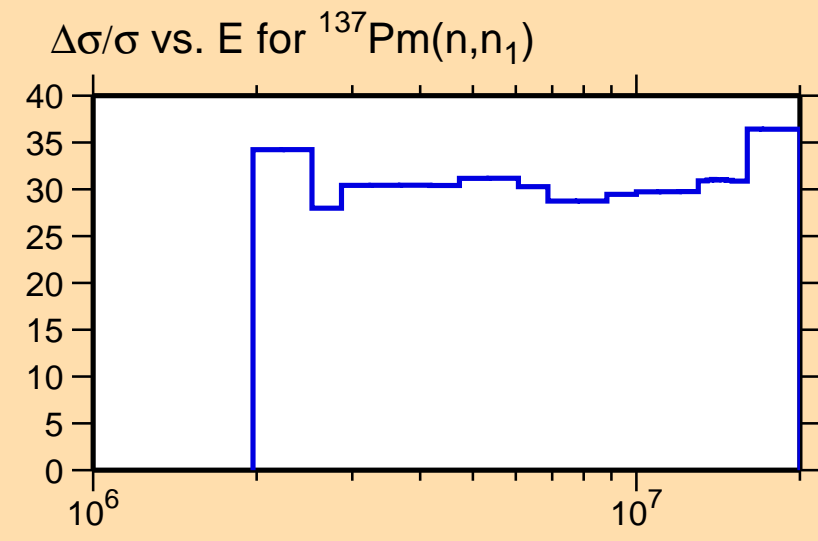




Ordinate scale is %
relative standard deviation.

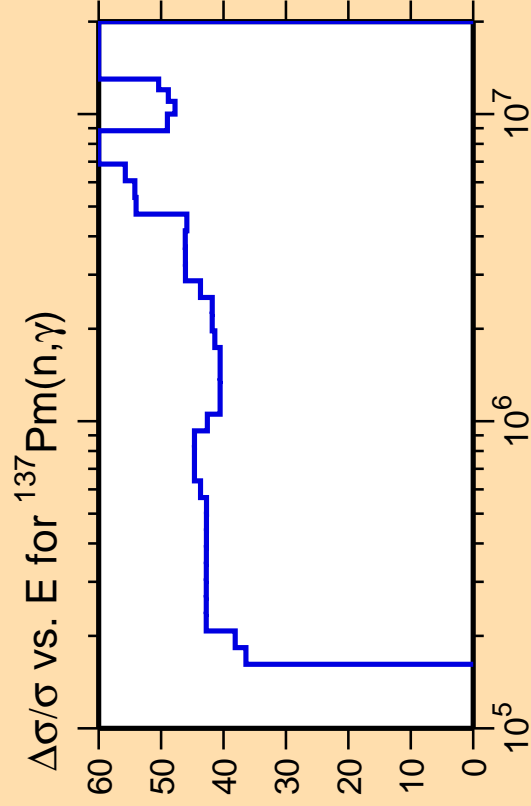
Abscissa scales are energy (eV).

Warning: some uncertainty
data were suppressed.



Correlation Matrix




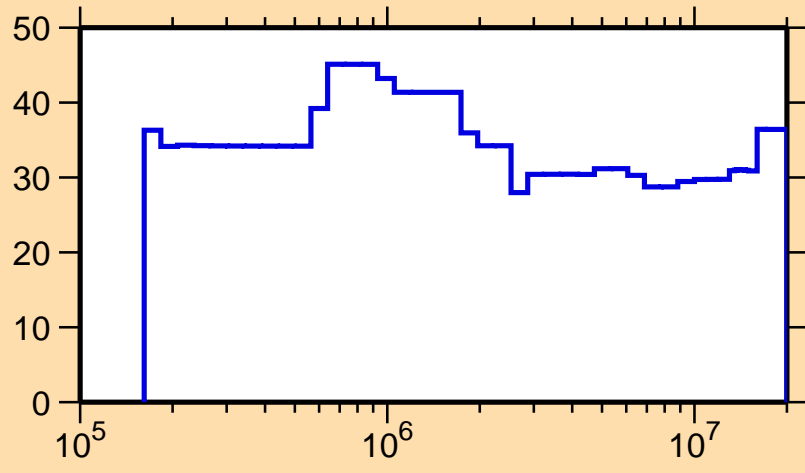


Ordinate scale is %
relative standard deviation.

Abscissa scales are energy (eV).

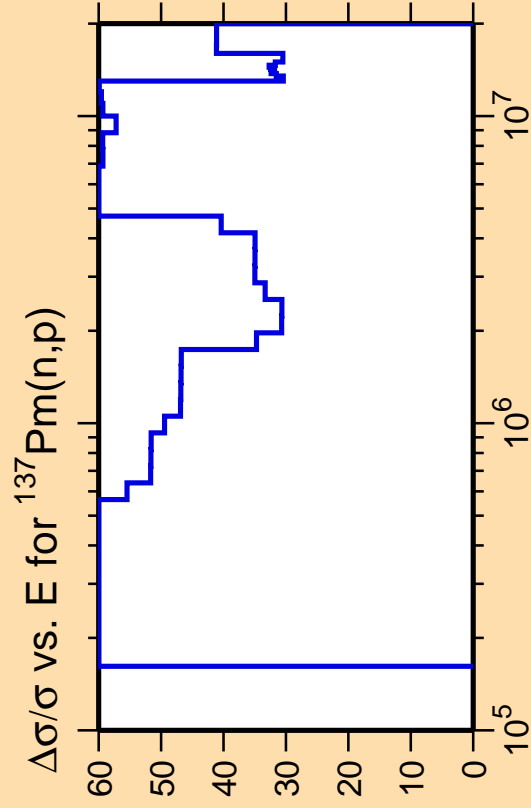
Warning: some uncertainty
data were suppressed.

$\Delta\sigma/\sigma$ vs. E for $^{137}\text{Pm}(n,n_1)$



Correlation Matrix




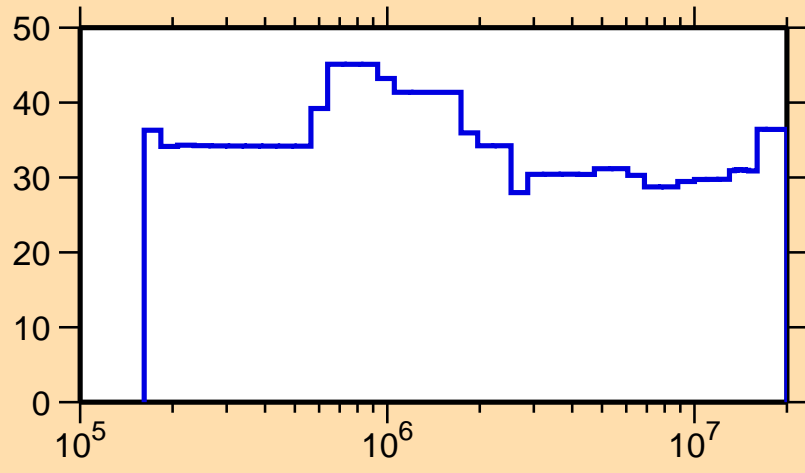


Ordinate scale is %
relative standard deviation.

Abscissa scales are energy (eV).

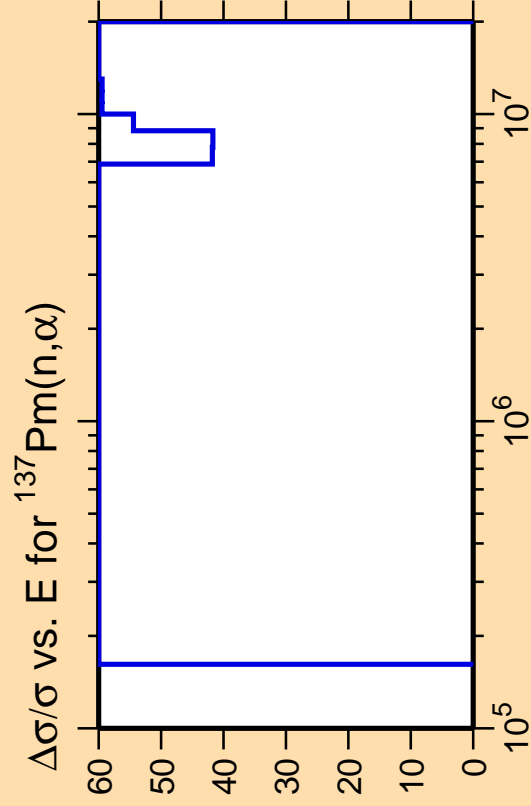
Warning: some uncertainty
data were suppressed.

$\Delta\sigma/\sigma$ vs. E for $^{137}\text{Pm}(n,n_1)$



Correlation Matrix



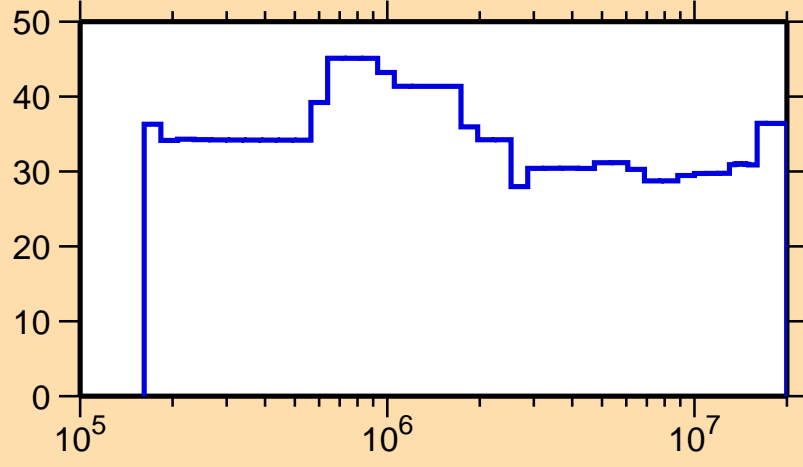


Ordinate scale is %
relative standard deviation.

Abscissa scales are energy (eV).

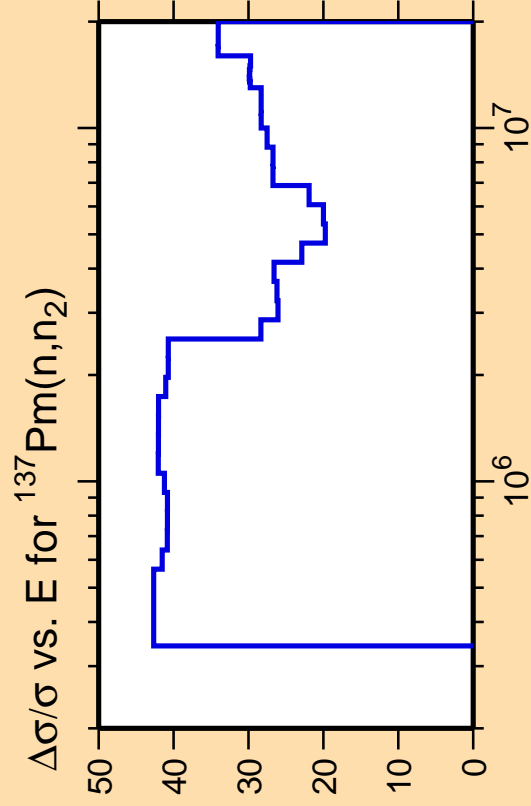
Warning: some uncertainty
data were suppressed.

$\Delta\sigma/\sigma$ vs. E for $^{137}\text{Pm}(n,n_1)$



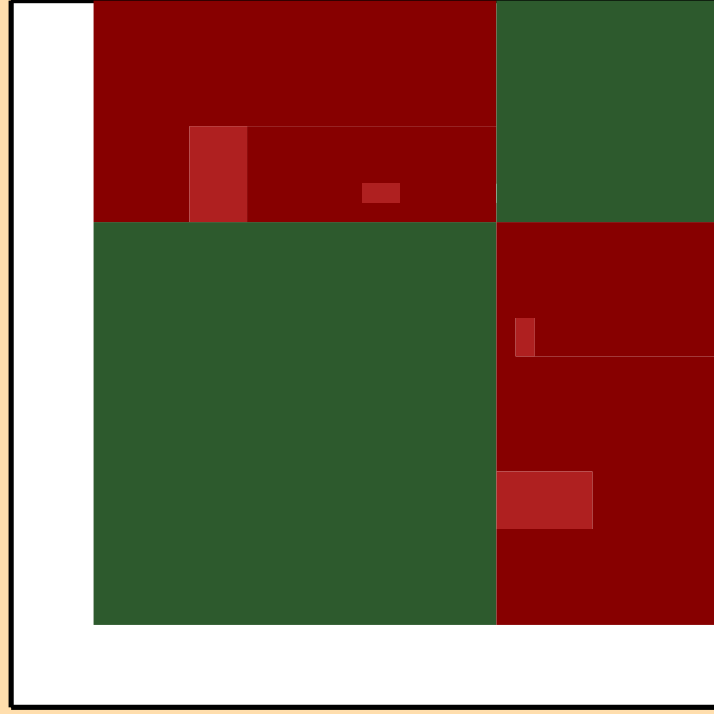
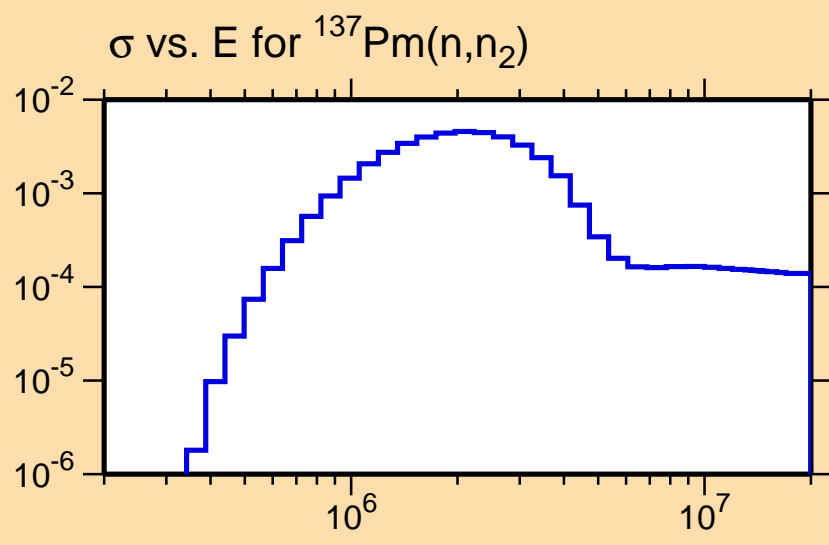
Correlation Matrix





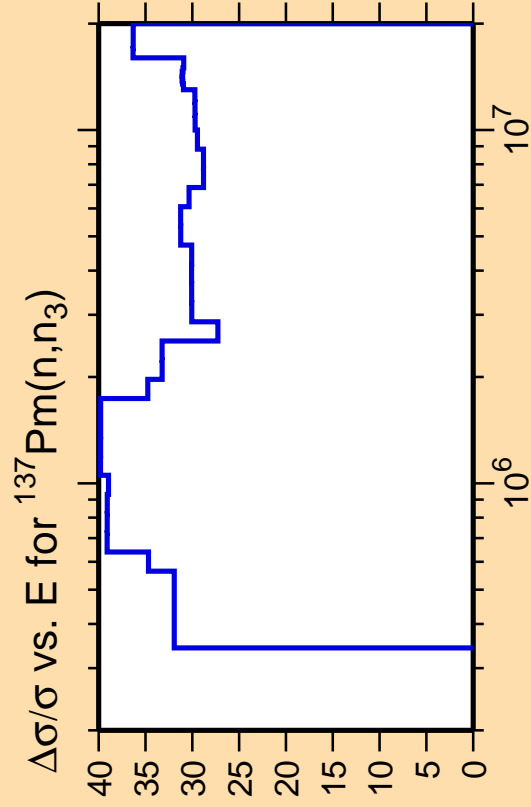
Ordinate scales are % relative standard deviation and barns.

Abscissa scales are energy (eV).



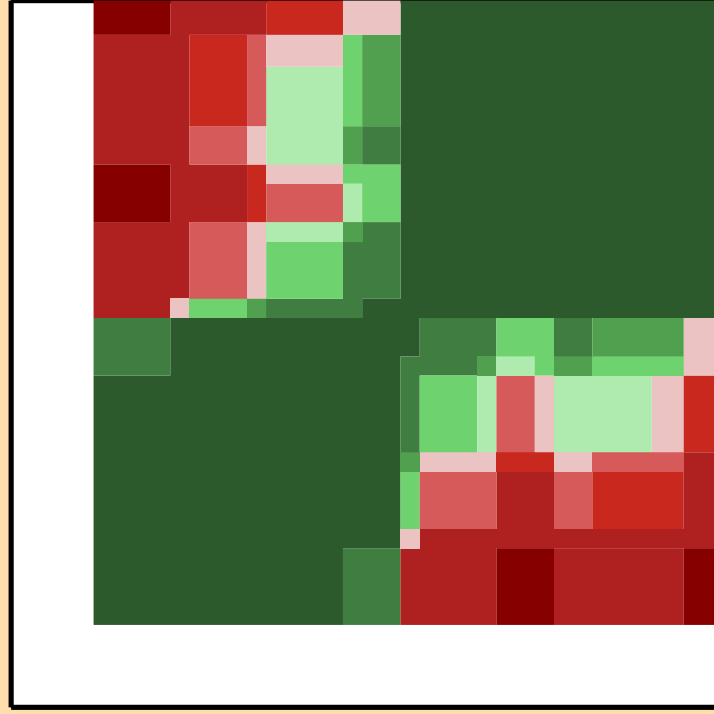
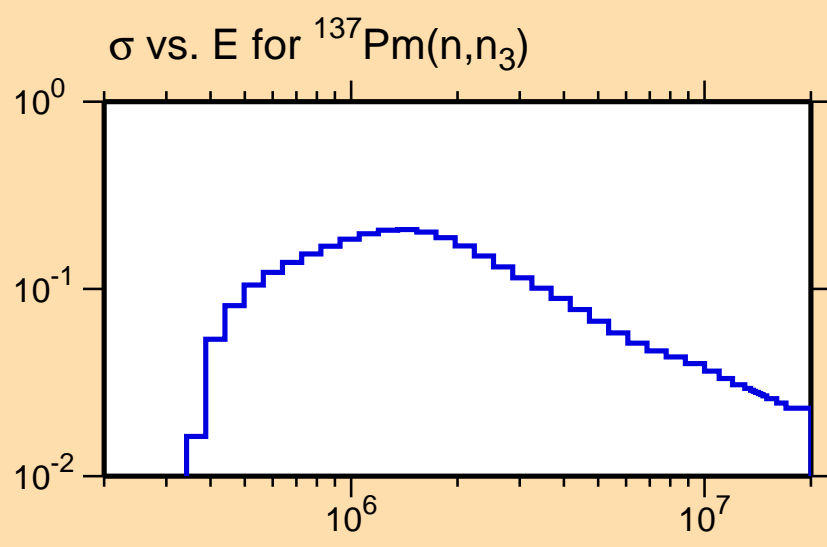
Correlation Matrix





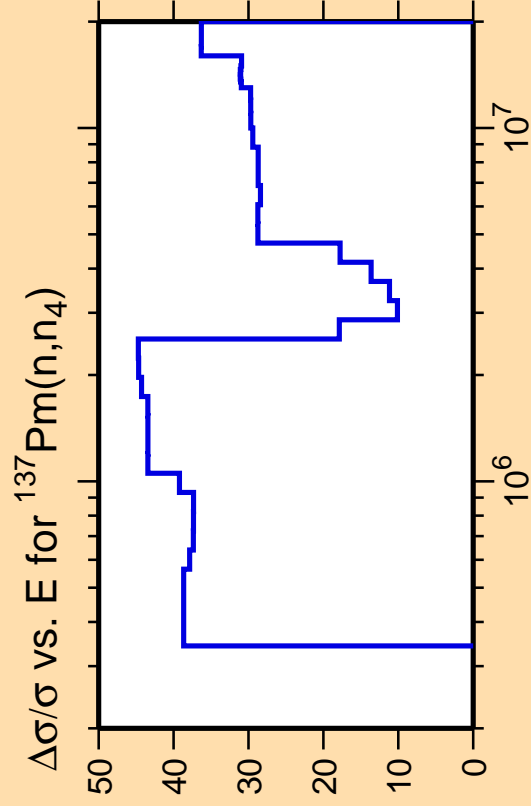
Ordinate scales are % relative standard deviation and barns.

Abscissa scales are energy (eV).




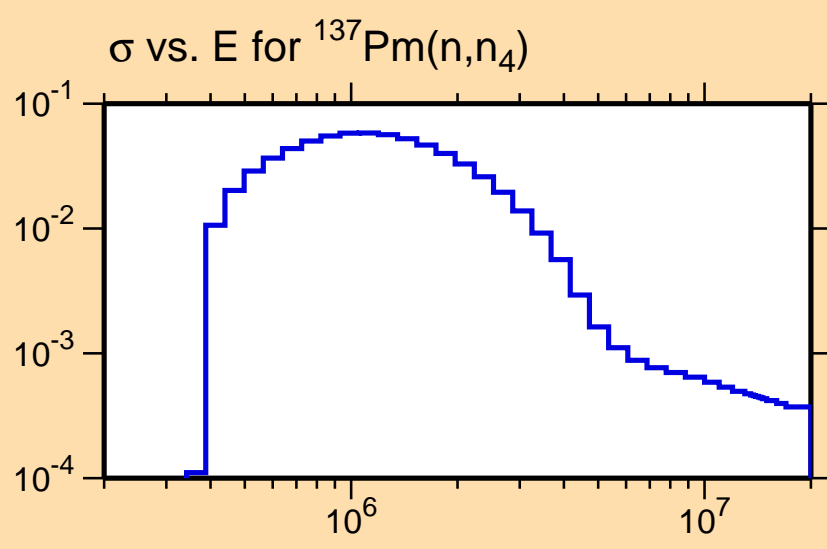
Correlation Matrix





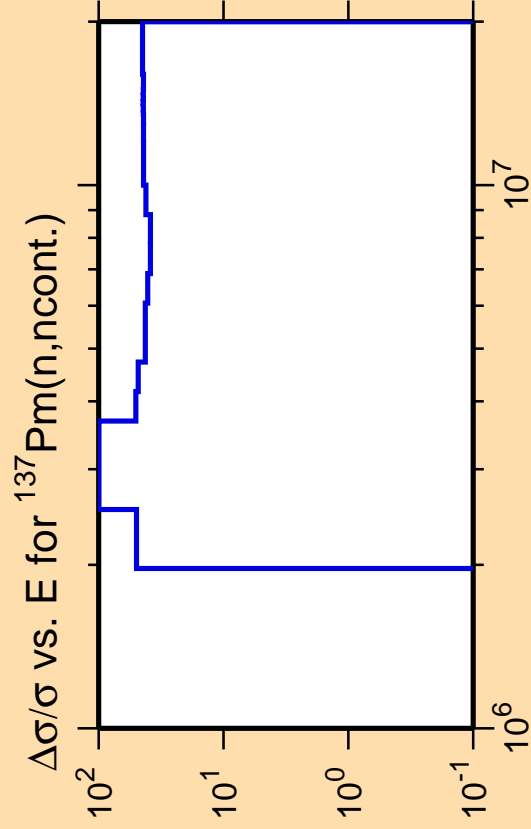
Ordinate scales are % relative standard deviation and barns.

Abscissa scales are energy (eV).



Correlation Matrix


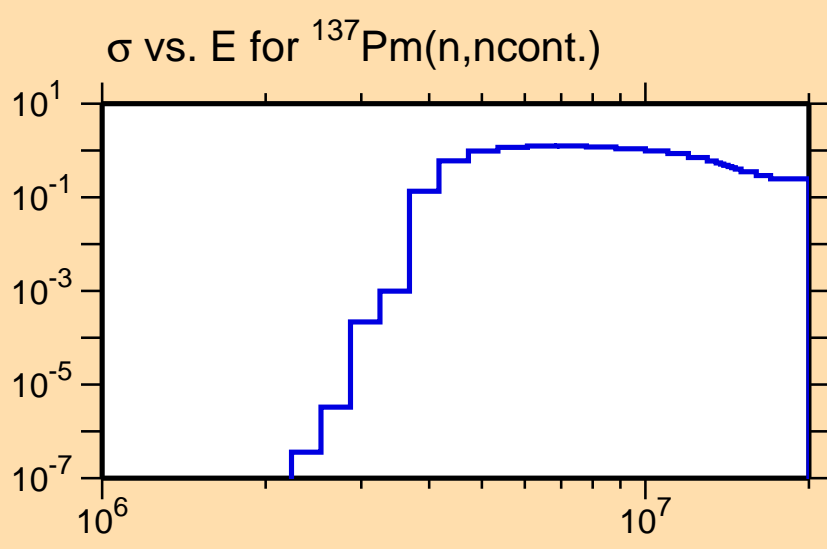




Ordinate scales are % relative standard deviation and barns.

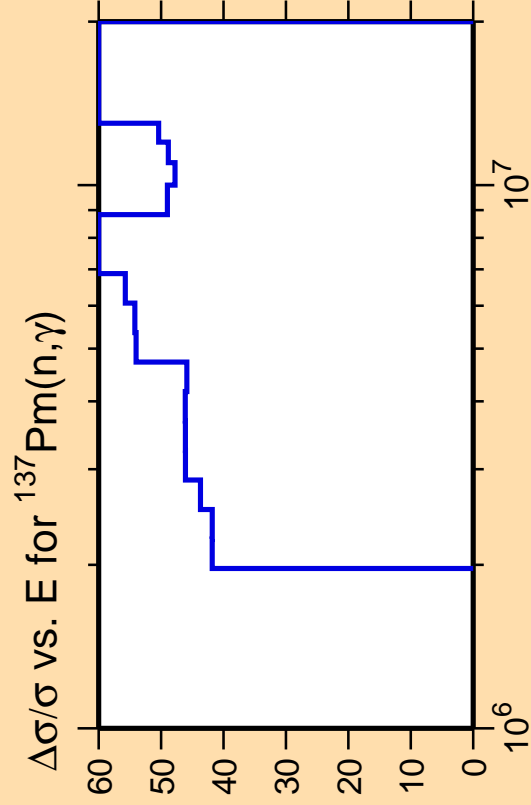
Abscissa scales are energy (eV).

Warning: some uncertainty data were suppressed.



Correlation Matrix


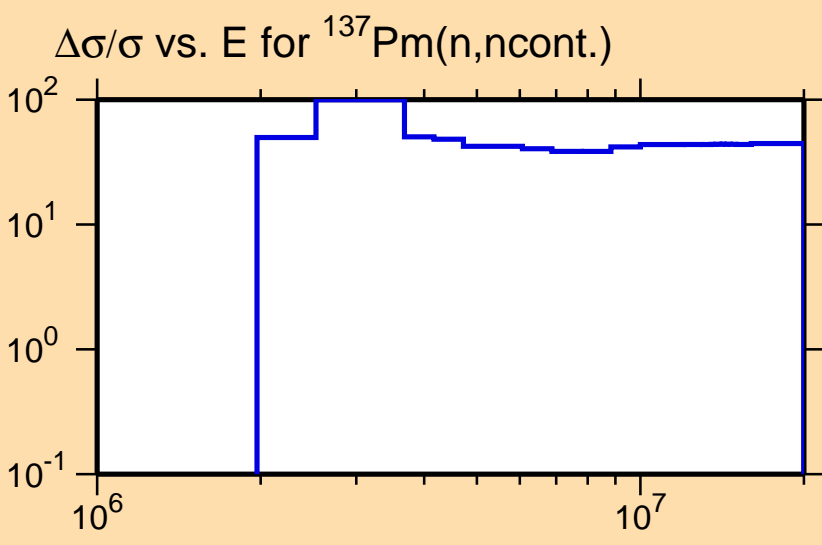




Ordinate scale is %
relative standard deviation.

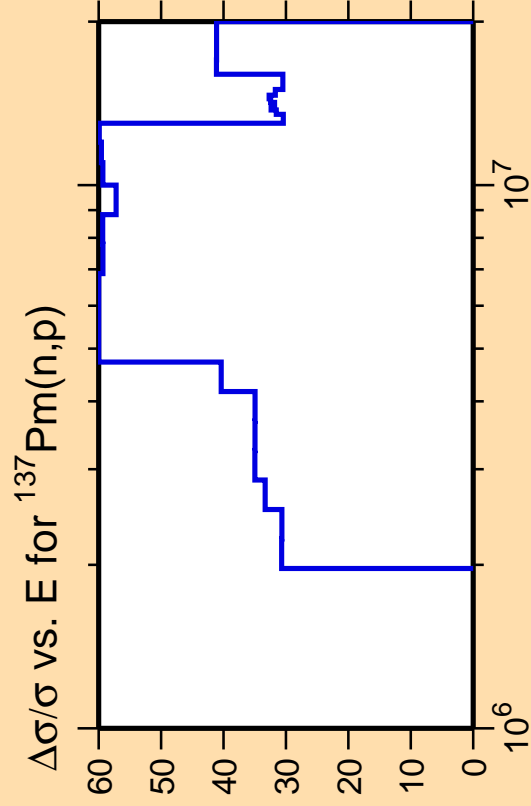
Abscissa scales are energy (eV).

Warning: some uncertainty
data were suppressed.



Correlation Matrix

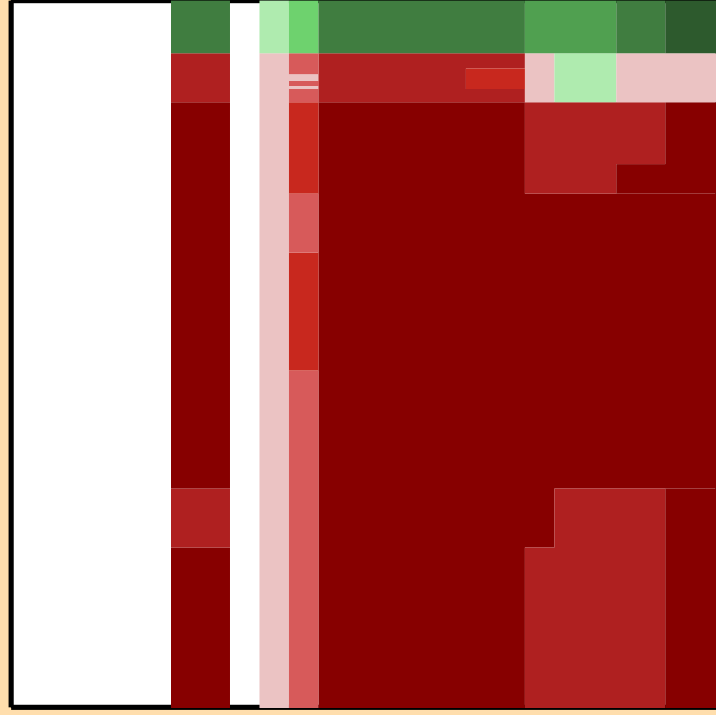
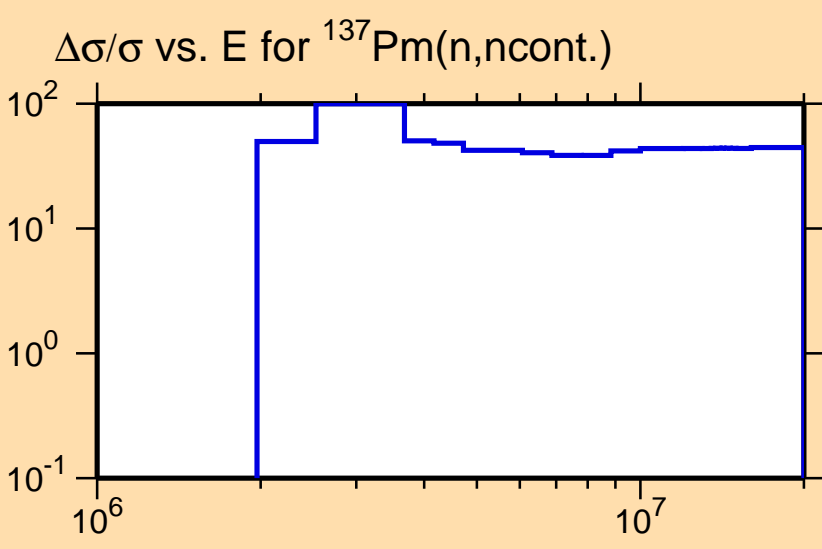


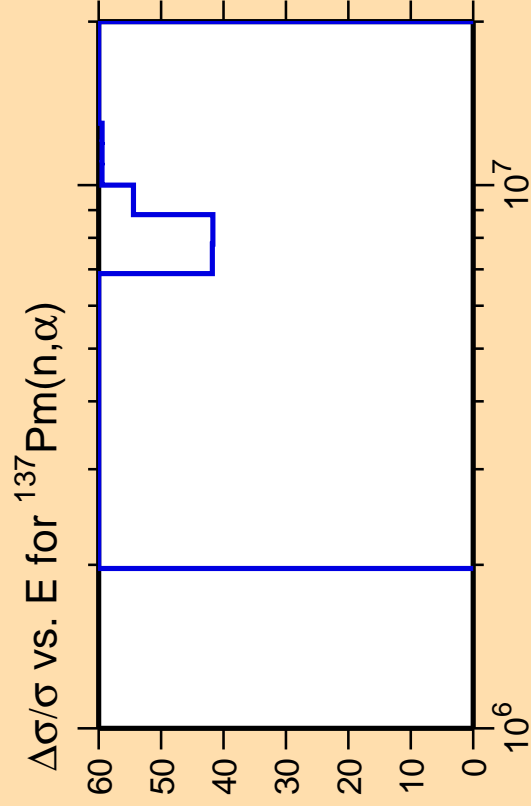


Ordinate scale is %
relative standard deviation.

Abscissa scales are energy (eV).

Warning: some uncertainty
data were suppressed.


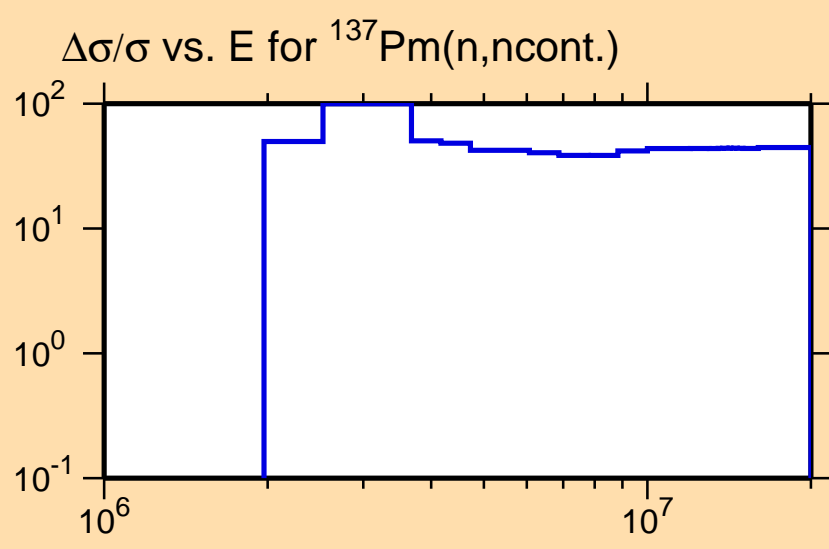




Ordinate scale is %
relative standard deviation.

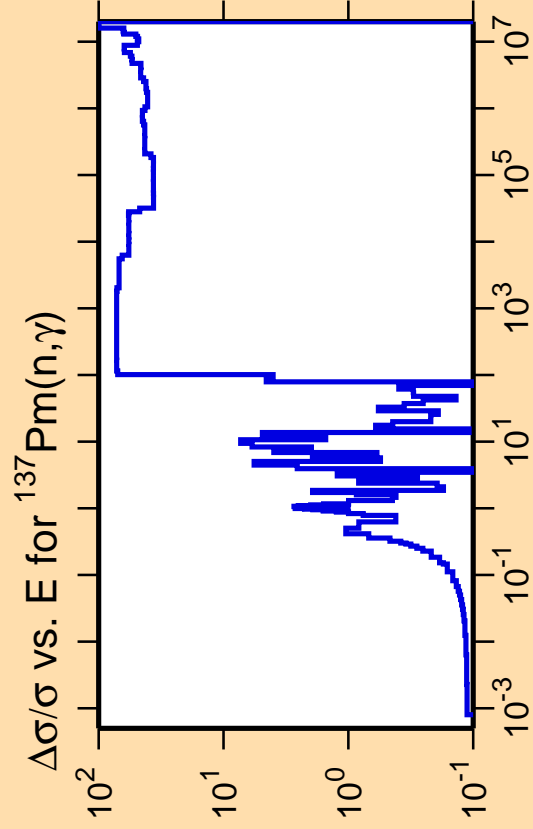
Abscissa scales are energy (eV).

Warning: some uncertainty
data were suppressed.



Correlation Matrix




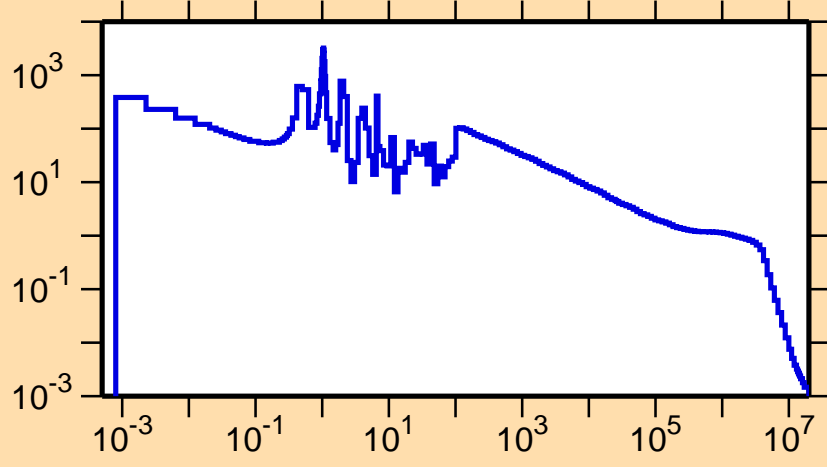


Ordinate scales are % relative standard deviation and barns.

Abscissa scales are energy (eV).

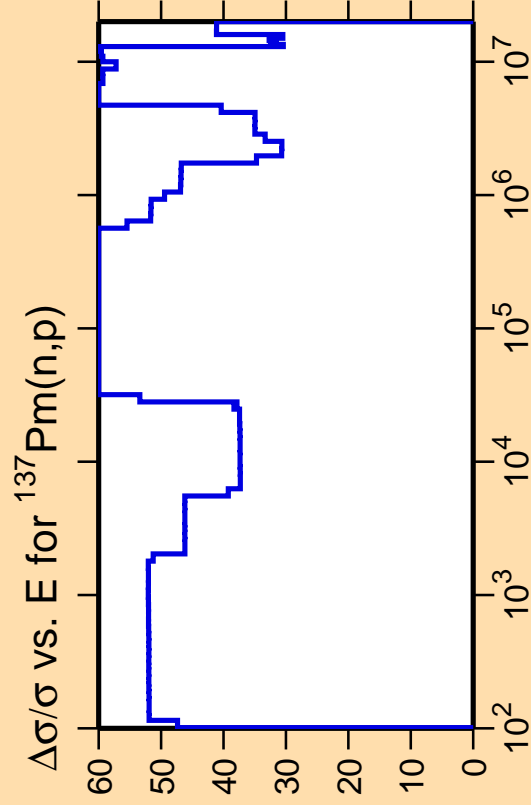
Warning: some uncertainty data were suppressed.

σ vs. E for $^{137}\text{Pm}(n,\gamma)$



Correlation Matrix

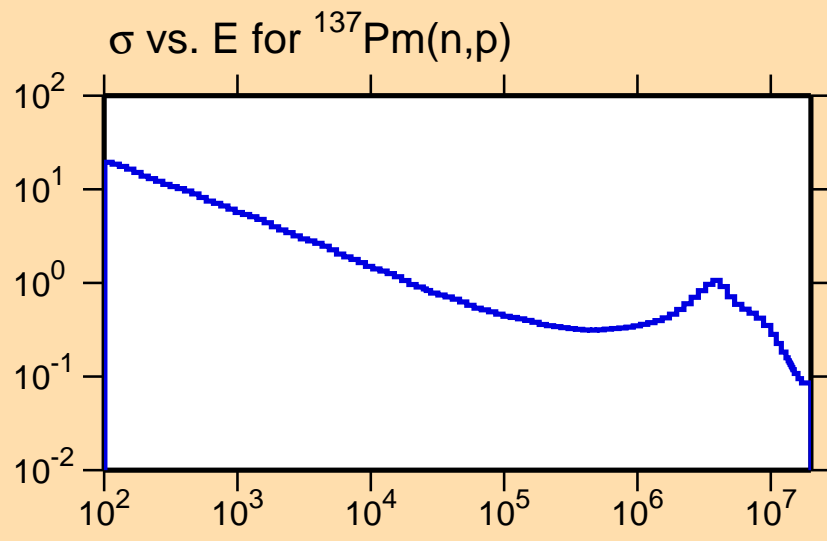




Ordinate scales are % relative standard deviation and barns.

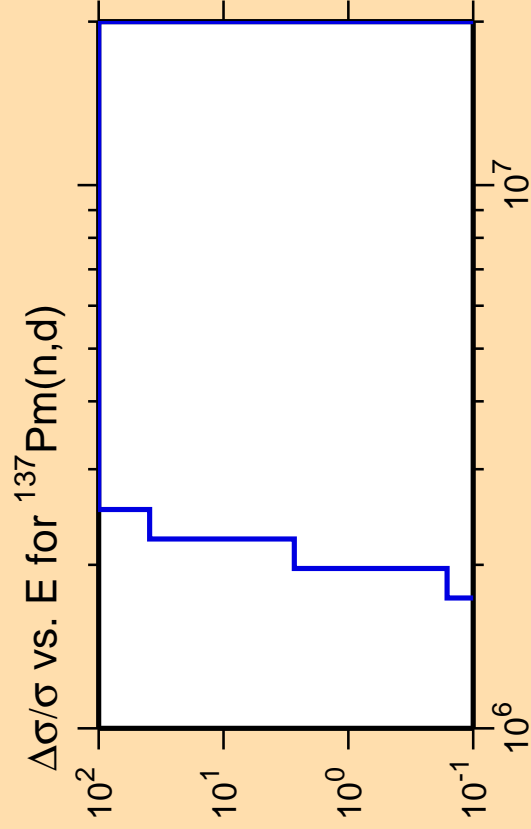
Abscissa scales are energy (eV).

Warning: some uncertainty data were suppressed.



Correlation Matrix


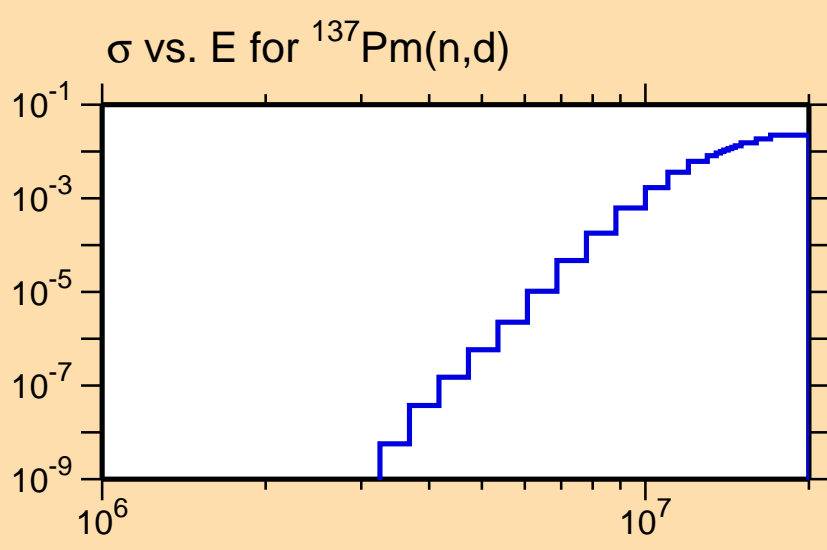




Ordinate scales are % relative standard deviation and barns.

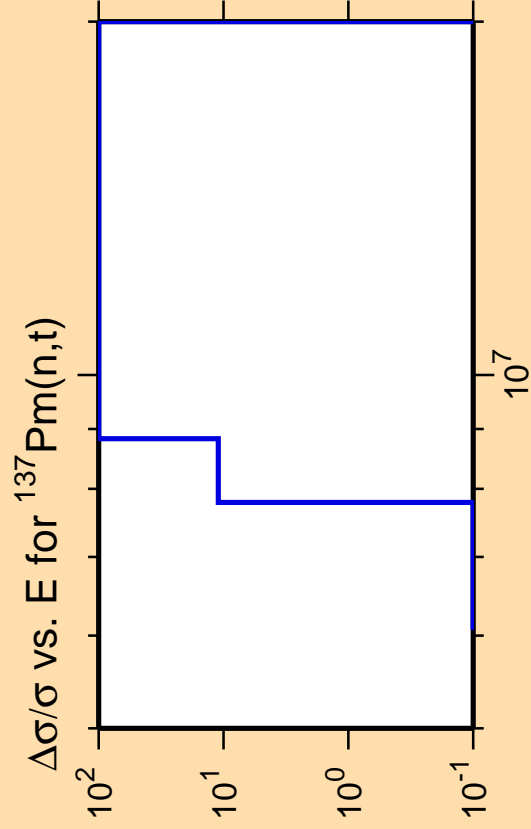
Abscissa scales are energy (eV).

Warning: some uncertainty data were suppressed.



Correlation Matrix

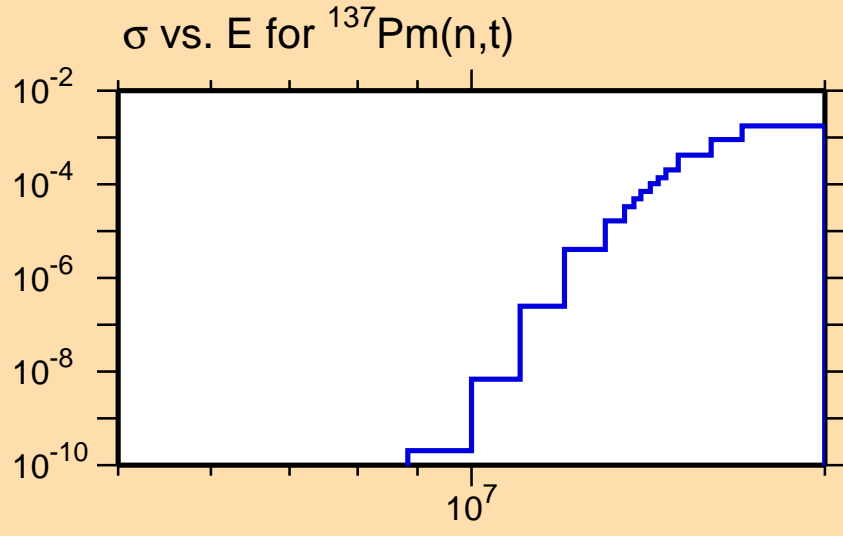




Ordinate scales are % relative standard deviation and barns.

Abscissa scales are energy (eV).

Warning: some uncertainty data were suppressed.

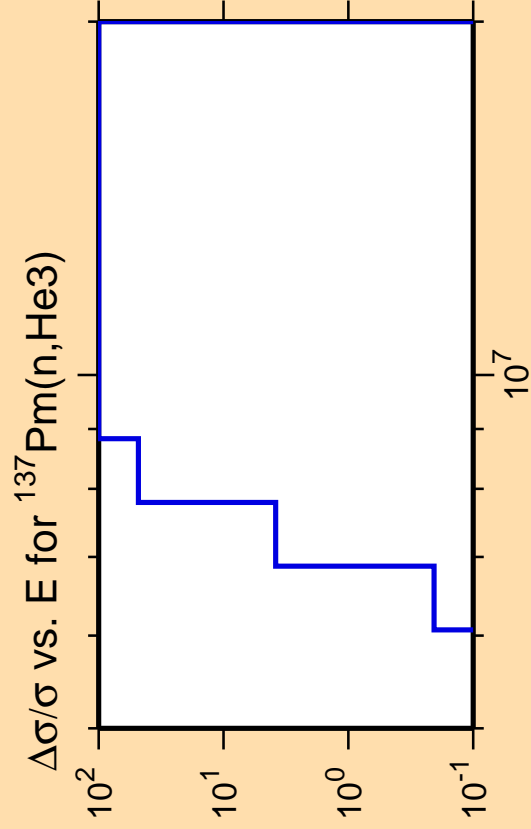


σ vs. E for $^{137}\text{Pm}(n,t)$



Correlation Matrix


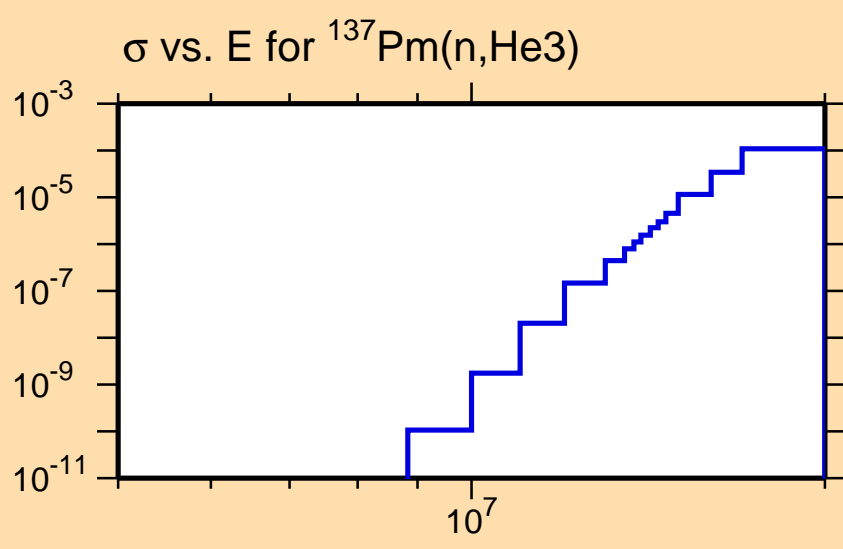




Ordinate scales are % relative standard deviation and barns.

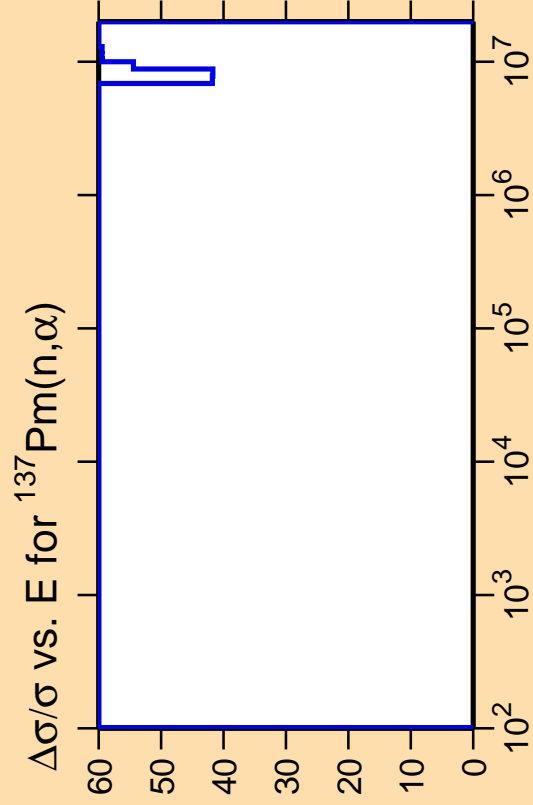
Abscissa scales are energy (eV).

Warning: some uncertainty data were suppressed.



Correlation Matrix




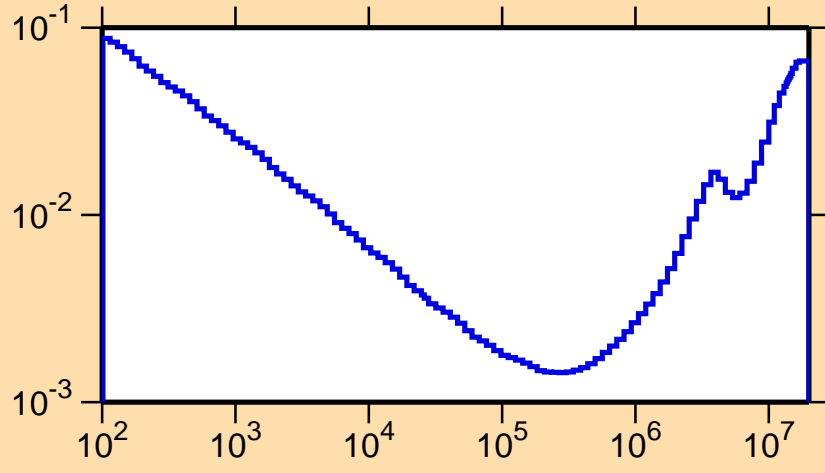


Ordinate scales are % relative standard deviation and barns.

Abscissa scales are energy (eV).

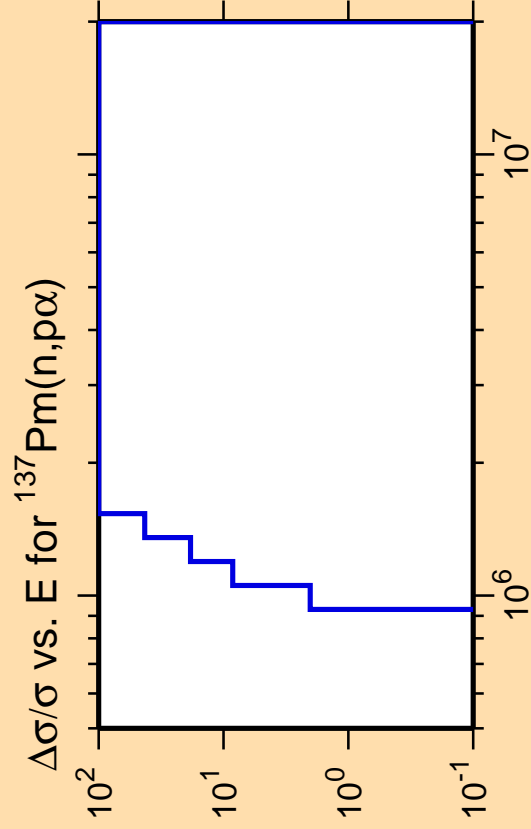
Warning: some uncertainty data were suppressed.

σ vs. E for $^{137}\text{Pm}(n,\alpha)$



Correlation Matrix


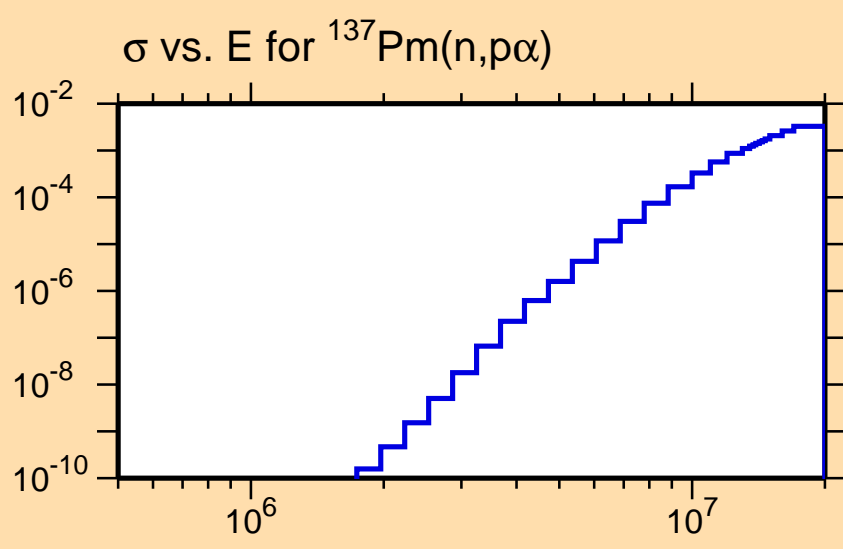




Ordinate scales are % relative standard deviation and barns.

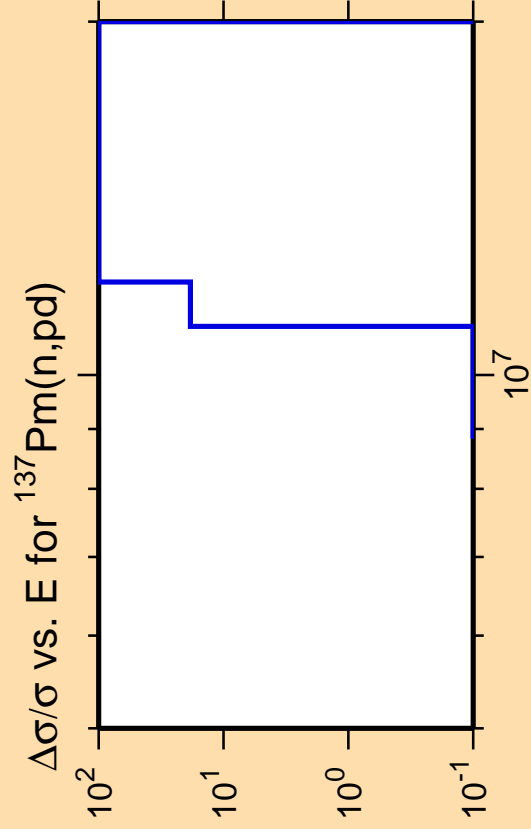
Abscissa scales are energy (eV).

Warning: some uncertainty data were suppressed.



Correlation Matrix

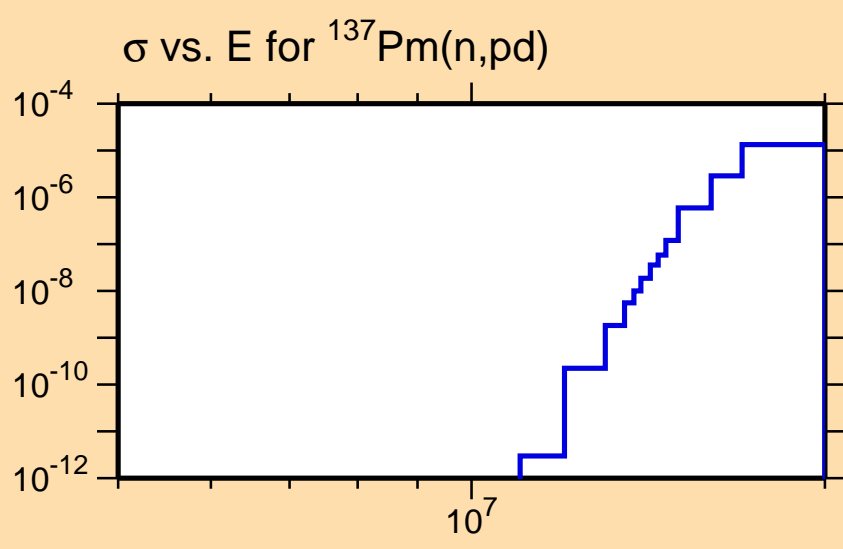




Ordinate scales are % relative standard deviation and barns.

Abscissa scales are energy (eV).

Warning: some uncertainty data were suppressed.



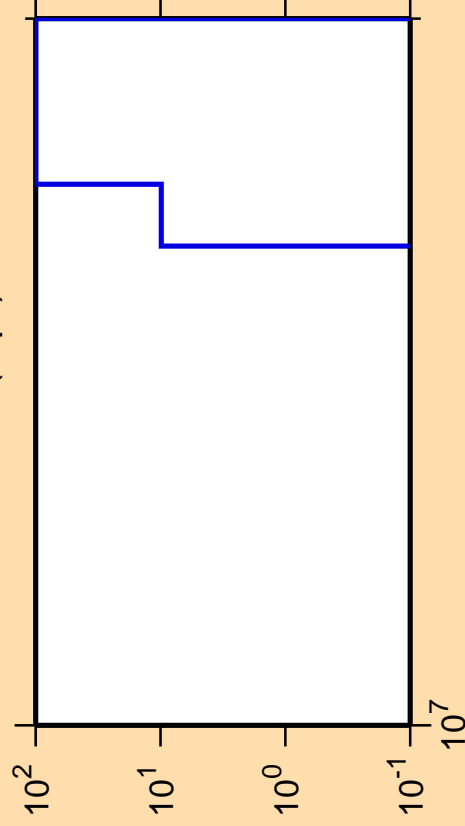
σ vs. E for $^{137}\text{Pm}(n,pd)$



Correlation Matrix



$\Delta\sigma/\sigma$ vs. E for $^{137}\text{Pm}(n,pt)$

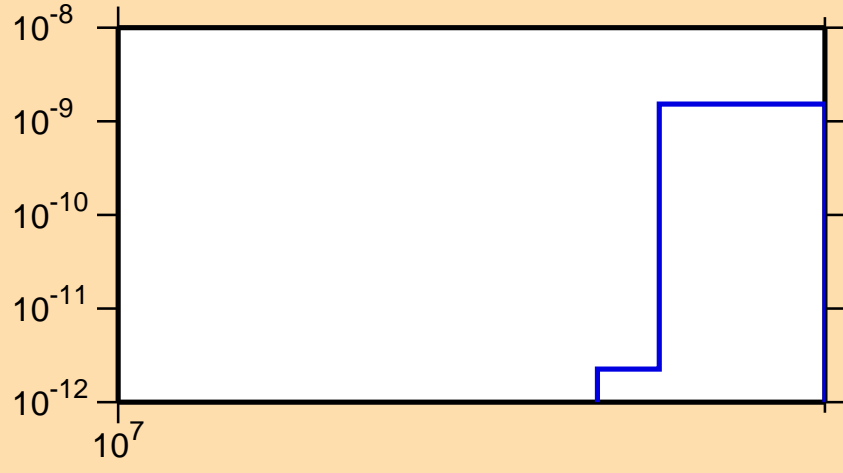


Ordinate scales are % relative standard deviation and barns.

Abscissa scales are energy (eV).

Warning: some uncertainty data were suppressed.

σ vs. E for $^{137}\text{Pm}(n,pt)$



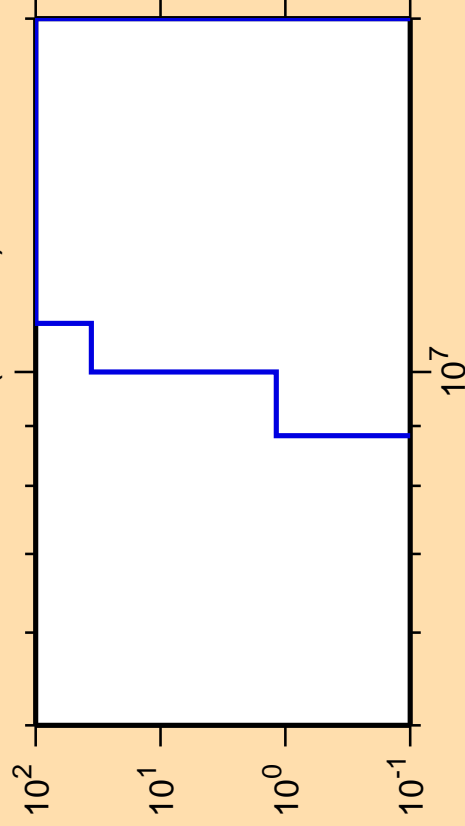
10^7



Correlation Matrix



$\Delta\sigma/\sigma$ vs. E for $^{137}\text{Pm}(\text{mt117})$


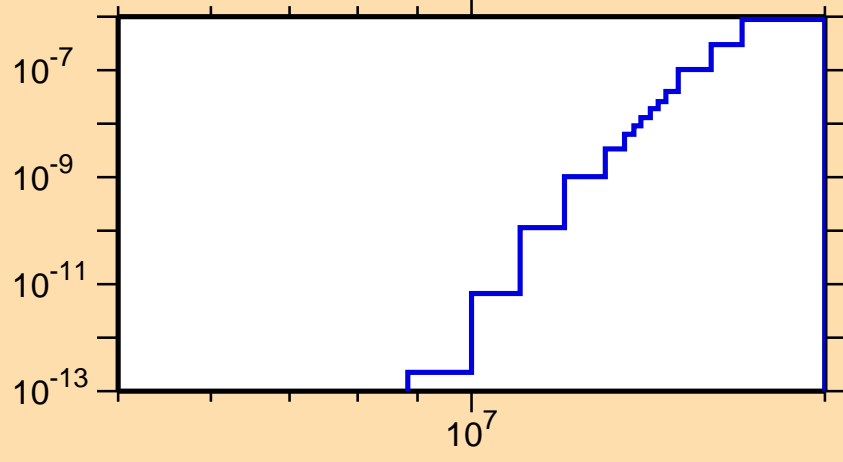


Ordinate scales are % relative standard deviation and barns.

Abscissa scales are energy (eV).

Warning: some uncertainty data were suppressed.

σ vs. E for $^{137}\text{Pm}(\text{mt117})$



Correlation Matrix

