
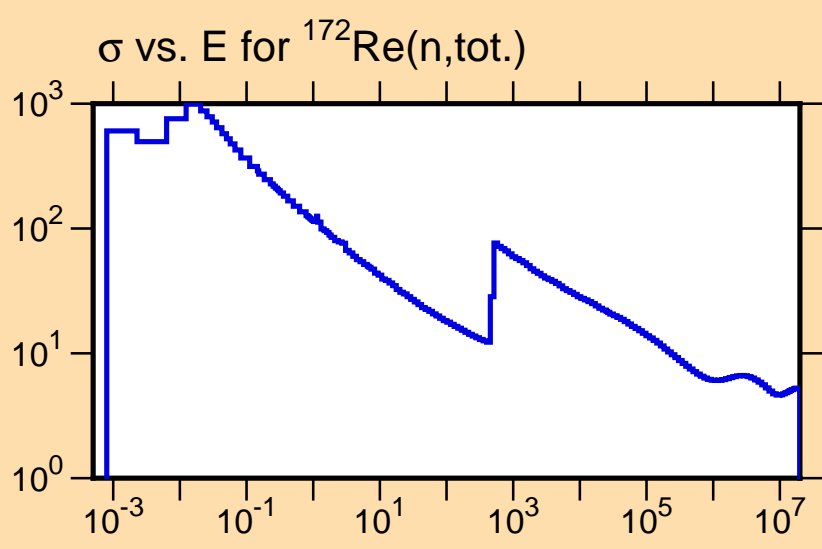
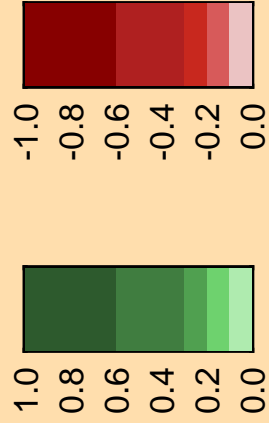
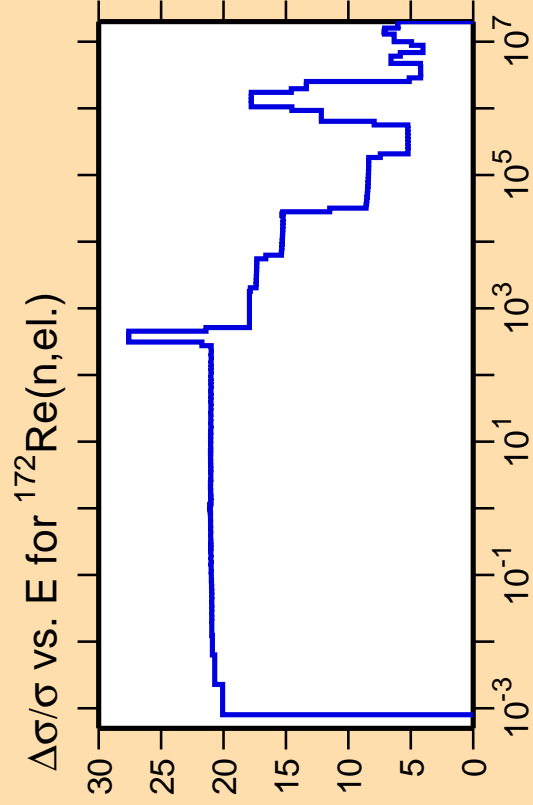


Ordinate scales are % relative standard deviation and barns.  
 Abscissa scales are energy (eV).




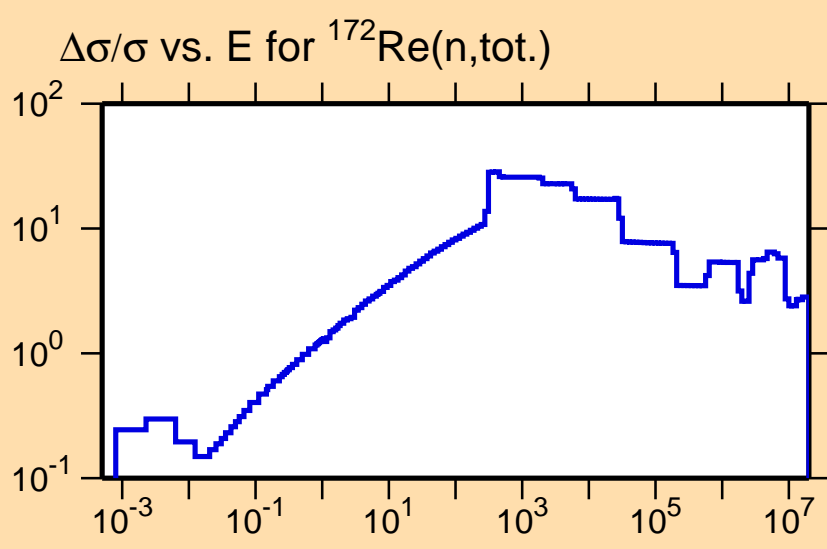
Correlation Matrix





Ordinate scale is %  
relative standard deviation.

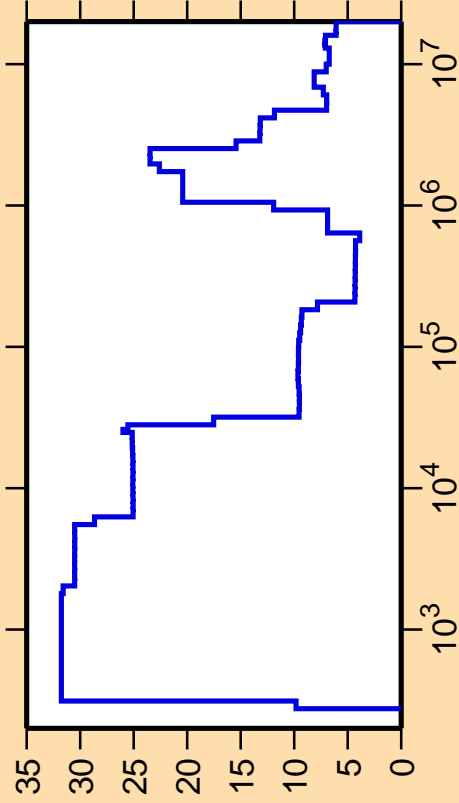
Abscissa scales are energy (eV).



Correlation Matrix



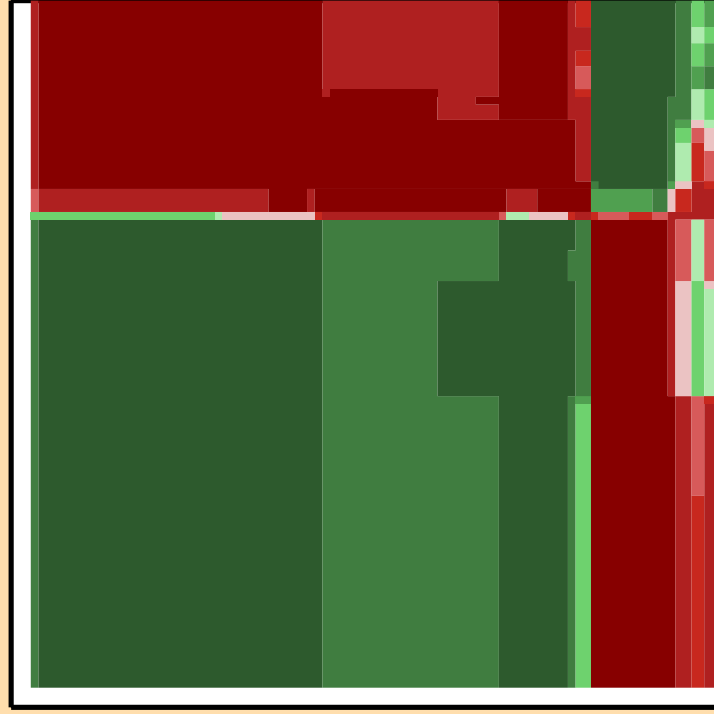
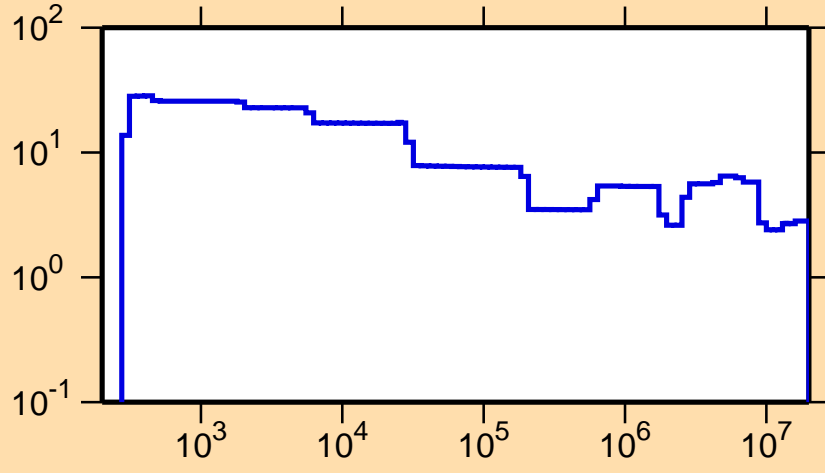
$\Delta\sigma/\sigma$  vs. E for  $^{172}\text{Re}(n,\text{nonel.})$



Ordinate scale is %  
relative standard deviation.

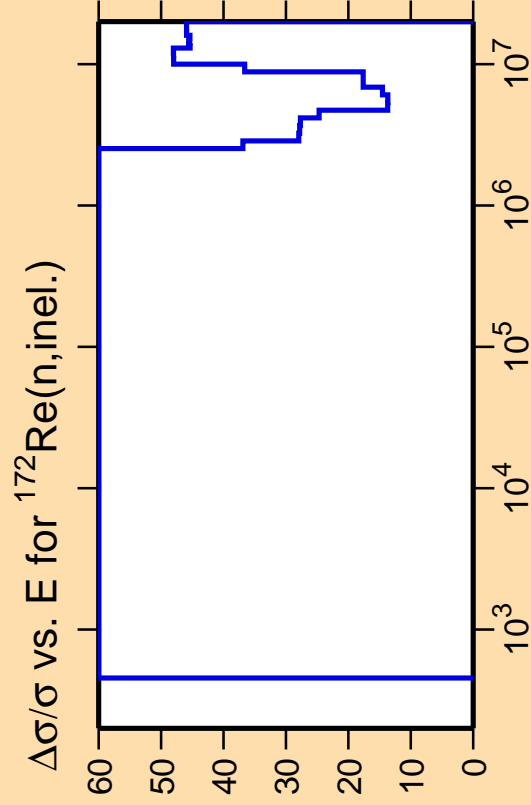
Abscissa scales are energy (eV).

$\Delta\sigma/\sigma$  vs. E for  $^{172}\text{Re}(n,\text{tot.})$



Correlation Matrix

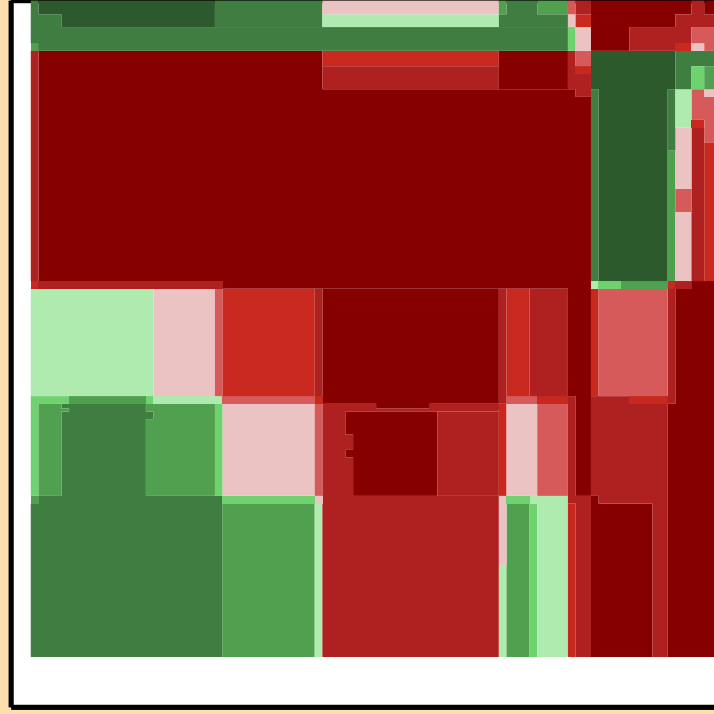
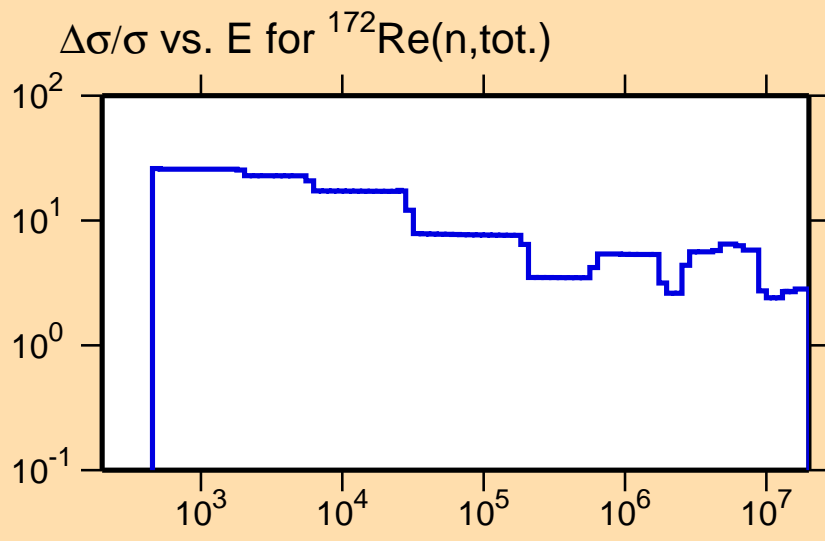




Ordinate scale is %  
relative standard deviation.

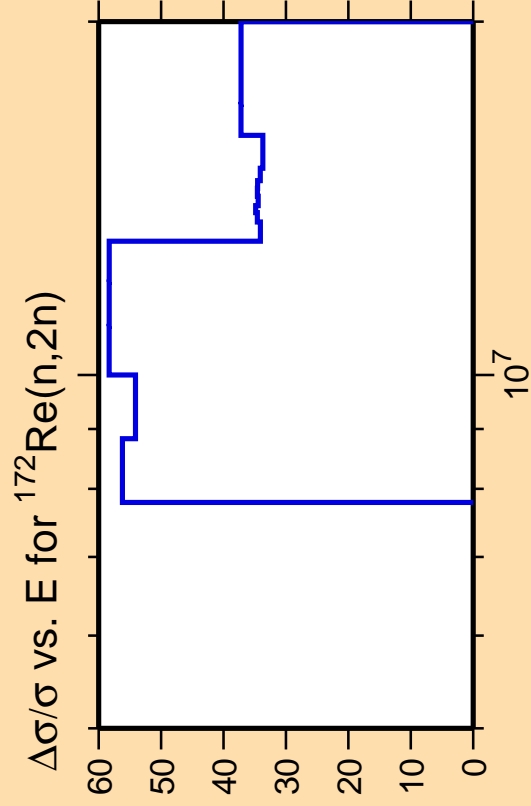
Abscissa scales are energy (eV).

Warning: some uncertainty  
data were suppressed.



Correlation Matrix


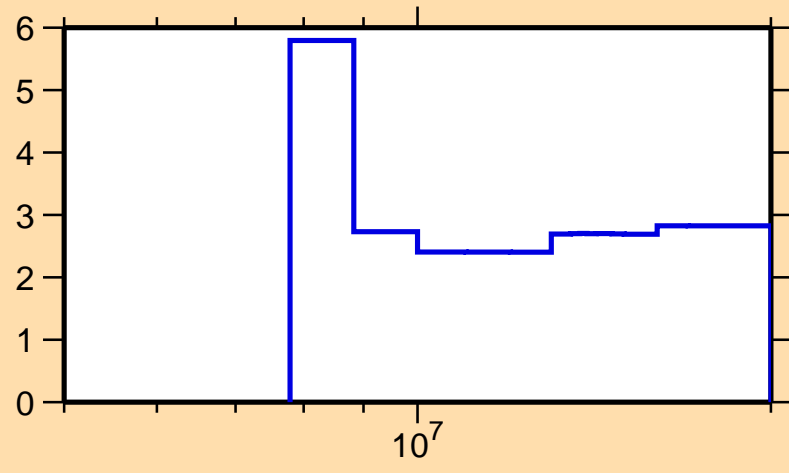




Ordinate scale is %  
relative standard deviation.

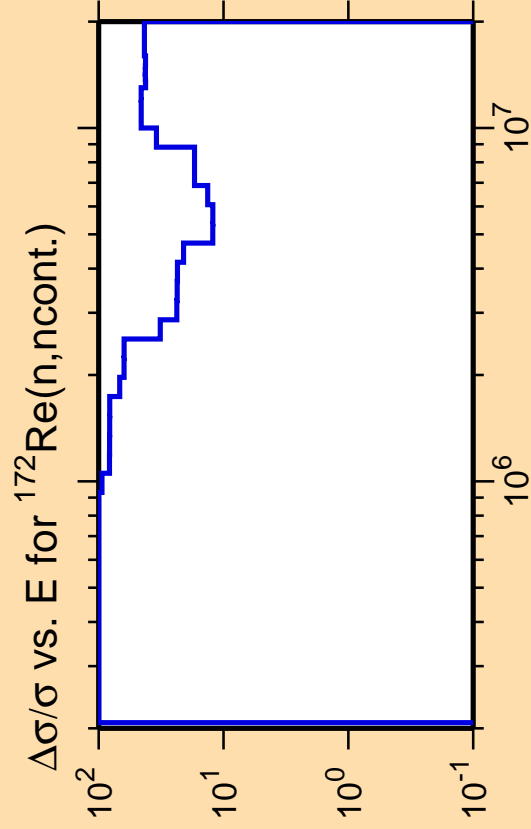
Abscissa scales are energy (eV).

$\Delta\sigma/\sigma$  vs. E for  $^{172}\text{Re}(n,\text{tot.})$



Correlation Matrix

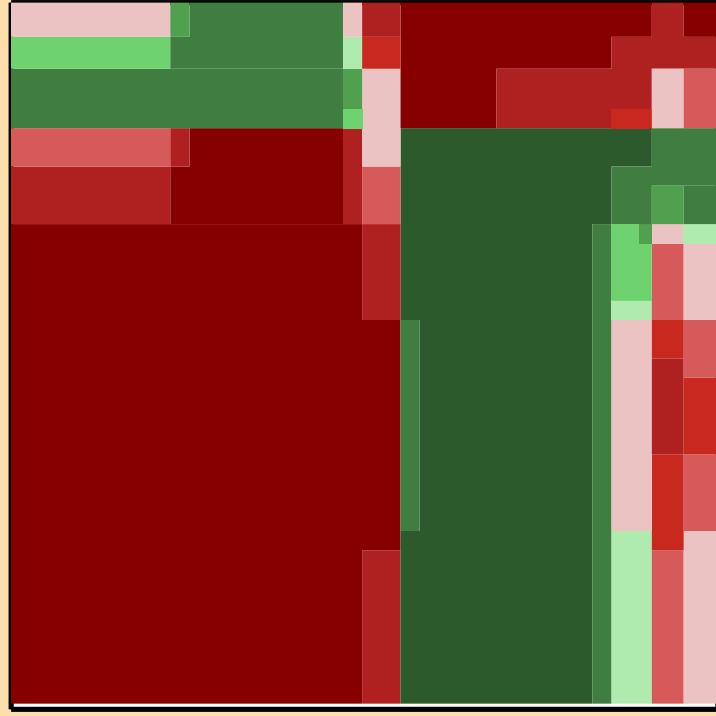
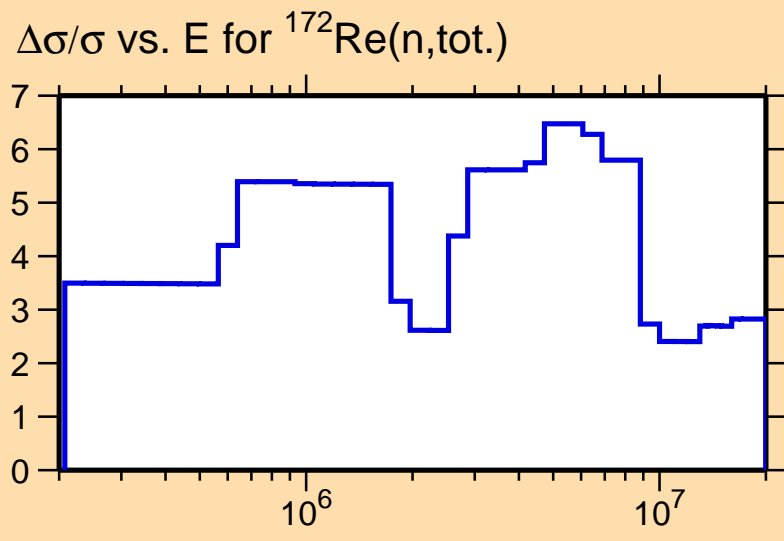




Ordinate scale is %  
relative standard deviation.

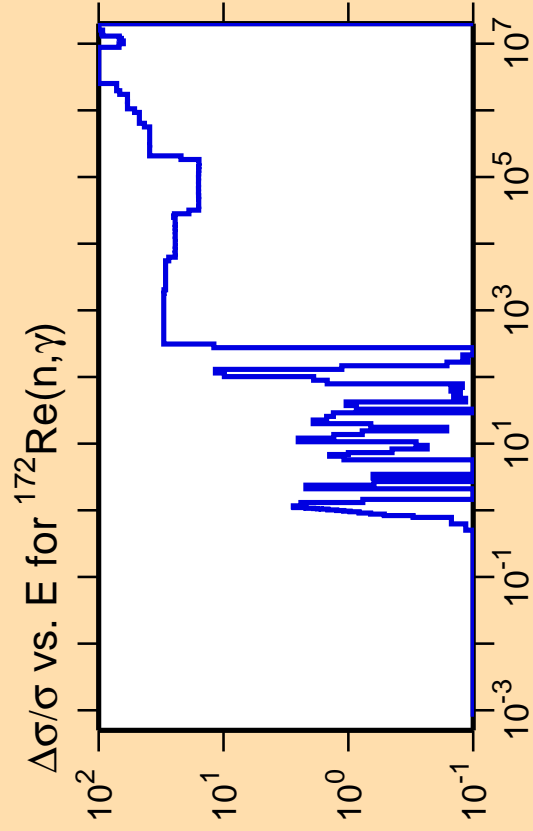
Abscissa scales are energy (eV).

Warning: some uncertainty  
data were suppressed.



Correlation Matrix




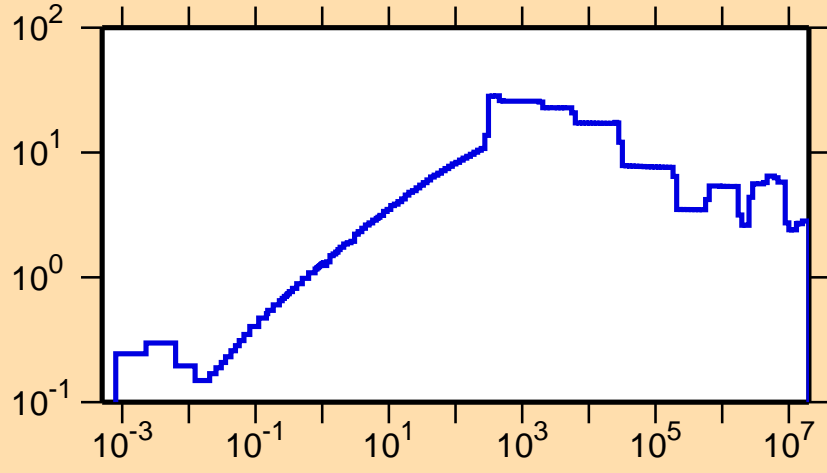


Ordinate scale is %  
relative standard deviation.

Abscissa scales are energy (eV).

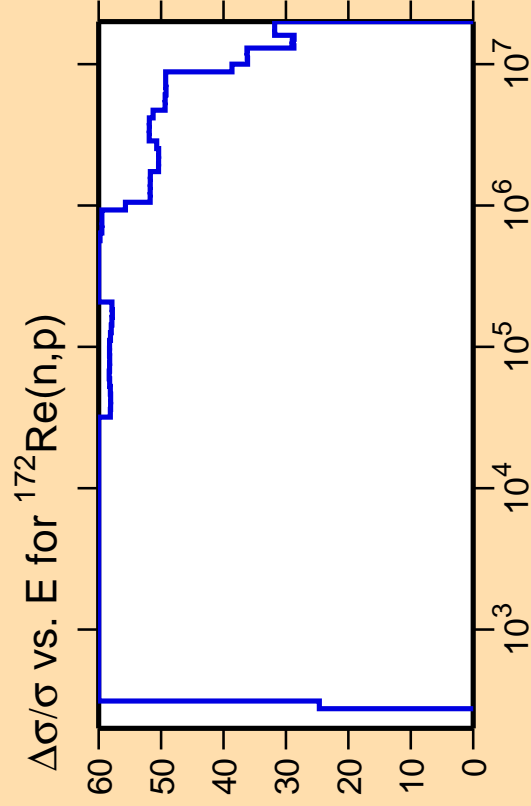
Warning: some uncertainty  
data were suppressed.

$\Delta\sigma/\sigma$  vs. E for  $^{172}\text{Re}(n,\text{tot.})$



Correlation Matrix

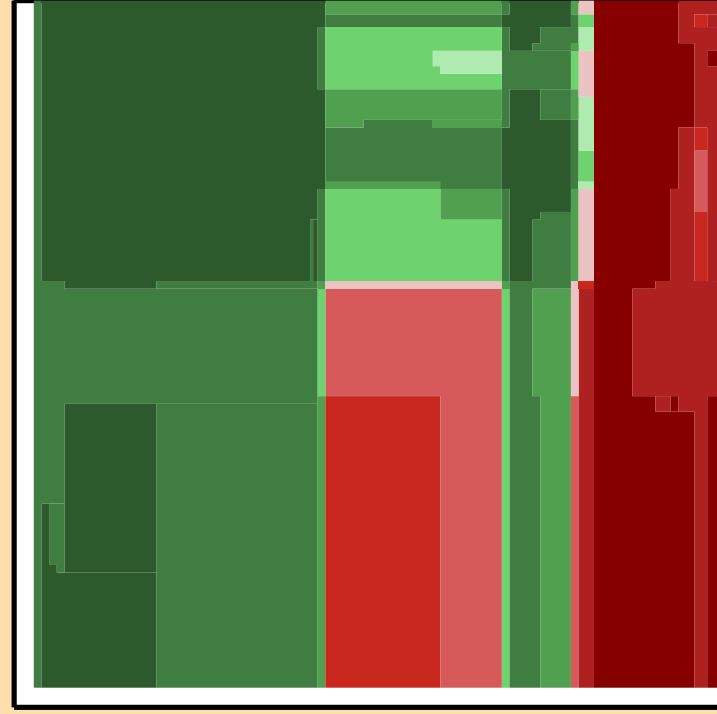
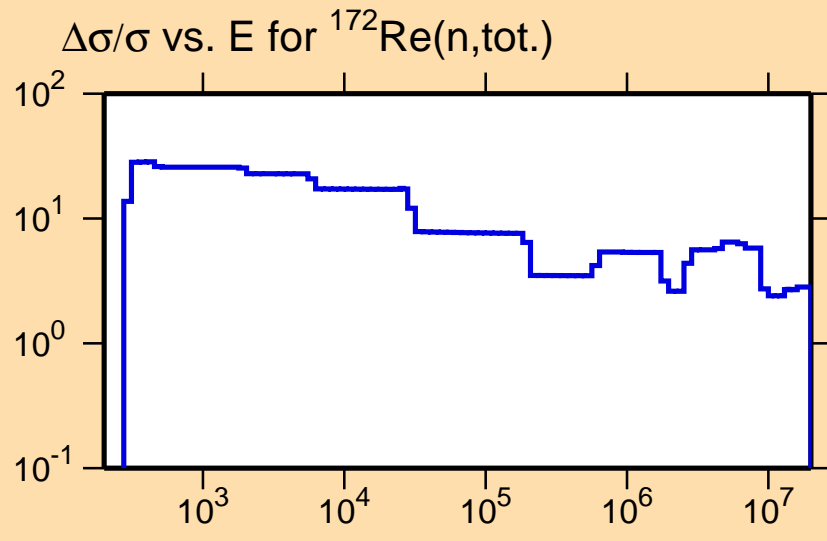




Ordinate scale is %  
relative standard deviation.

Abscissa scales are energy (eV).

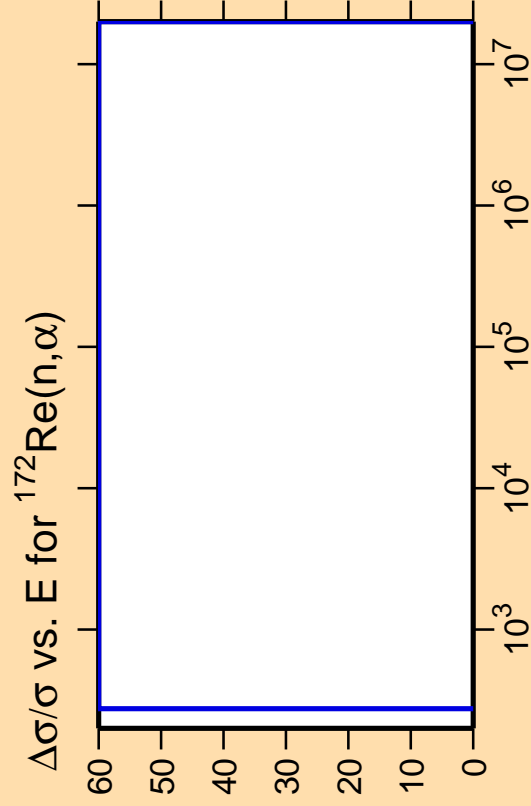
Warning: some uncertainty  
data were suppressed.



Correlation Matrix





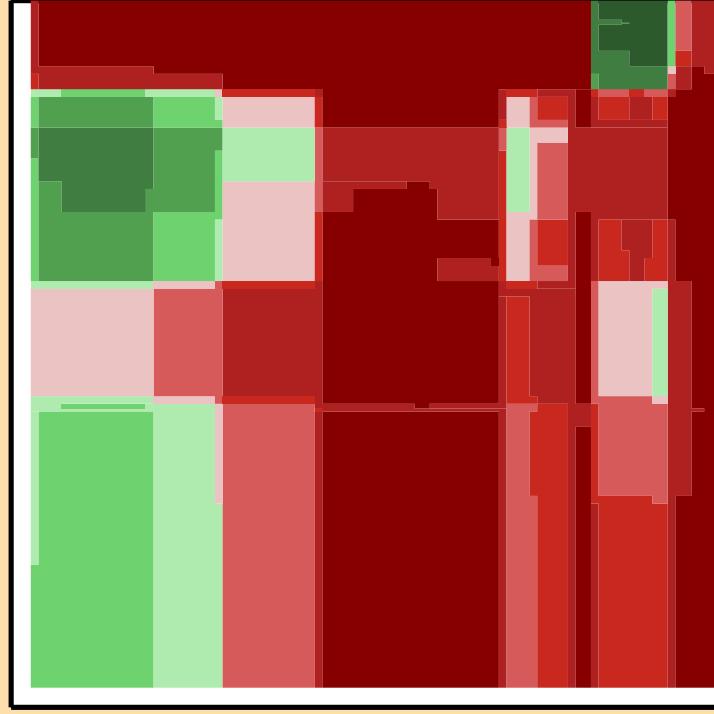
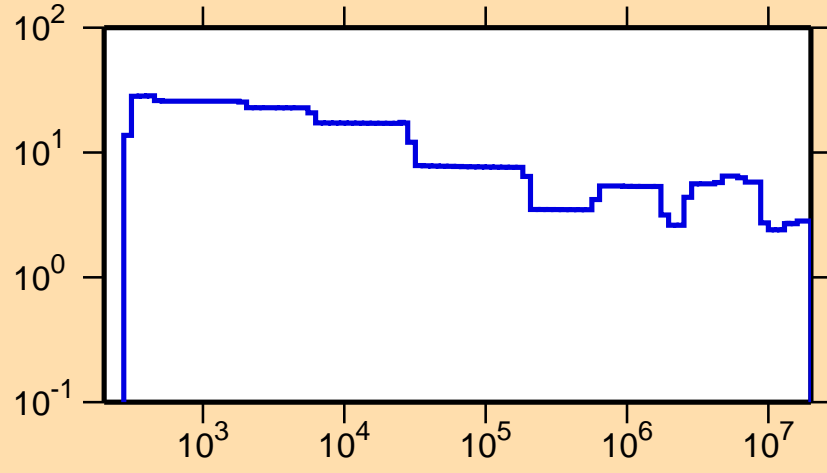


Ordinate scale is %  
relative standard deviation.

Abscissa scales are energy (eV).

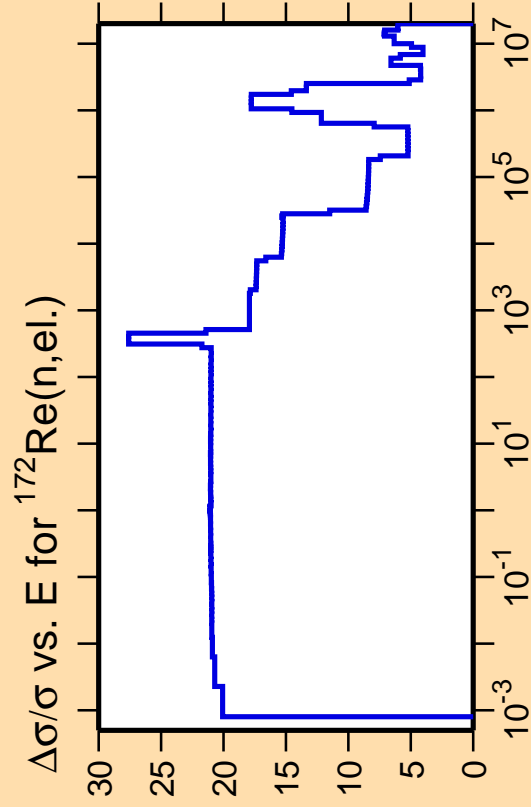
Warning: some uncertainty  
data were suppressed.

$\Delta\sigma/\sigma$  vs. E for  $^{172}\text{Re}(n,\text{tot.})$



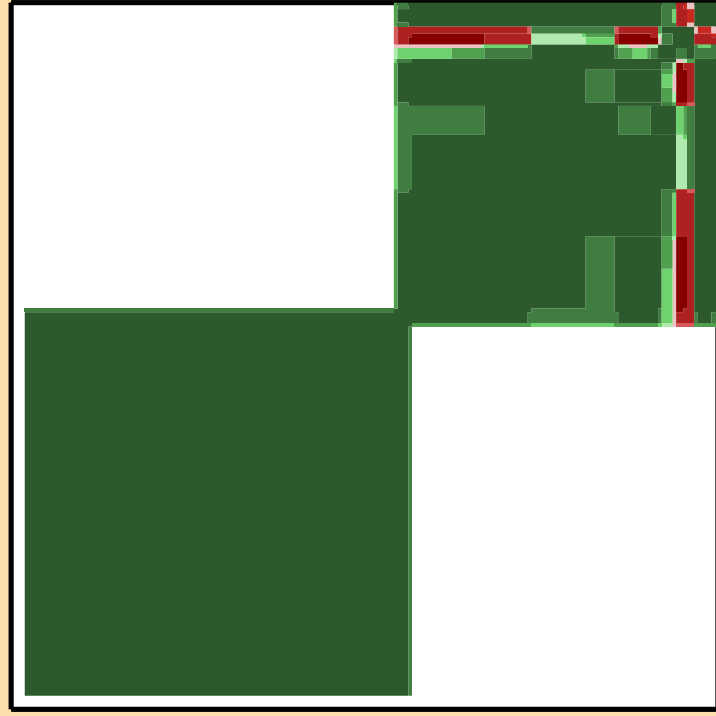
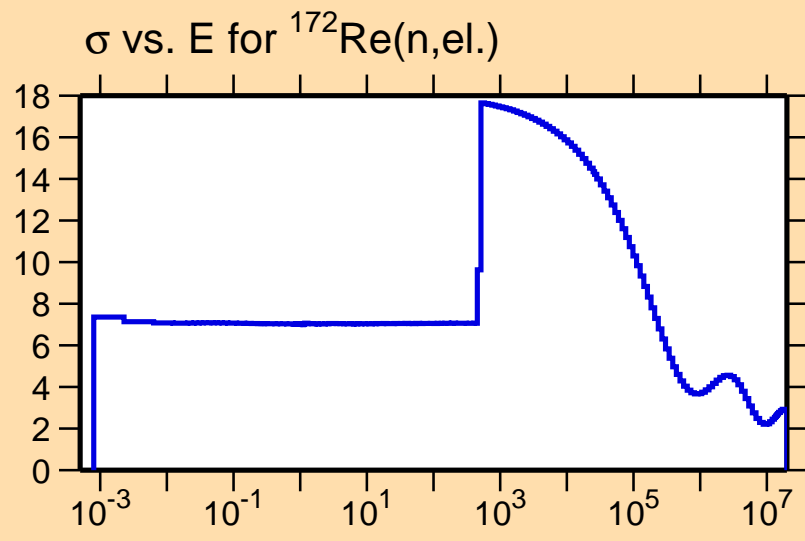
Correlation Matrix





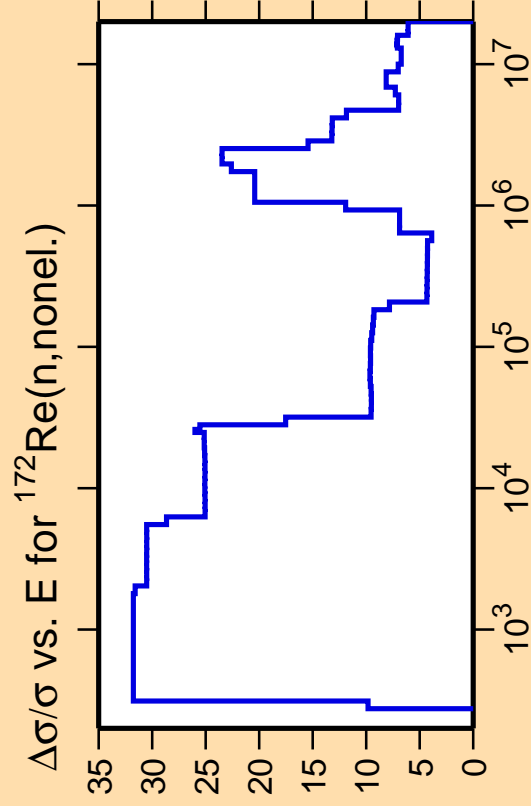
Ordinate scales are % relative standard deviation and barns.

Abscissa scales are energy (eV).



Correlation Matrix

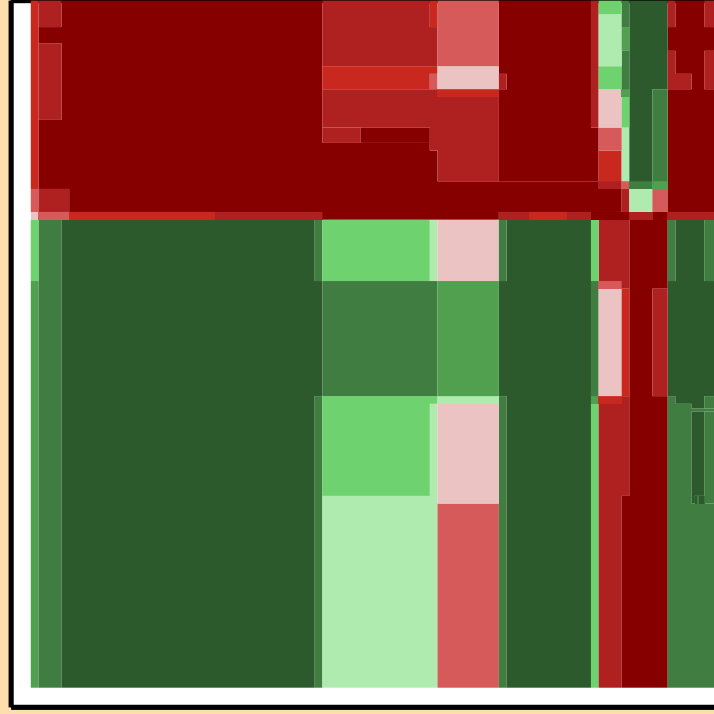
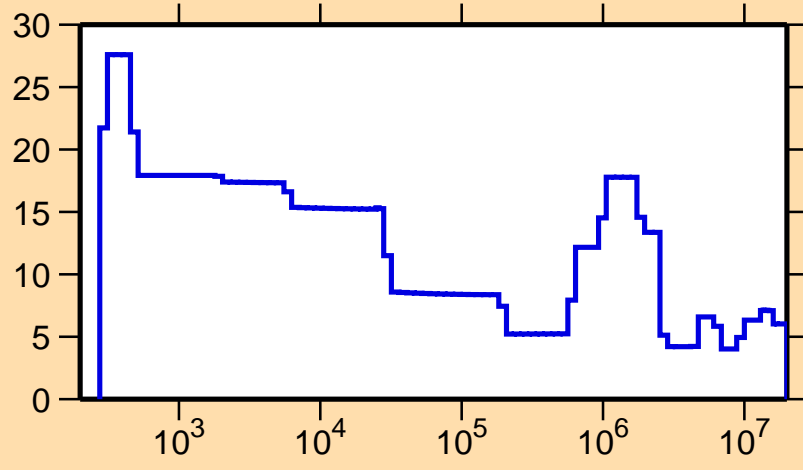




Ordinate scale is %  
relative standard deviation.

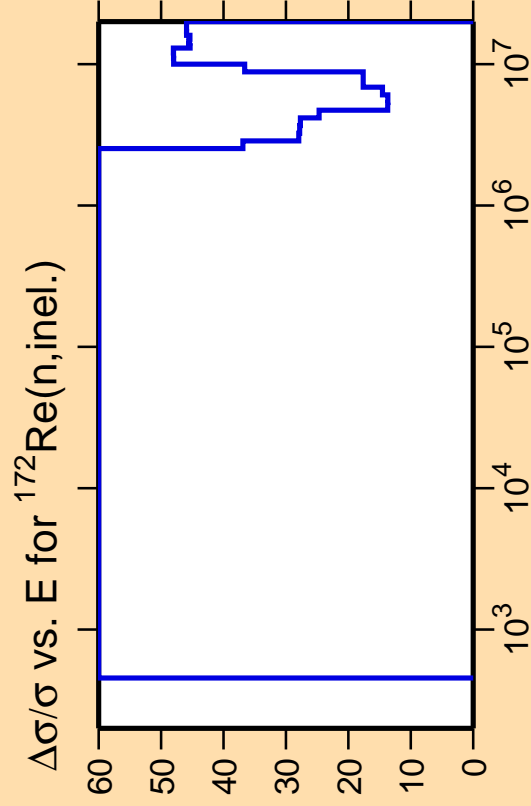
Abscissa scales are energy (eV).

$\Delta\sigma/\sigma$  vs. E for  $^{172}\text{Re}(n,\text{el.})$



Correlation Matrix



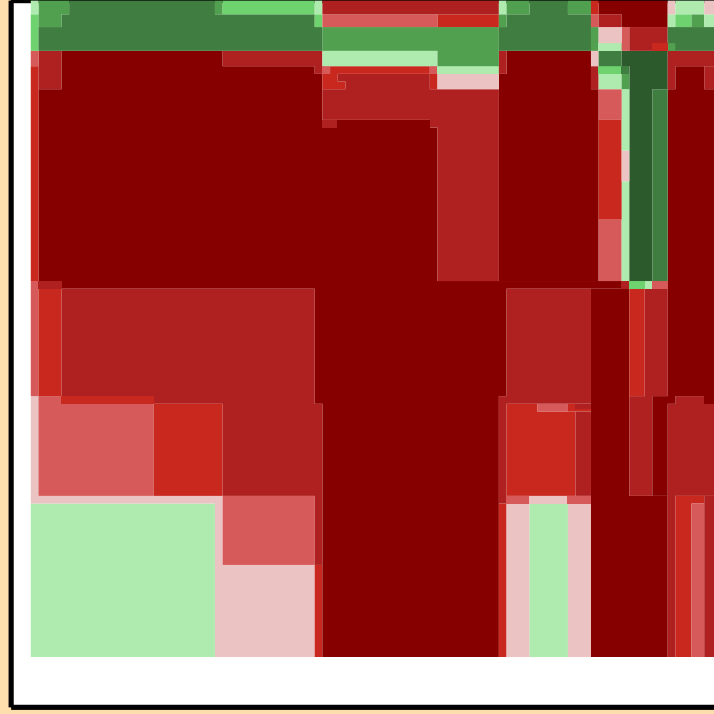
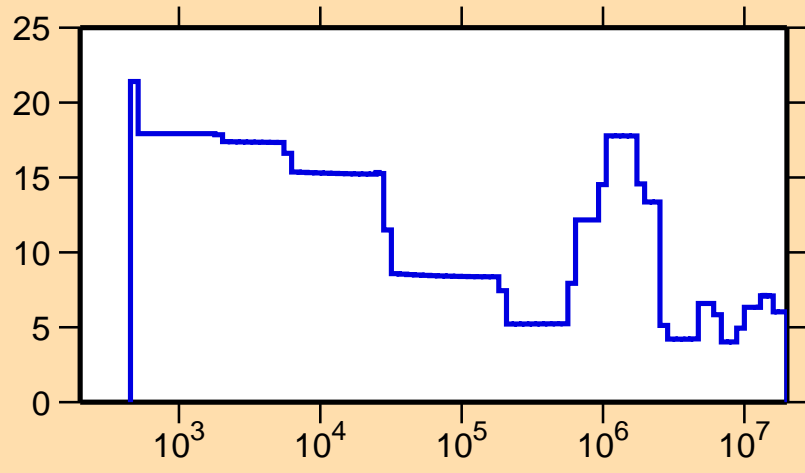


Ordinate scale is %  
relative standard deviation.

Abscissa scales are energy (eV).

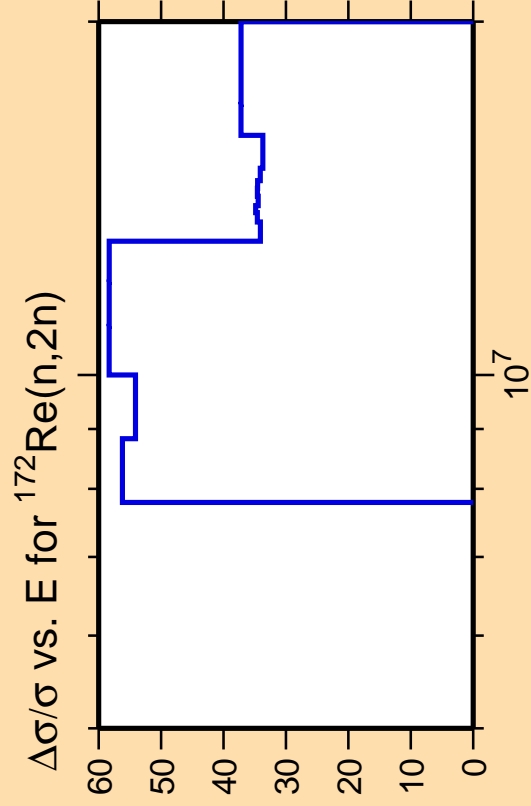
Warning: some uncertainty  
data were suppressed.

$\Delta\sigma/\sigma$  vs. E for  $^{172}\text{Re}(n,\text{el.})$



Correlation Matrix


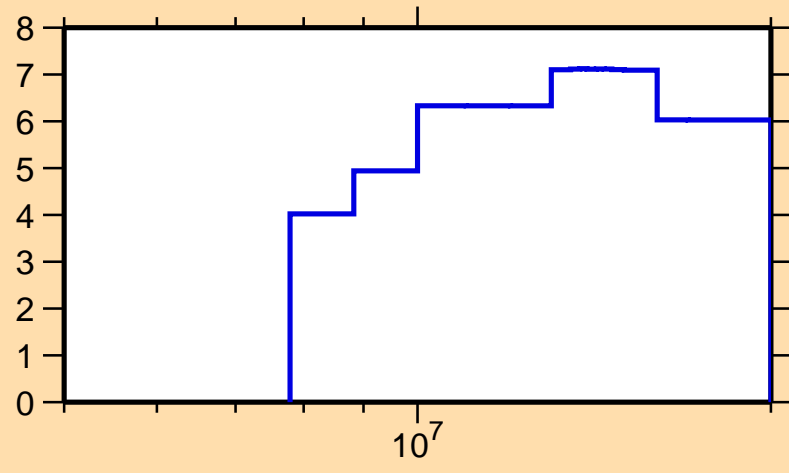




Ordinate scale is %  
relative standard deviation.

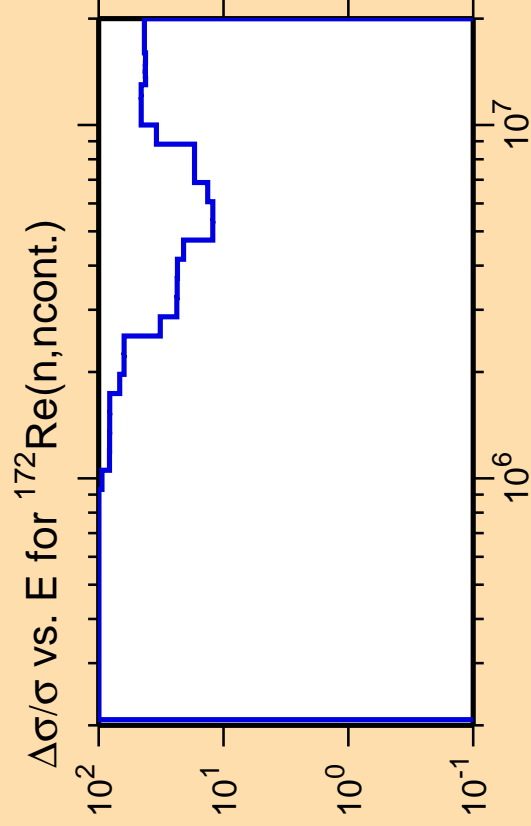
Abscissa scales are energy (eV).

$\Delta\sigma/\sigma$  vs. E for  $^{172}\text{Re}(n,\text{el.})$



Correlation Matrix




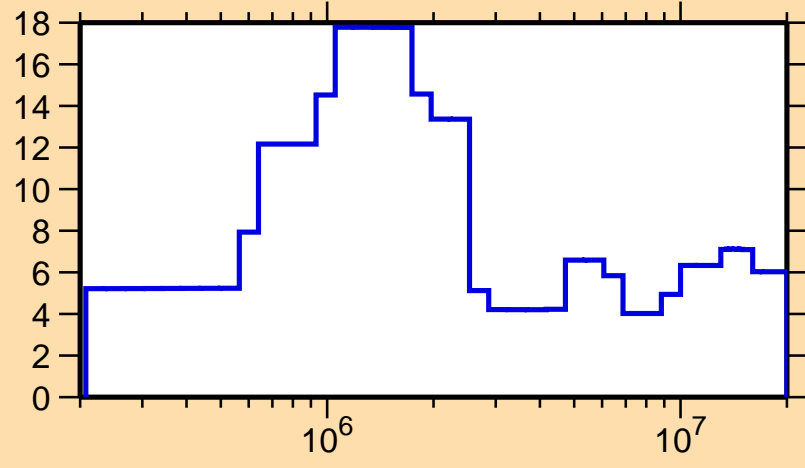


Ordinate scale is %  
relative standard deviation.

Abscissa scales are energy (eV).

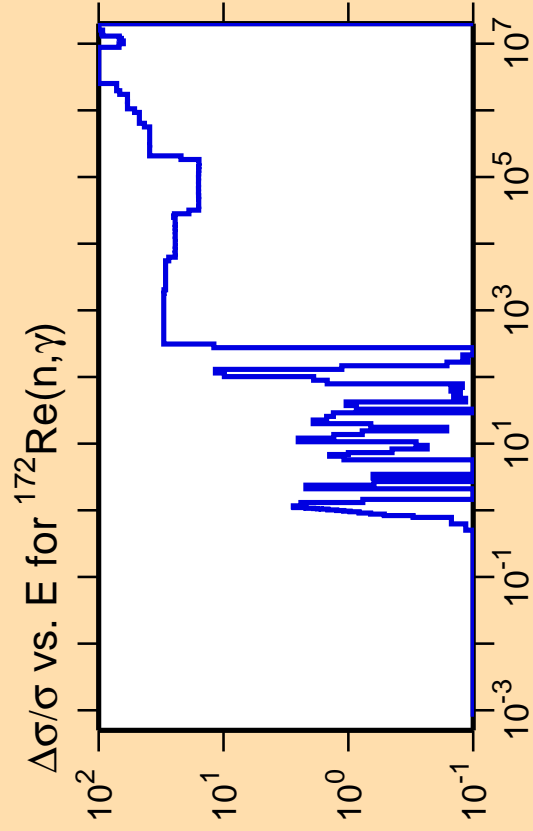
Warning: some uncertainty  
data were suppressed.

$\Delta\sigma/\sigma$  vs. E for  $^{172}\text{Re}(n, el.)$



Correlation Matrix




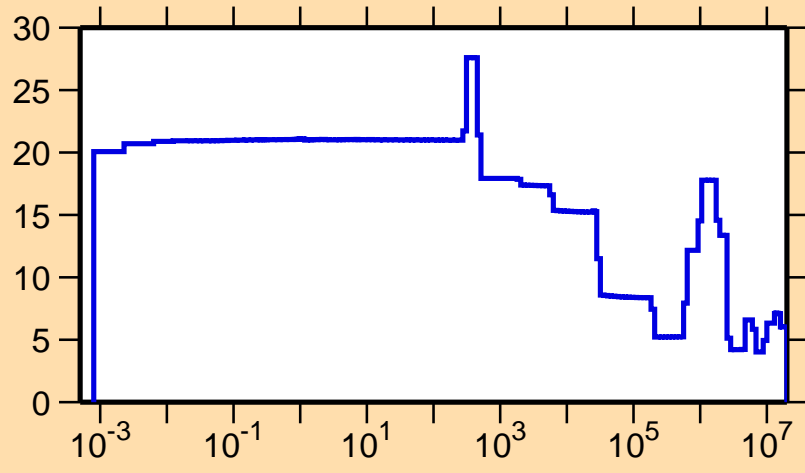


Ordinate scale is %  
relative standard deviation.

Abscissa scales are energy (eV).

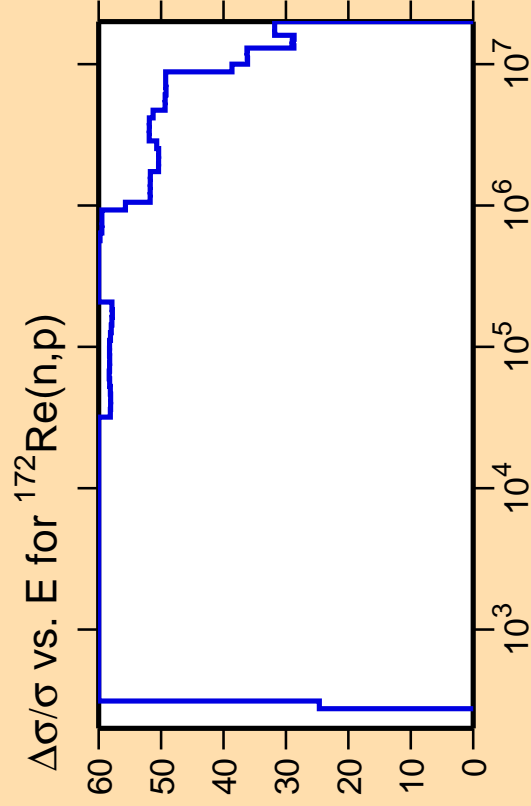
Warning: some uncertainty  
data were suppressed.

$\Delta\sigma/\sigma$  vs. E for  $^{172}\text{Re}(n,\text{el.})$



Correlation Matrix



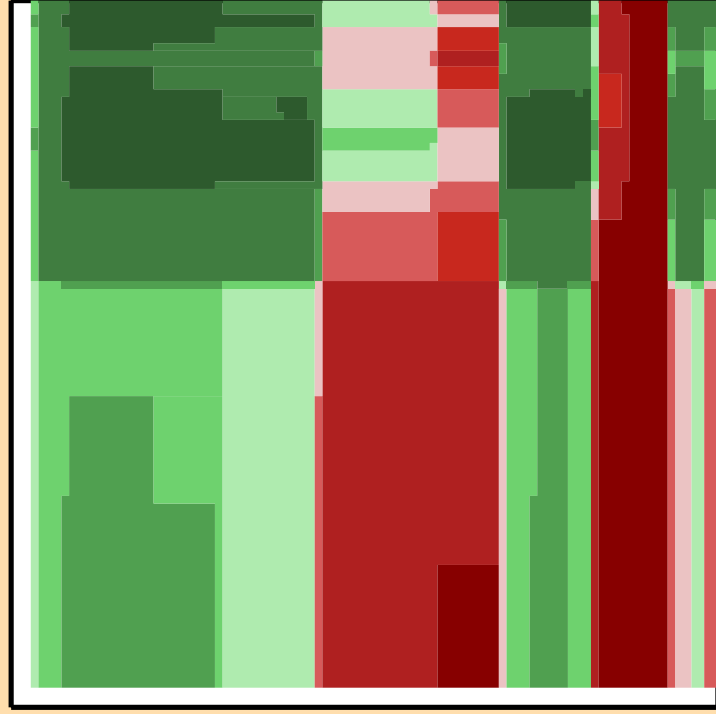
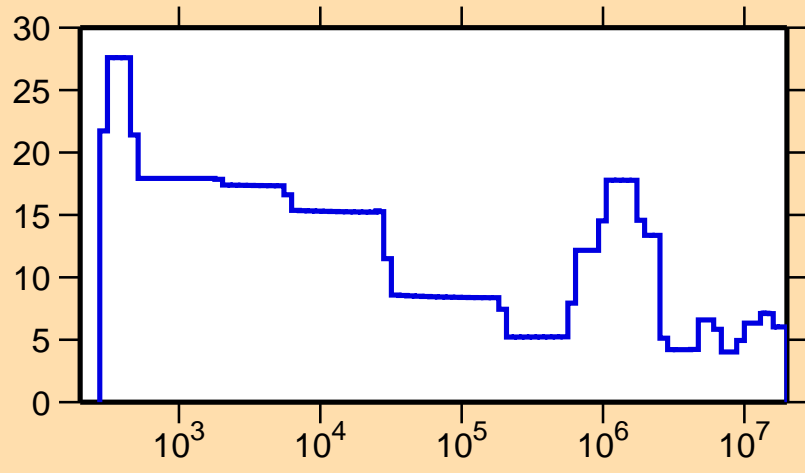


Ordinate scale is %  
relative standard deviation.

Abscissa scales are energy (eV).

Warning: some uncertainty  
data were suppressed.

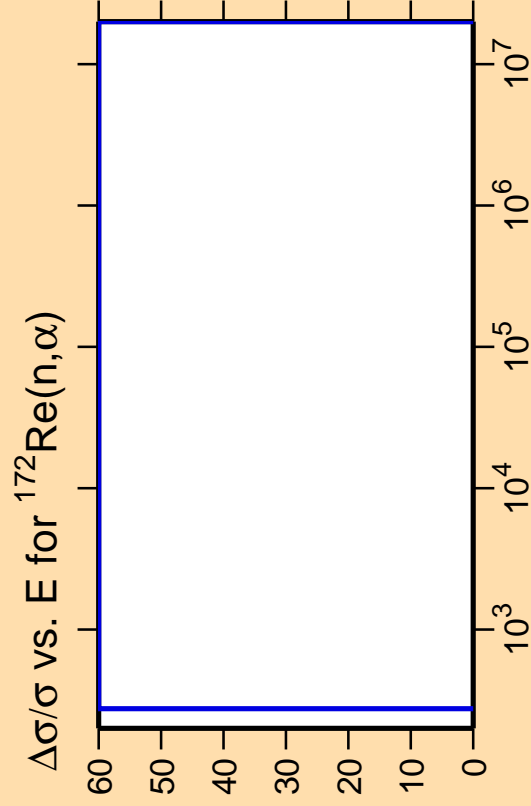
$\Delta\sigma/\sigma$  vs. E for  $^{172}\text{Re}(n,\text{el.})$



Correlation Matrix






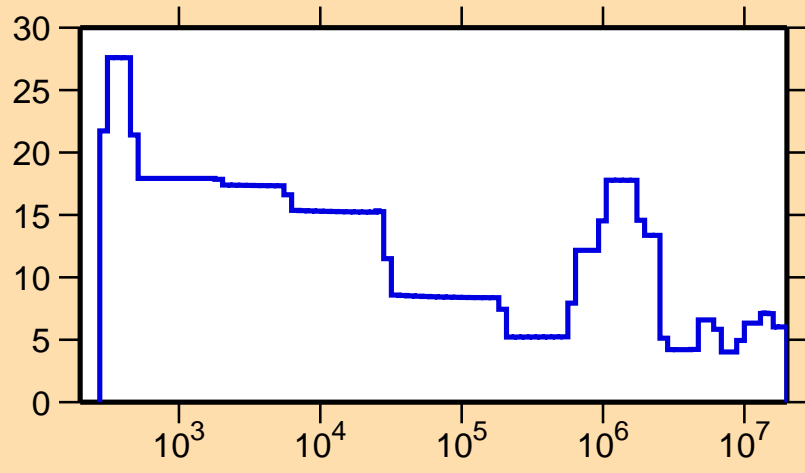


Ordinate scale is %  
relative standard deviation.

Abscissa scales are energy (eV).

Warning: some uncertainty  
data were suppressed.

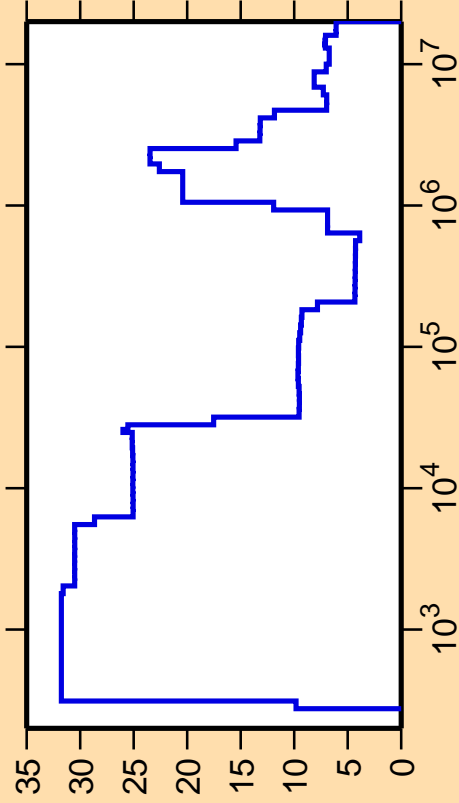
$\Delta\sigma/\sigma$  vs. E for  $^{172}\text{Re}(n,\text{el.})$



Correlation Matrix



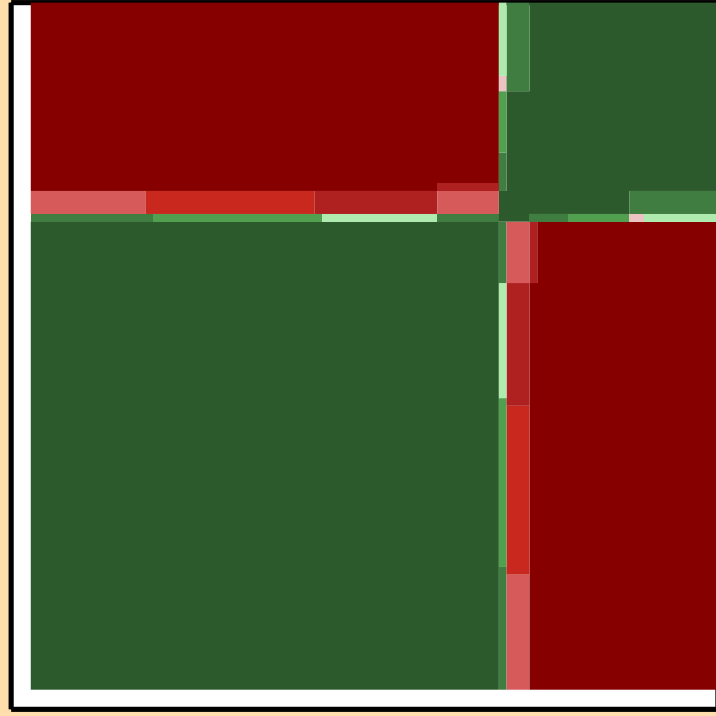
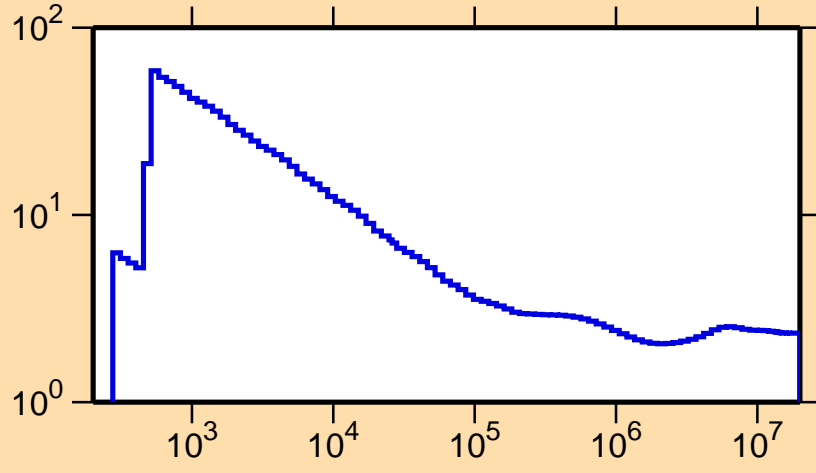
$\Delta\sigma/\sigma$  vs. E for  $^{172}\text{Re}(n,\text{nonel.})$



Ordinate scales are % relative standard deviation and barns.

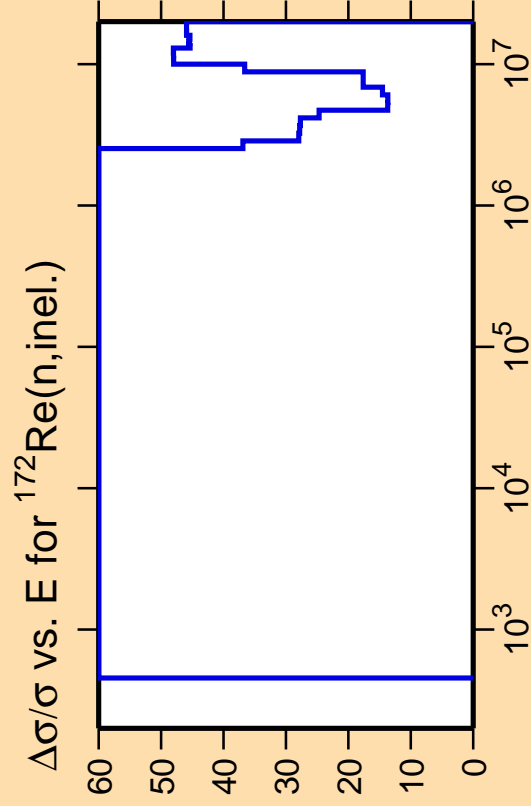
Abscissa scales are energy (eV).

$\sigma$  vs. E for  $^{172}\text{Re}(n,\text{nonel.})$



Correlation Matrix



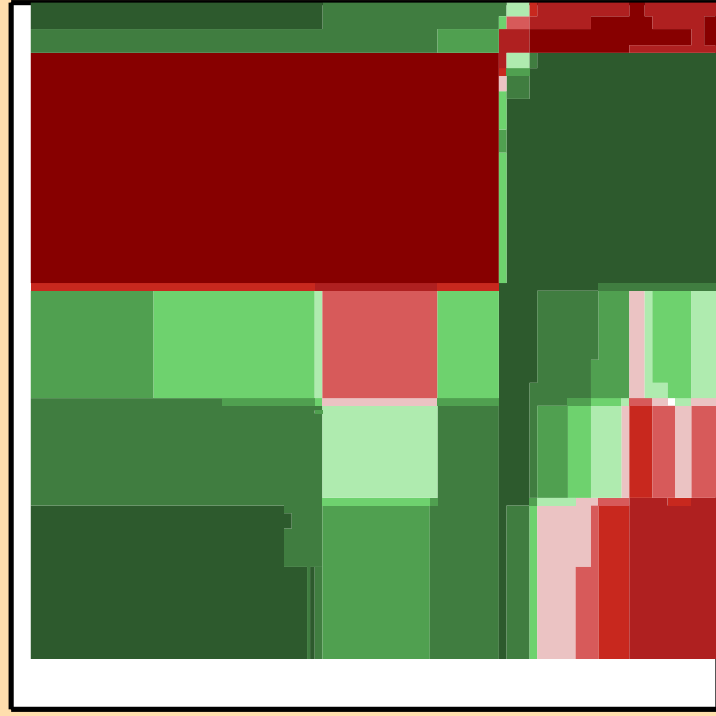
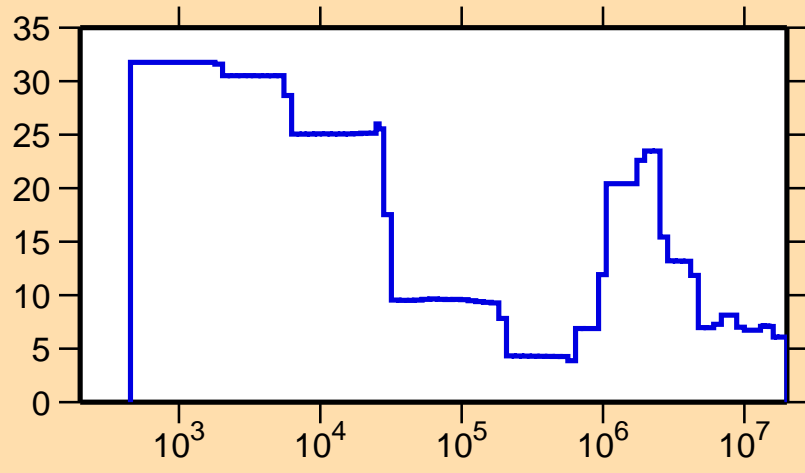


Ordinate scale is %  
relative standard deviation.

Abscissa scales are energy (eV).

Warning: some uncertainty  
data were suppressed.

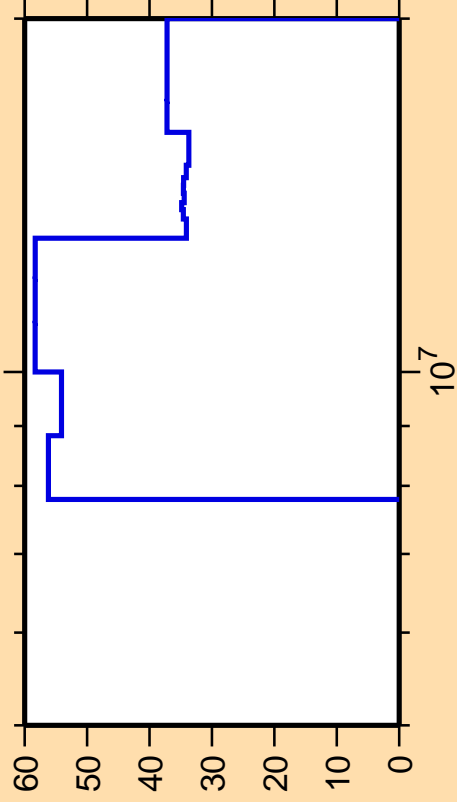
$\Delta\sigma/\sigma$  vs. E for  $^{172}\text{Re}(n,\text{nonel.})$



Correlation Matrix




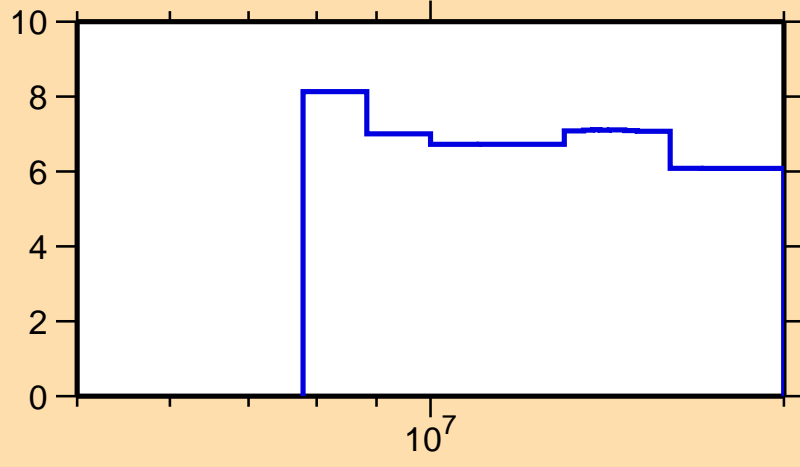
$\Delta\sigma/\sigma$  vs. E for  $^{172}\text{Re}(n,2n)$



Ordinate scale is %  
relative standard deviation.

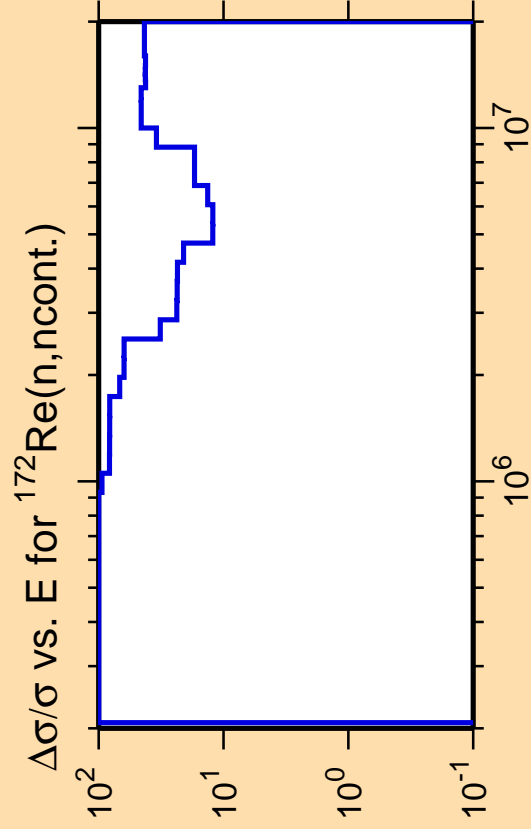
Abscissa scales are energy (eV).

$\Delta\sigma/\sigma$  vs. E for  $^{172}\text{Re}(n,\text{nonel.})$



Correlation Matrix


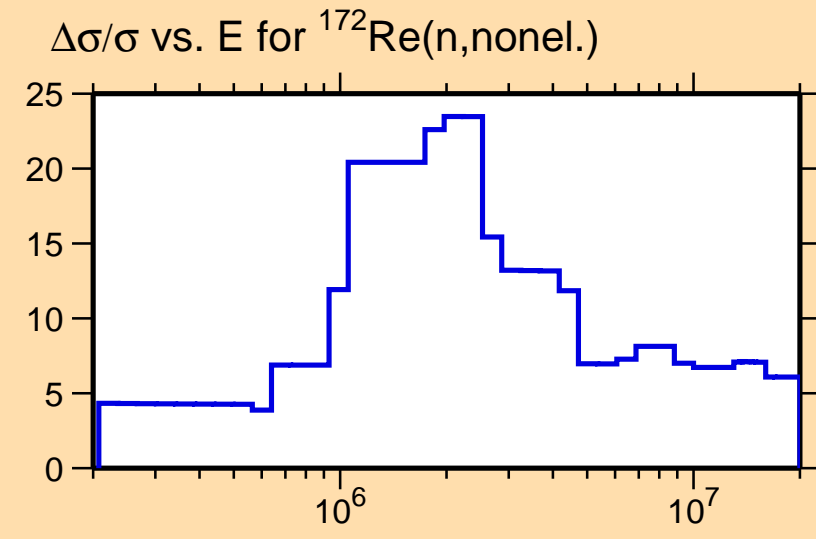




Ordinate scale is %  
relative standard deviation.

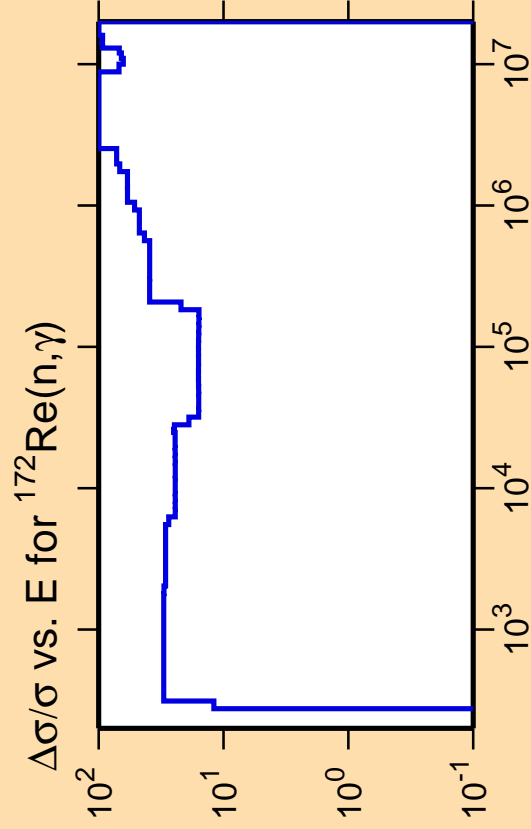
Abscissa scales are energy (eV).

Warning: some uncertainty  
data were suppressed.



Correlation Matrix




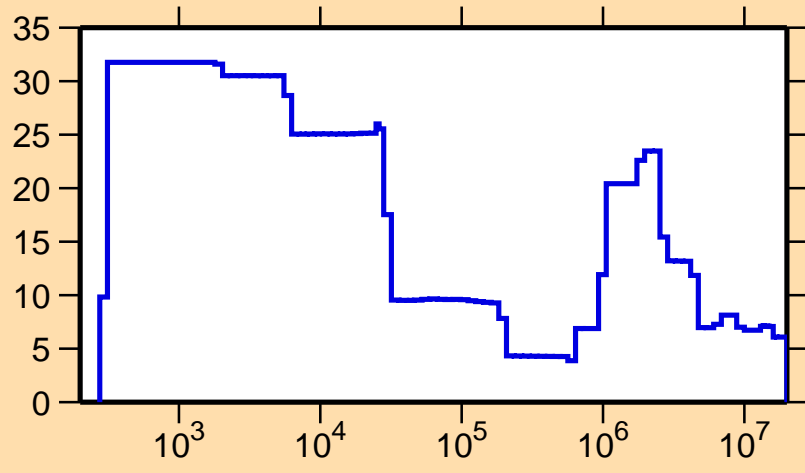


Ordinate scale is %  
relative standard deviation.

Abscissa scales are energy (eV).

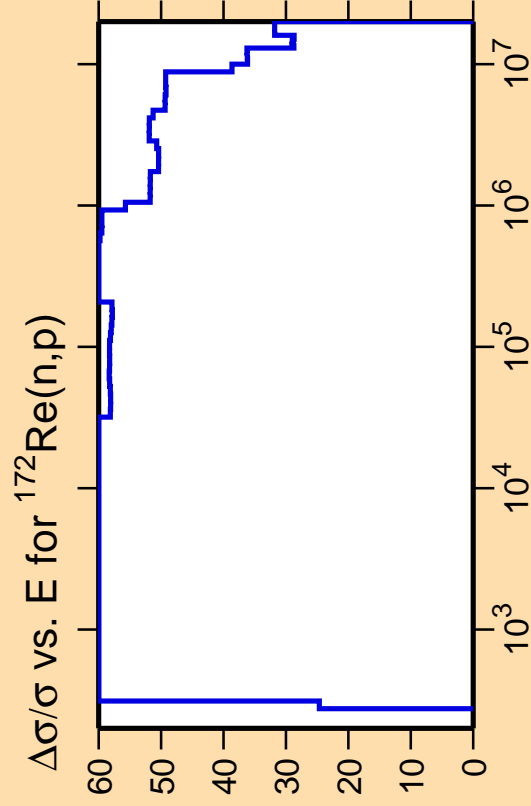
Warning: some uncertainty  
data were suppressed.

$\Delta\sigma/\sigma$  vs. E for  $^{172}\text{Re}(n,\text{nonel.})$



Correlation Matrix




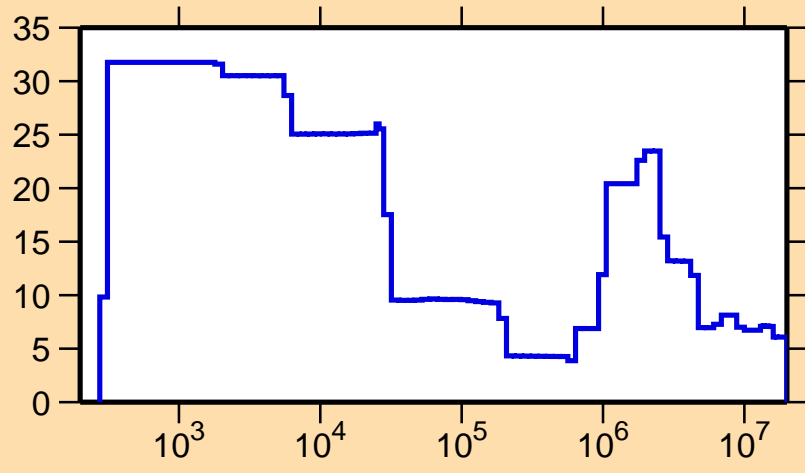


Ordinate scale is %  
relative standard deviation.

Abscissa scales are energy (eV).

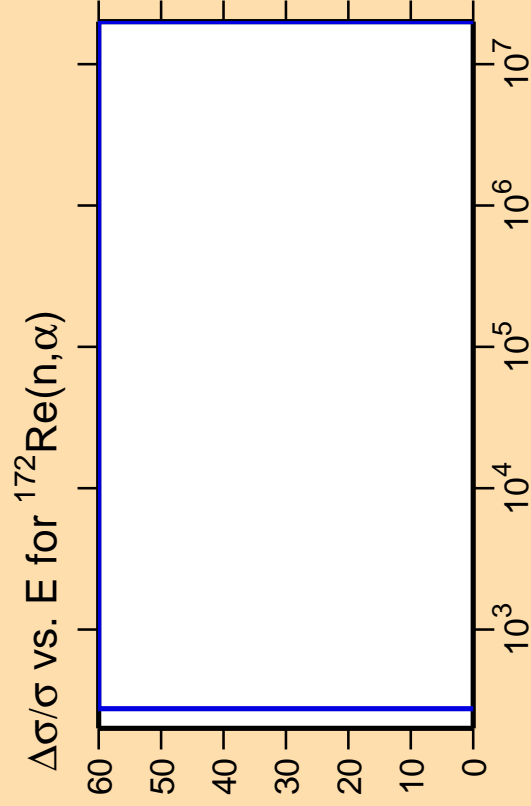
Warning: some uncertainty  
data were suppressed.

$\Delta\sigma/\sigma$  vs. E for  $^{172}\text{Re}(n,\text{nonel.})$



Correlation Matrix



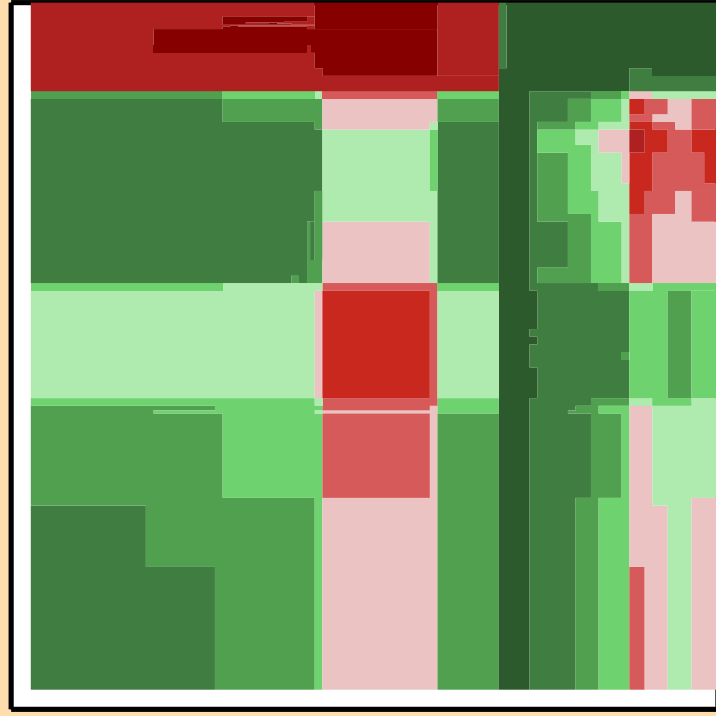
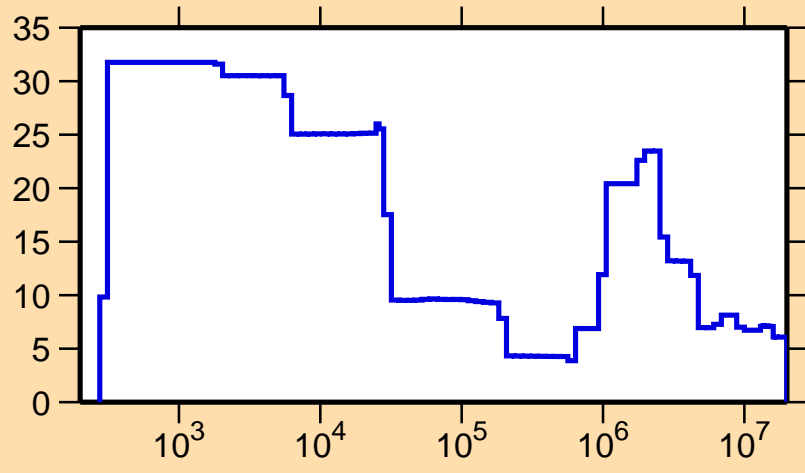


Ordinate scale is %  
relative standard deviation.

Abscissa scales are energy (eV).

Warning: some uncertainty  
data were suppressed.

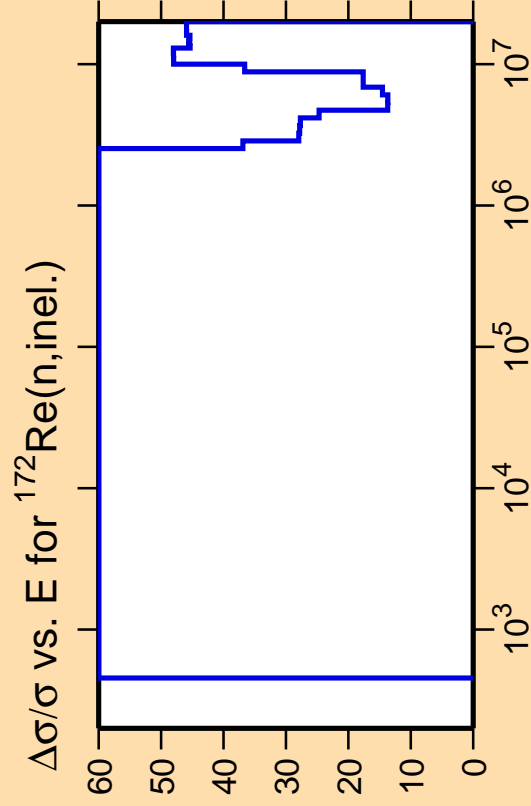
$\Delta\sigma/\sigma$  vs. E for  $^{172}\text{Re}(n,\text{nonel.})$



Correlation Matrix



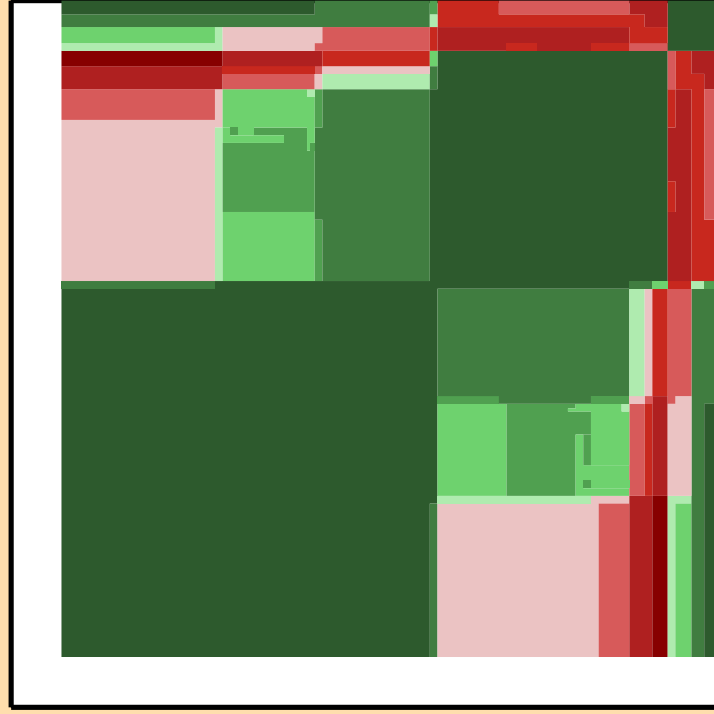
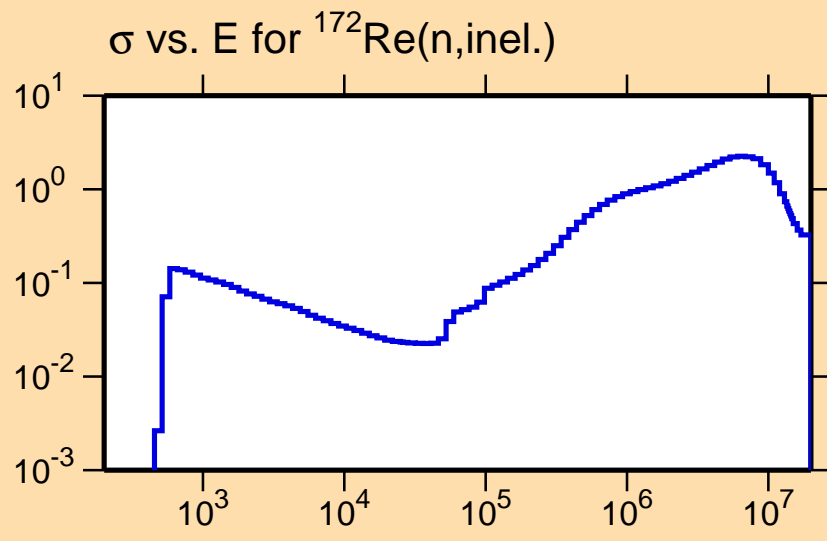




Ordinate scales are % relative standard deviation and barns.

Abscissa scales are energy (eV).

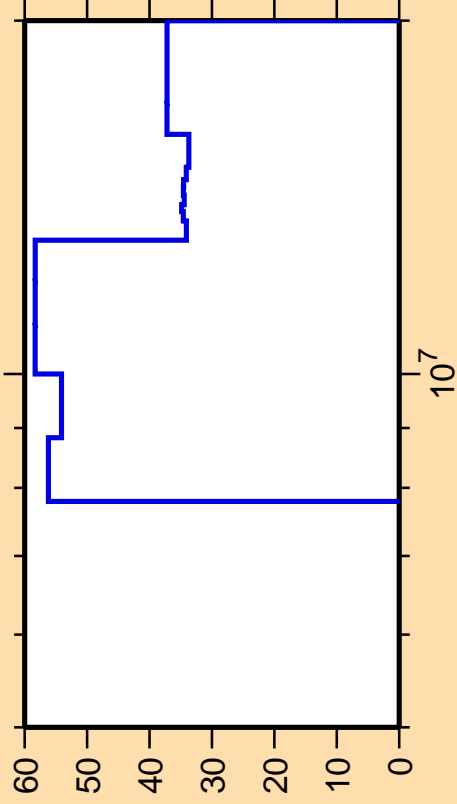
Warning: some uncertainty data were suppressed.



Correlation Matrix




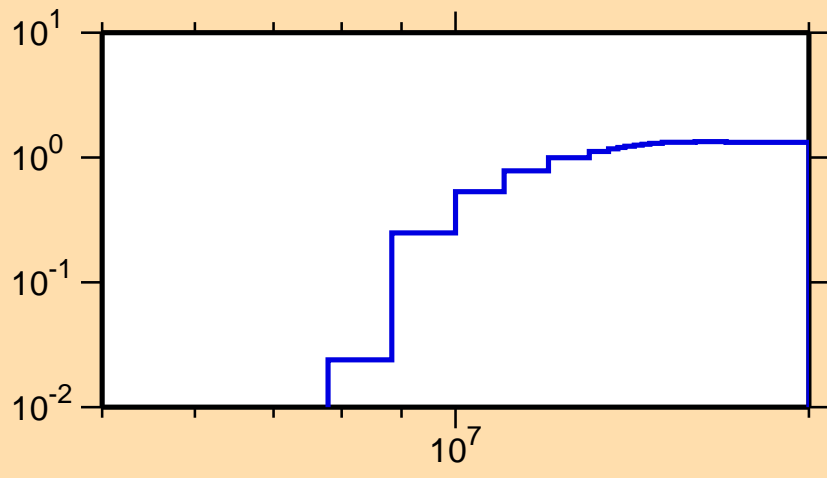
$\Delta\sigma/\sigma$  vs. E for  $^{172}\text{Re}(n,2n)$



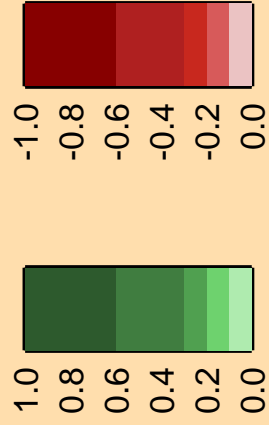
Ordinate scales are % relative standard deviation and barns.

Abscissa scales are energy (eV).

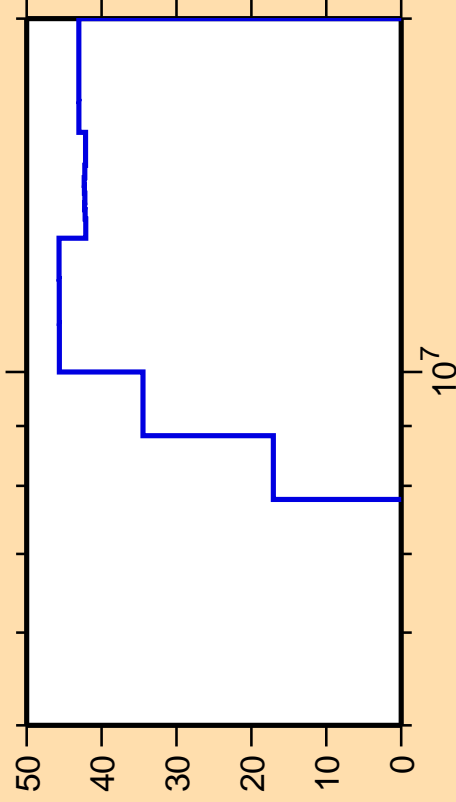
$\sigma$  vs. E for  $^{172}\text{Re}(n,2n)$



Correlation Matrix




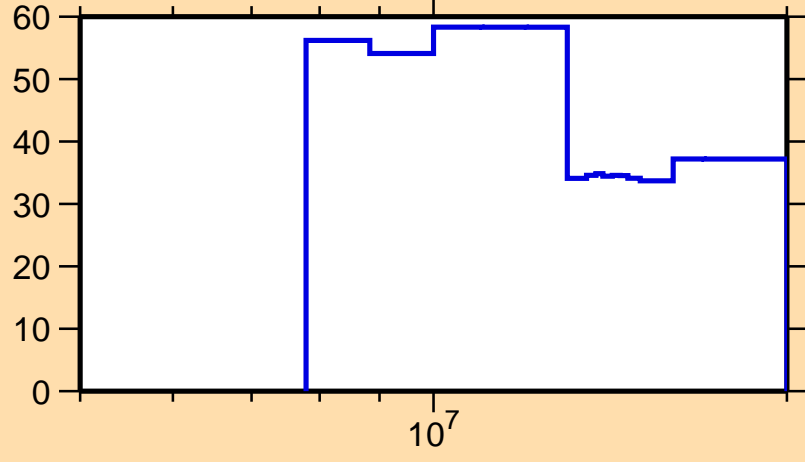
$\Delta\sigma/\sigma$  vs. E for  $^{172}\text{Re}(n,n\text{cont.})$



Ordinate scale is %  
relative standard deviation.

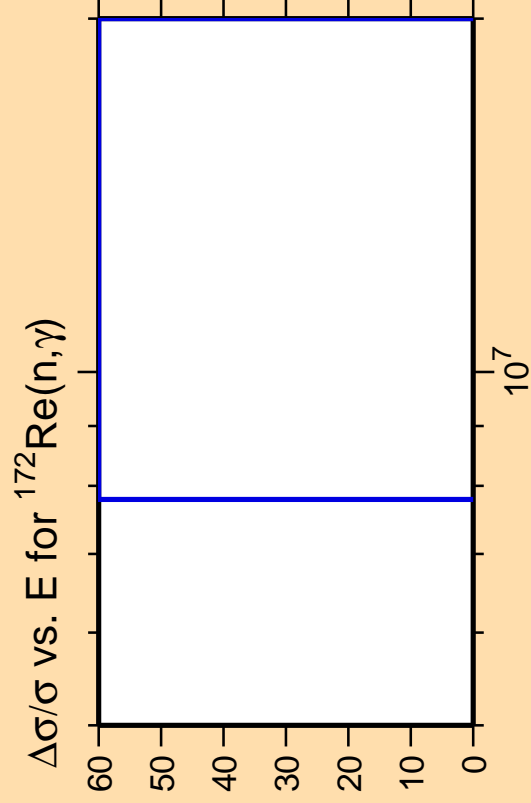
Abscissa scales are energy (eV).

$\Delta\sigma/\sigma$  vs. E for  $^{172}\text{Re}(n,2n)$



Correlation Matrix




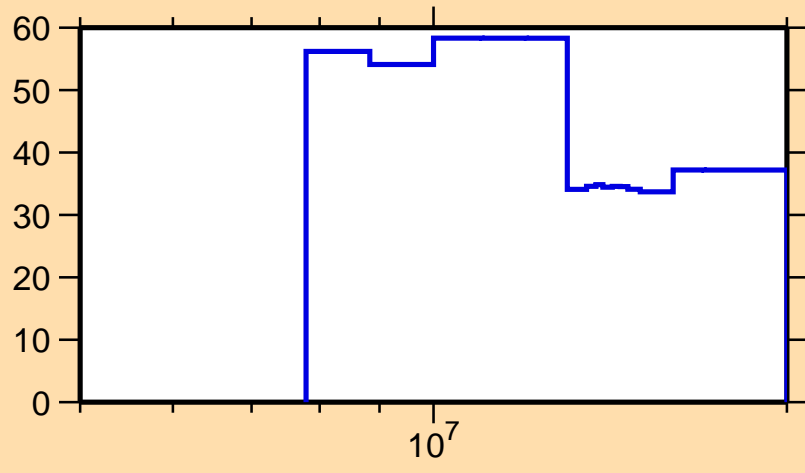


Ordinate scale is %  
relative standard deviation.

Abscissa scales are energy (eV).

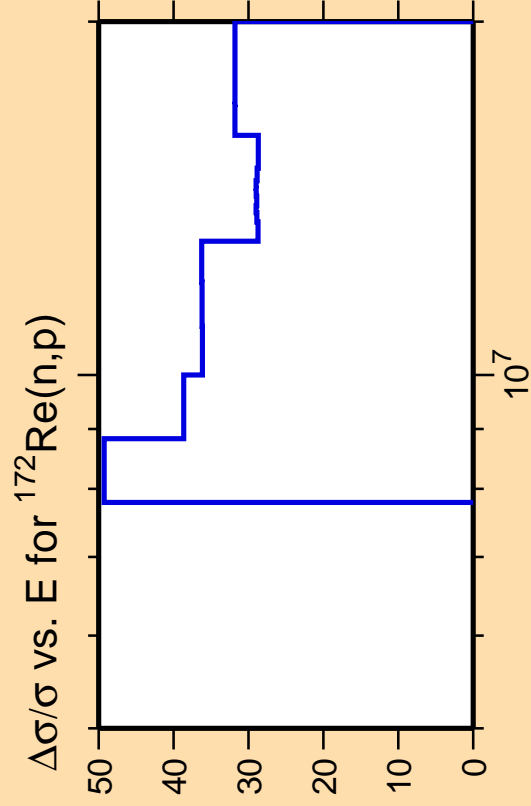
Warning: some uncertainty  
data were suppressed.

$\Delta\sigma/\sigma$  vs. E for  $^{172}\text{Re}(n,2n)$



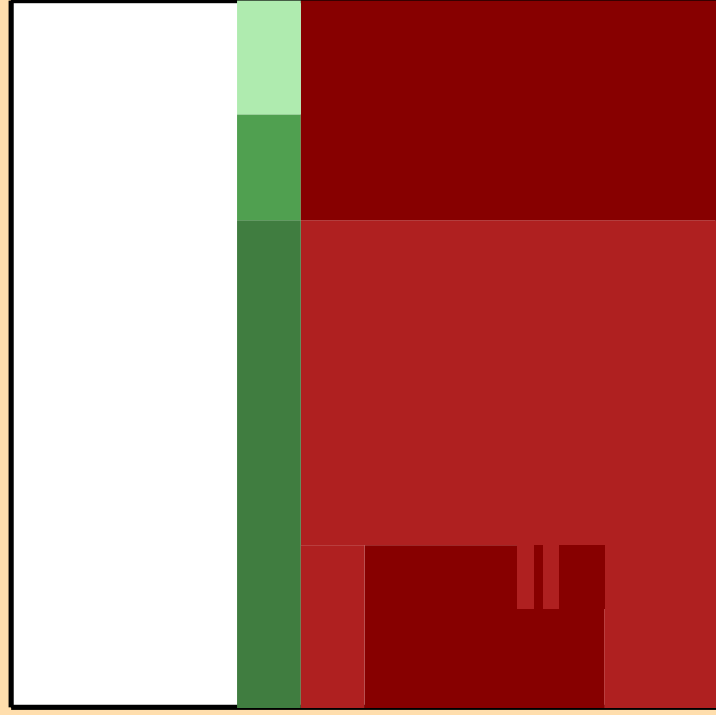
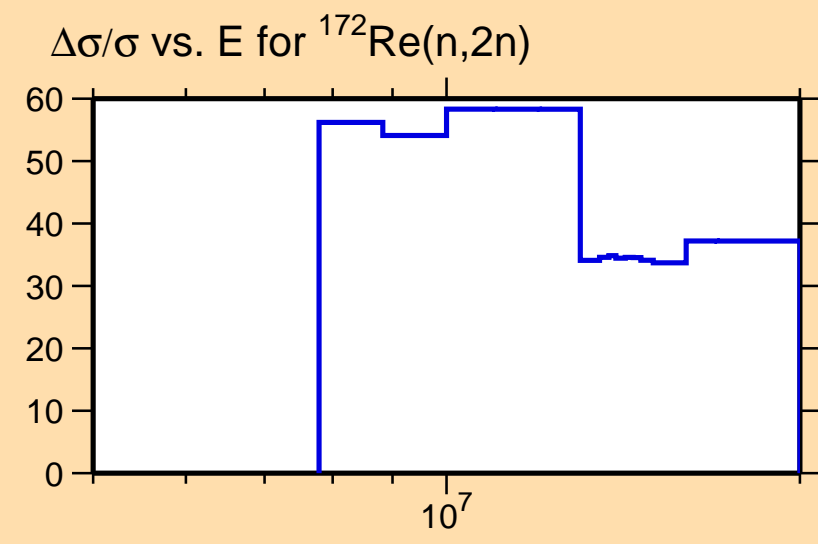
Correlation Matrix





Ordinate scale is %  
relative standard deviation.

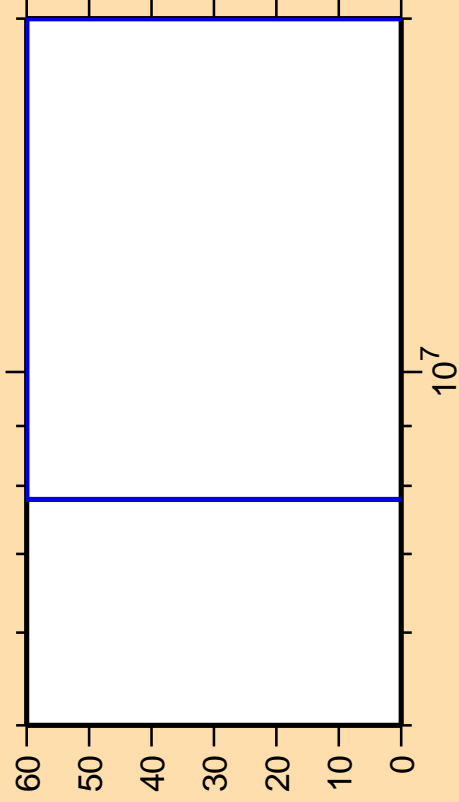
Abscissa scales are energy (eV).



Correlation Matrix



$\Delta\sigma/\sigma$  vs. E for  $^{172}\text{Re}(n,\alpha)$

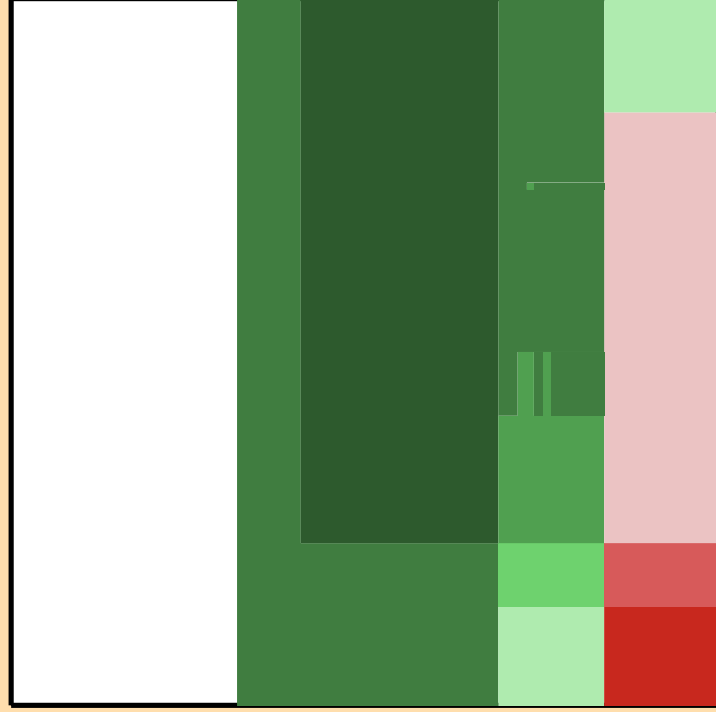
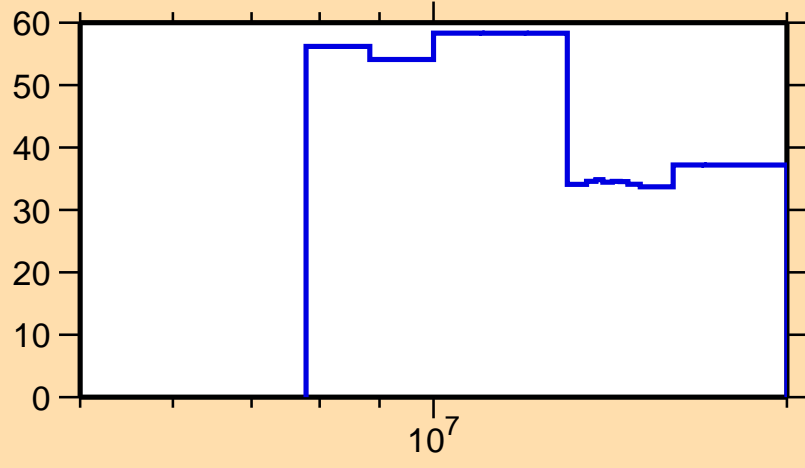


Ordinate scale is %  
relative standard deviation.

Abscissa scales are energy (eV).

Warning: some uncertainty  
data were suppressed.


$\Delta\sigma/\sigma$  vs. E for  $^{172}\text{Re}(n,2n)$



Correlation Matrix



$\Delta\sigma/\sigma$  vs. E for  $^{172}\text{Re}(n,3n)$




Ordinate scales are % relative standard deviation and barns.

Abscissa scales are energy (eV).

Warning: some uncertainty data were suppressed.

$\sigma$  vs. E for  $^{172}\text{Re}(n,3n)$



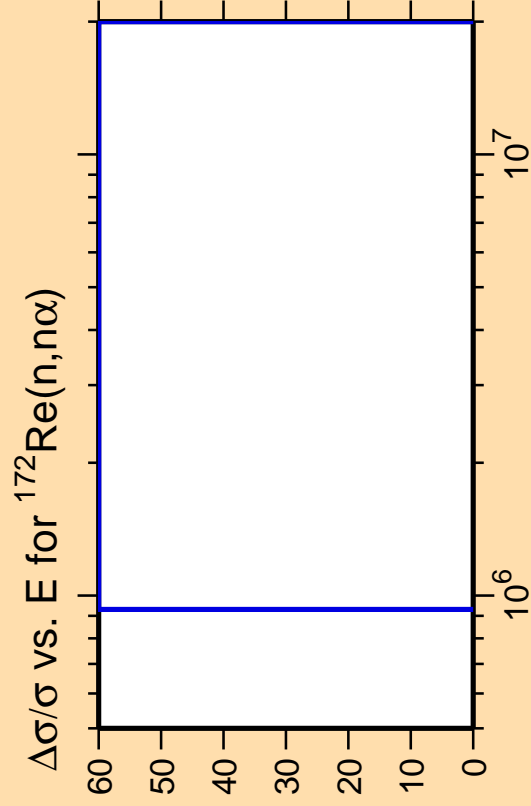
$10^7$

180  
160  
140  
120  
100  
80  
60  
40  
20  
0

$\times 10^6$

Correlation Matrix




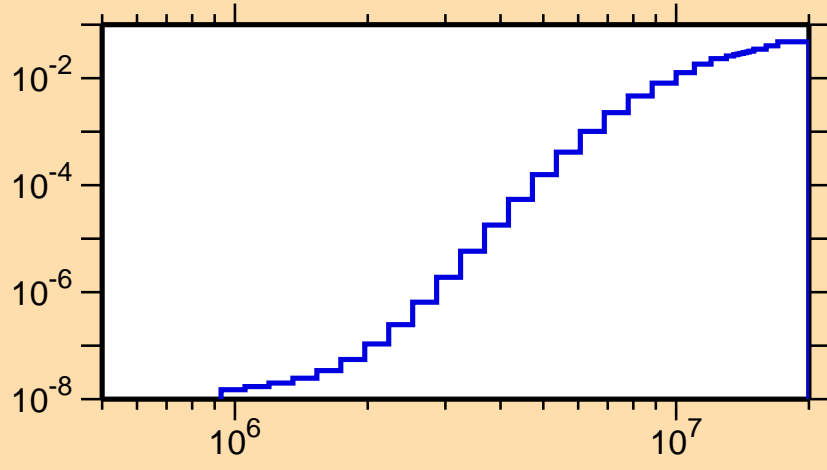


Ordinate scales are % relative standard deviation and barns.

Abscissa scales are energy (eV).

Warning: some uncertainty data were suppressed.

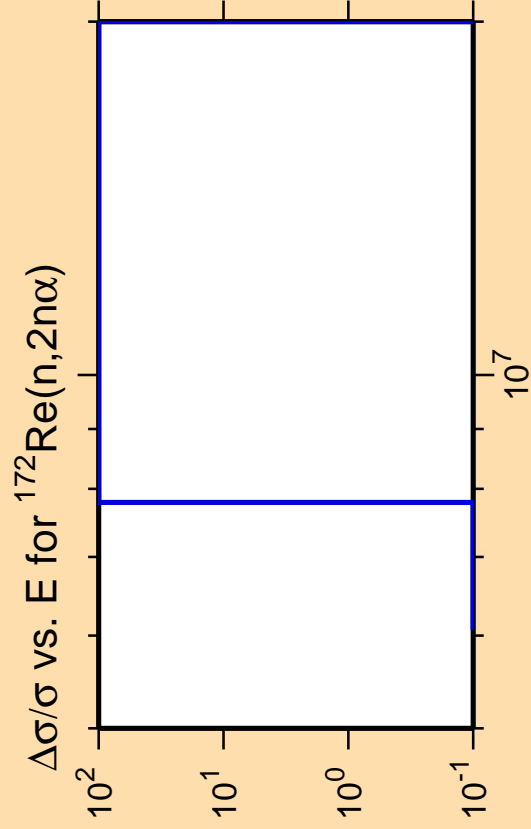
$\sigma$  vs.  $E$  for  $^{172}\text{Re}(n,n\alpha)$



Correlation Matrix




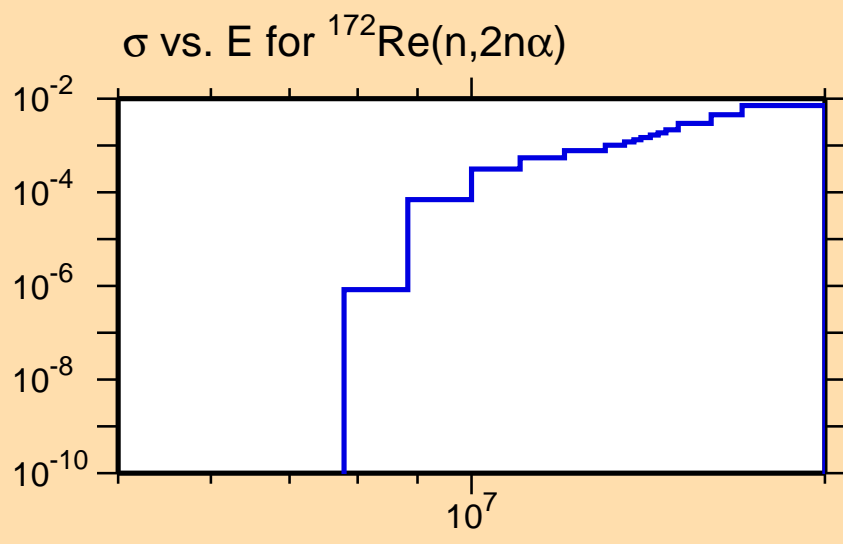




Ordinate scales are % relative standard deviation and barns.

Abscissa scales are energy (eV).


Warning: some uncertainty data were suppressed.



Correlation Matrix



$\Delta\sigma/\sigma$  vs. E for  $^{172}\text{Re}(n,3n\alpha)$




Ordinate scales are % relative standard deviation and barns.

Abscissa scales are energy (eV).

Warning: some uncertainty data were suppressed.

$\sigma$  vs. E for  $^{172}\text{Re}(n,3n\alpha)$



$10^7$

$10^{-7}$

$10^{-9}$

$10^{-11}$

$10^{-13}$

$10^{-15}$

$10^7$

$10^{-9}$

$10^{-11}$

$10^{-13}$

$10^{-15}$

$10^7$

$10^{-9}$

$10^{-11}$

$10^{-13}$

$10^{-15}$

$10^7$

$10^{-9}$

$10^{-11}$

$10^{-13}$

$10^{-15}$

$10^7$

$10^{-9}$

$10^{-11}$

$10^{-13}$

$10^{-15}$

$10^7$

$10^{-9}$

$10^{-11}$

$10^{-13}$

$10^{-15}$

$10^7$

$10^{-9}$

$10^{-11}$

$10^{-13}$

$10^{-15}$

$10^7$

$10^{-9}$

$10^{-11}$

$10^{-13}$

$10^{-15}$

$10^7$

$10^{-9}$

$10^{-11}$

$10^{-13}$

$10^{-15}$

$10^7$

$10^{-9}$

$10^{-11}$

$10^{-13}$

$10^{-15}$

$10^7$

$10^{-9}$

$10^{-11}$

$10^{-13}$

$10^{-15}$

$10^7$

$10^{-9}$

$10^{-11}$

$10^{-13}$

$10^{-15}$

$10^7$

$10^{-9}$

$10^{-11}$

$10^{-13}$

$10^{-15}$

$10^7$

$10^{-9}$

$10^{-11}$

$10^{-13}$

$10^{-15}$

$10^7$

$10^{-9}$

$10^{-11}$

$10^{-13}$

$10^{-15}$

$10^7$

$10^{-9}$

$10^{-11}$

$10^{-13}$

$10^{-15}$

$10^7$

$10^{-9}$

$10^{-11}$

$10^{-13}$

$10^{-15}$

$10^7$

$10^{-9}$

$10^{-11}$

$10^{-13}$

$10^{-15}$

$10^7$

$10^{-9}$

$10^{-11}$

$10^{-13}$

$10^{-15}$

$10^7$

$10^{-9}$

$10^{-11}$

$10^{-13}$

$10^{-15}$

$10^7$

$10^{-9}$

$10^{-11}$

$10^{-13}$

$10^{-15}$

$10^7$

$10^{-9}$

$10^{-11}$

$10^{-13}$

$10^{-15}$

$10^7$

$10^{-9}$

$10^{-11}$

$10^{-13}$

$10^{-15}$

$10^7$

$10^{-9}$

$10^{-11}$

$10^{-13}$

$10^{-15}$

$10^7$

$10^{-9}$

$10^{-11}$

$10^{-13}$

$10^{-15}$

$10^7$

$10^{-9}$

$10^{-11}$

$10^{-13}$

$10^{-15}$

$10^7$

$10^{-9}$

$10^{-11}$

$10^{-13}$

$10^{-15}$

$10^7$

$10^{-9}$

$10^{-11}$

$10^{-13}$

$10^{-15}$

$10^7$

$10^{-9}$

$10^{-11}$

$10^{-13}$

$10^{-15}$

$10^7$

$10^{-9}$

$10^{-11}$

$10^{-13}$

$10^{-15}$

$10^7$

$10^{-9}$

$10^{-11}$

$10^{-13}$

$10^{-15}$

$10^7$

$10^{-9}$

$10^{-11}$

$10^{-13}$

$10^{-15}$

$10^7$

$10^{-9}$

$10^{-11}$

$10^{-13}$

$10^{-15}$

$10^7$

$10^{-9}$

$10^{-11}$

$10^{-13}$

$10^{-15}$

$10^7$

$10^{-9}$

$10^{-11}$

$10^{-13}$

$10^{-15}$

$10^7$

$10^{-9}$

$10^{-11}$

$10^{-13}$

$10^{-15}$

$10^7$

$10^{-9}$

$10^{-11}$

$10^{-13}$

$10^{-15}$

$10^7$

$10^{-9}$

$10^{-11}$

$10^{-13}$

$10^{-15}$

$10^7$

$10^{-9}$

$10^{-11}$

$10^{-13}$

$10^{-15}$

$10^7$

$10^{-9}$

$10^{-11}$

$10^{-13}$

$10^{-15}$

$10^7$

$10^{-9}$

$10^{-11}$

$10^{-13}$

$10^{-15}$

$10^7$

$10^{-9}$

$10^{-11}$

$10^{-13}$

$10^{-15}$

$10^7$

$10^{-9}$

$10^{-11}$

$10^{-13}$

$10^{-15}$

$10^7$

$10^{-9}$

$10^{-11}$

$10^{-13}$

$10^{-15}$

$10^7$

$10^{-9}$

$10^{-11}$

$10^{-13}$

$10^{-15}$

$10^7$

$10^{-9}$

$10^{-11}$

$10^{-13}$

$10^{-15}$

$10^7$

$10^{-9}$

$10^{-11}$

$10^{-13}$

$10^{-15}$

$10^7$

$10^{-9}$

$10^{-11}$

$10^{-13}$

$10^{-15}$

$10^7$

$10^{-9}$

$10^{-11}$

$10^{-13}$

$10^{-15}$

$10^7$

$10^{-9}$

$10^{-11}$

$10^{-13}$

$10^{-15}$

$10^7$

$10^{-9}$

$10^{-11}$

$10^{-13}$

$10^{-15}$

$10^7$

$10^{-9}$

$10^{-11}$

$10^{-13}$

$10^{-15}$

$10^7$

$10^{-9}$

$10^{-11}$

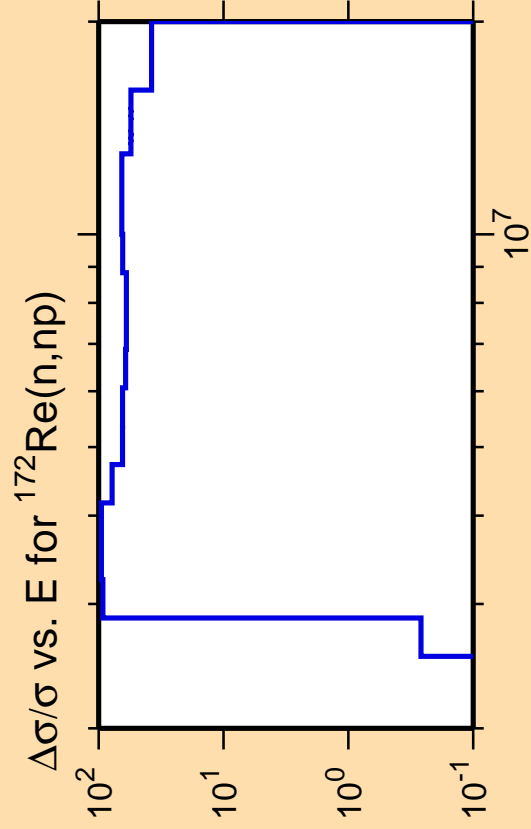
$10^{-13}$

$10^{-15}$

$10^7$

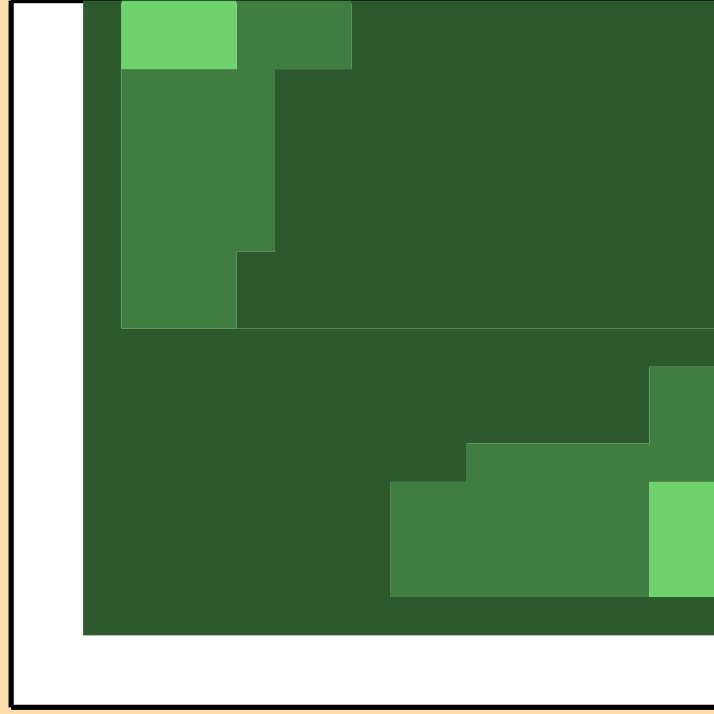
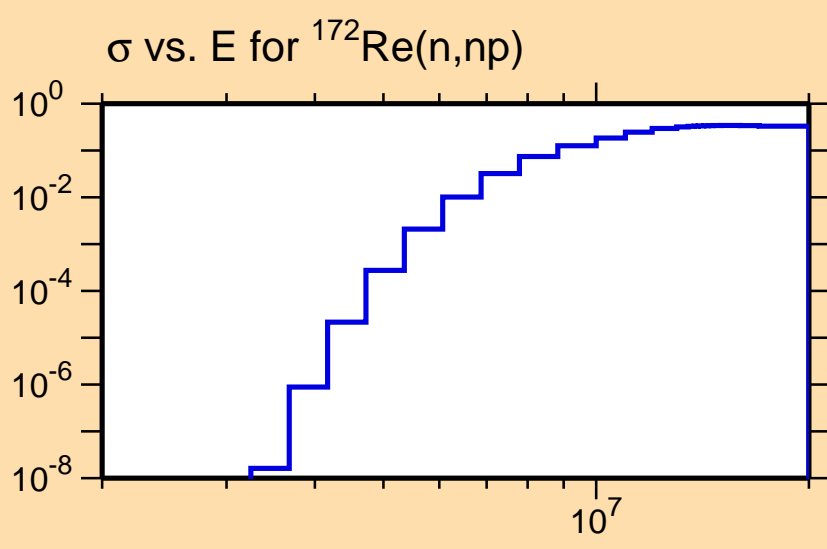
$10^{-9}$

$10$



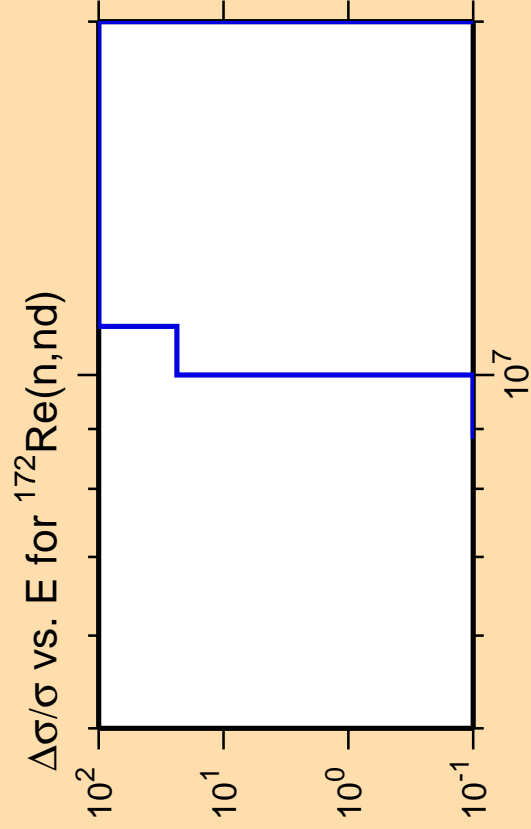
Ordinate scales are % relative standard deviation and barns.

Abscissa scales are energy (eV).



Correlation Matrix

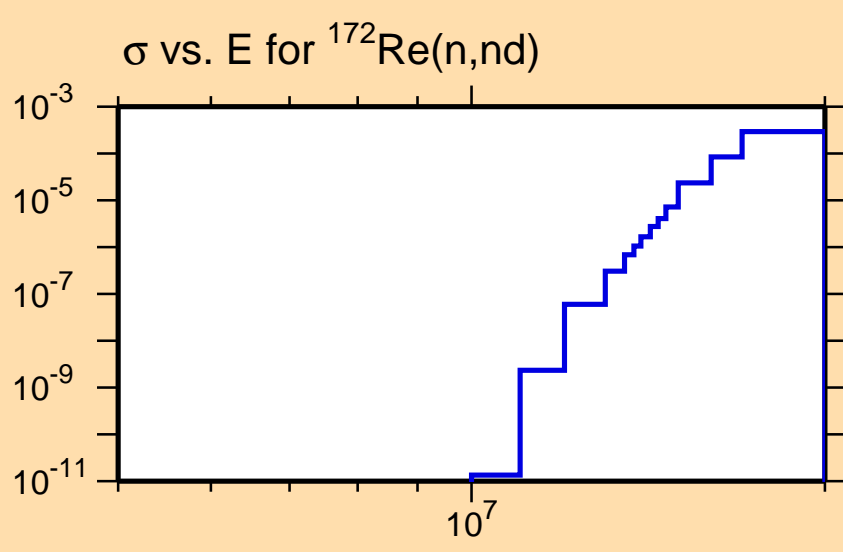




Ordinate scales are % relative standard deviation and barns.

Abscissa scales are energy (eV).

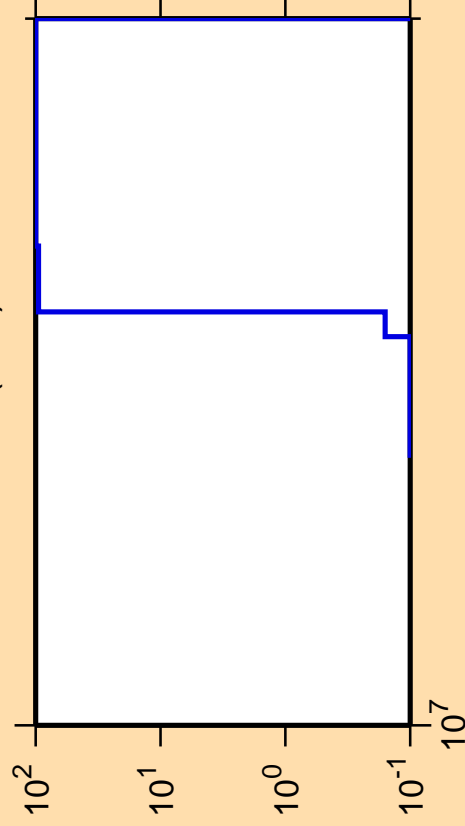
Warning: some uncertainty data were suppressed.



Correlation Matrix



$\Delta\sigma/\sigma$  vs. E for  $^{172}\text{Re}(n,nt)$

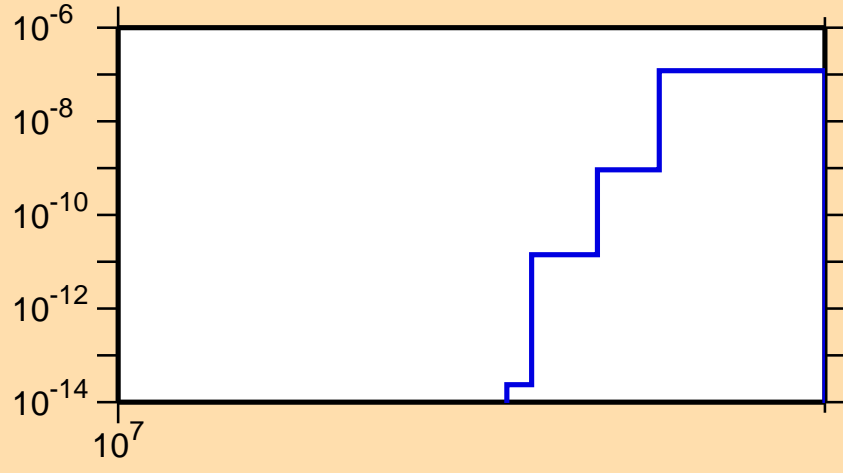


Ordinate scales are % relative standard deviation and barns.


Abscissa scales are energy (eV).

Warning: some uncertainty data were suppressed.

$\sigma$  vs. E for  $^{172}\text{Re}(n,nt)$



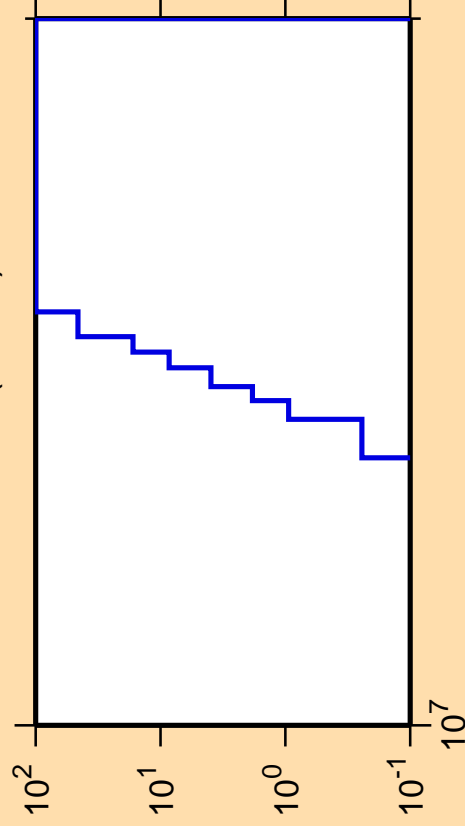
$10^7$



Correlation Matrix



$\Delta\sigma/\sigma$  vs. E for  $^{172}\text{Re}(\text{mt } 34)$

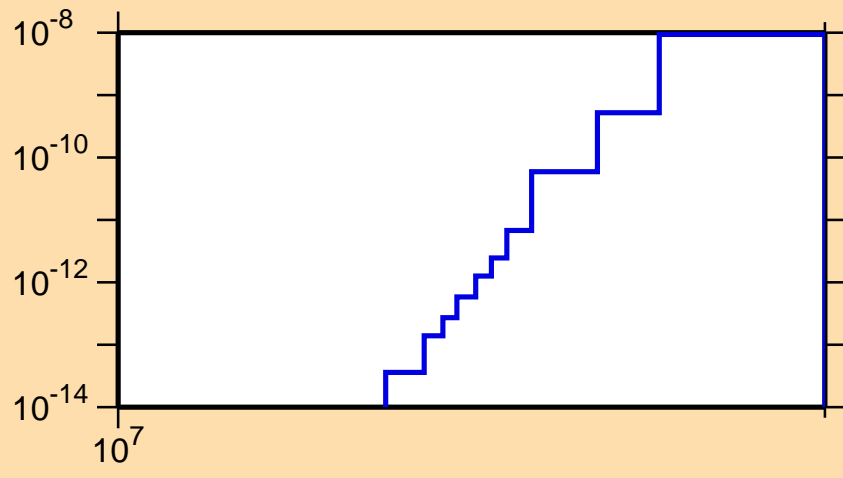


Ordinate scales are % relative standard deviation and barns.

Abscissa scales are energy (eV).

Warning: some uncertainty data were suppressed.

$\sigma$  vs. E for  $^{172}\text{Re}(\text{mt } 34)$



$10^7$

$10^{-8}$

$10^{-10}$

$10^{-12}$

$10^{-14}$

$10^7$

$10^8$

$10^{-10}$

$10^{-12}$

$10^{-14}$

$10^7$

$10^8$

$10^{-10}$

$10^{-12}$

$10^{-14}$

$10^7$

$10^8$

$10^{-10}$

$10^{-12}$

$10^{-14}$

$10^7$

$10^8$

$10^{-10}$

$10^{-12}$

$10^{-14}$

$10^7$

$10^8$

$10^{-10}$

$10^{-12}$

$10^{-14}$

$10^7$

$10^8$

$10^{-10}$

$10^{-12}$

$10^{-14}$

$10^7$

$10^8$

$10^{-10}$

$10^{-12}$

$10^{-14}$

$10^7$

$10^8$

$10^{-10}$

$10^{-12}$

$10^{-14}$

$10^7$

$10^8$

$10^{-10}$

$10^{-12}$

$10^{-14}$

$10^7$

$10^8$

$10^{-10}$

$10^{-12}$

$10^{-14}$

$10^7$

$10^8$

$10^{-10}$

$10^{-12}$

$10^{-14}$

$10^7$

$10^8$

$10^{-10}$

$10^{-12}$

$10^{-14}$

$10^7$

$10^8$

$10^{-10}$

$10^{-12}$

$10^{-14}$

$10^7$

$10^8$

$10^{-10}$

$10^{-12}$

$10^{-14}$

$10^7$

$10^8$

$10^{-10}$

$10^{-12}$

$10^{-14}$

$10^7$

$10^8$

$10^{-10}$

$10^{-12}$

$10^{-14}$

$10^7$

$10^8$

$10^{-10}$

$10^{-12}$

$10^{-14}$

$10^7$

$10^8$

$10^{-10}$

$10^{-12}$

$10^{-14}$

$10^7$

$10^8$

$10^{-10}$

$10^{-12}$

$10^{-14}$

$10^7$

$10^8$

$10^{-10}$

$10^{-12}$

$10^{-14}$

$10^7$

$10^8$

$10^{-10}$

$10^{-12}$

$10^{-14}$

$10^7$

$10^8$

$10^{-10}$

$10^{-12}$

$10^{-14}$

$10^7$

$10^8$

$10^{-10}$

$10^{-12}$

$10^{-14}$

$10^7$

$10^8$

$10^{-10}$

$10^{-12}$

$10^{-14}$

$10^7$

$10^8$

$10^{-10}$

$10^{-12}$

$10^{-14}$

$10^7$

$10^8$

$10^{-10}$

$10^{-12}$

$10^{-14}$

$10^7$

$10^8$

$10^{-10}$

$10^{-12}$

$10^{-14}$

$10^7$

$10^8$

$10^{-10}$

$10^{-12}$

$10^{-14}$

$10^7$

$10^8$

$10^{-10}$

$10^{-12}$

$10^{-14}$

$10^7$

$10^8$

$10^{-10}$

$10^{-12}$

$10^{-14}$

$10^7$

$10^8$

$10^{-10}$

$10^{-12}$

$10^{-14}$

$10^7$

$10^8$

$10^{-10}$

$10^{-12}$

$10^{-14}$

$10^7$

$10^8$

$10^{-10}$

$10^{-12}$

$10^{-14}$

$10^7$

$10^8$

$10^{-10}$

$10^{-12}$

$10^{-14}$

$10^7$

$10^8$

$10^{-10}$

$10^{-12}$

$10^{-14}$

$10^7$

$10^8$

$10^{-10}$

$10^{-12}$

$10^{-14}$

$10^7$

$10^8$

$10^{-10}$

$10^{-12}$

$10^{-14}$

$10^7$

$10^8$

$10^{-10}$

$10^{-12}$

$10^{-14}$

$10^7$

$10^8$

$10^{-10}$

$10^{-12}$

$10^{-14}$

$10^7$

$10^8$

$10^{-10}$

$10^{-12}$

$10^{-14}$

$10^7$

$10^8$

$10^{-10}$

$10^{-12}$

$10^{-14}$

$10^7$

$10^8$

$10^{-10}$

$10^{-12}$

$10^{-14}$

$10^7$

$10^8$

$10^{-10}$

$10^{-12}$

$10^{-14}$

$10^7$

$10^8$

$10^{-10}$

$10^{-12}$

$10^{-14}$

$10^7$

$10^8$

$10^{-10}$

$10^{-12}$

$10^{-14}$

$10^7$

$10^8$

$10^{-10}$

$10^{-12}$

$10^{-14}$

$10^7$

$10^8$

$10^{-10}$

$10^{-12}$

$10^{-14}$

$10^7$

$10^8$

$10^{-10}$

$10^{-12}$

$10^{-14}$

$10^7$

$10^8$

$10^{-10}$

$10^{-12}$

$10^{-14}$

$10^7$

$10^8$

$10^{-10}$

$10^{-12}$

$10^{-14}$

$10^7$

$10^8$

$10^{-10}$

$10^{-12}$

$10^{-14}$

$10^7$

$10^8$

$10^{-10}$

$10^{-12}$

$10^{-14}$

$10^7$

$10^8$

$10^{-10}$

$10^{-12}$

$10^{-14}$

$10^7$

$10^8$

$10^{-10}$

$10^{-12}$

$10^{-14}$

$10^7$

$10^8$

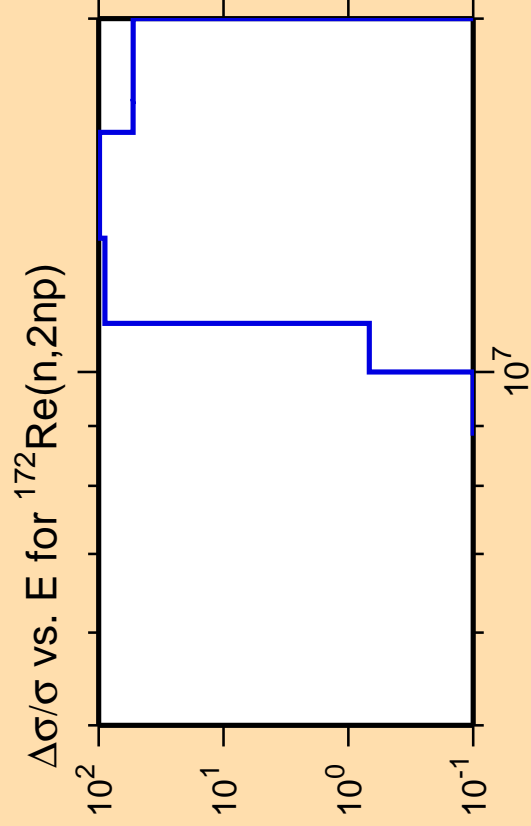
$10^{-10}$

$10^{-12}$

$10^{-14}$

$10^7$


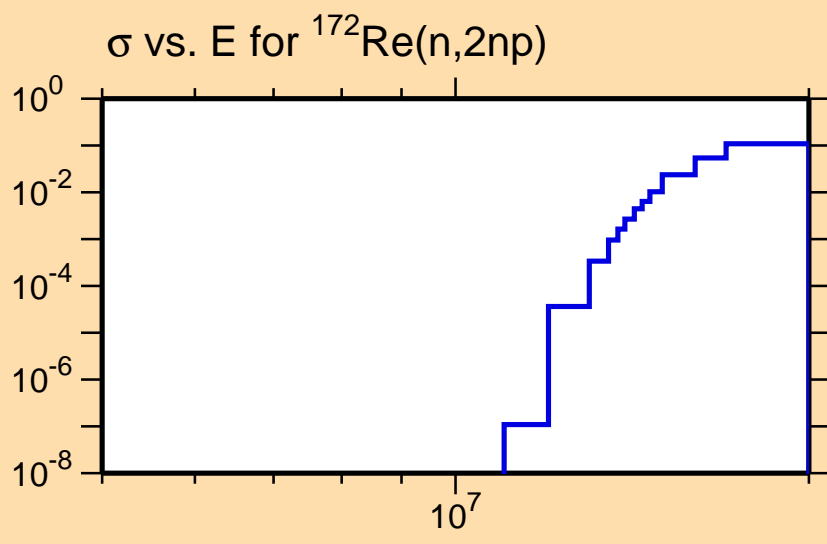
$10^8$



Ordinate scales are % relative standard deviation and barns.

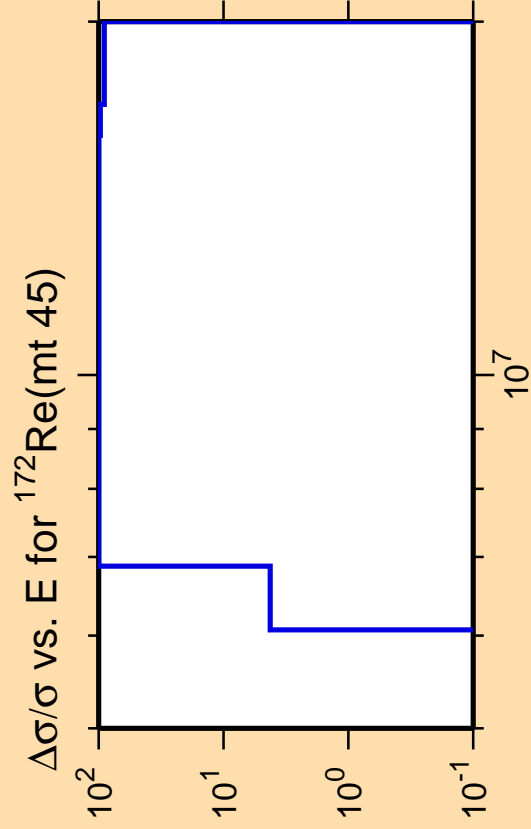
Abscissa scales are energy (eV).

Warning: some uncertainty data were suppressed.



Correlation Matrix

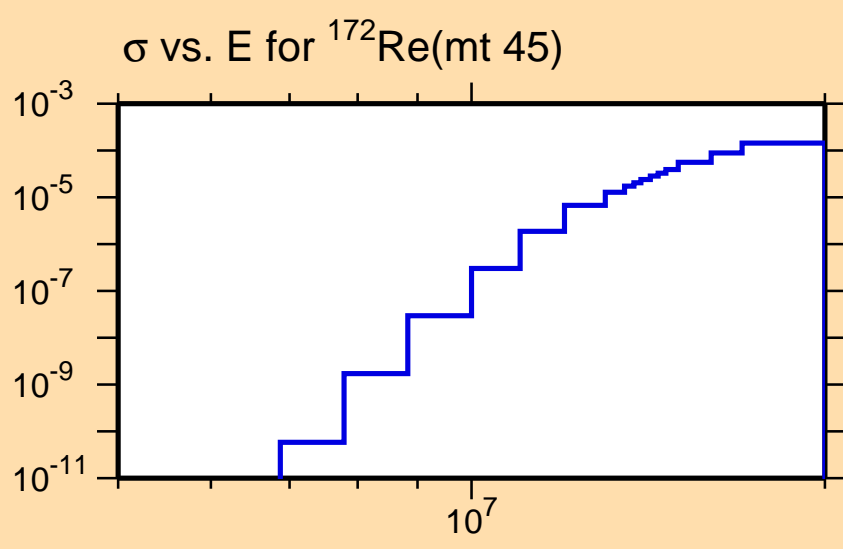




Ordinate scales are % relative standard deviation and barns.

Abscissa scales are energy (eV).

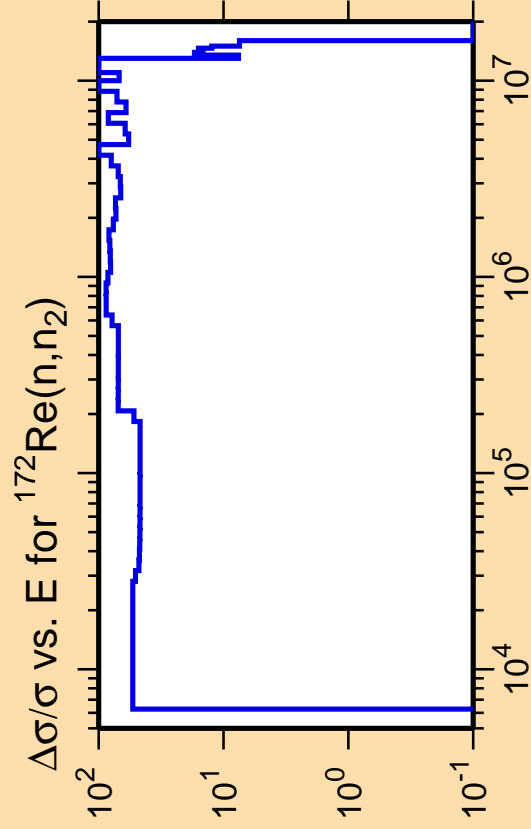
Warning: some uncertainty data were suppressed.



Correlation Matrix



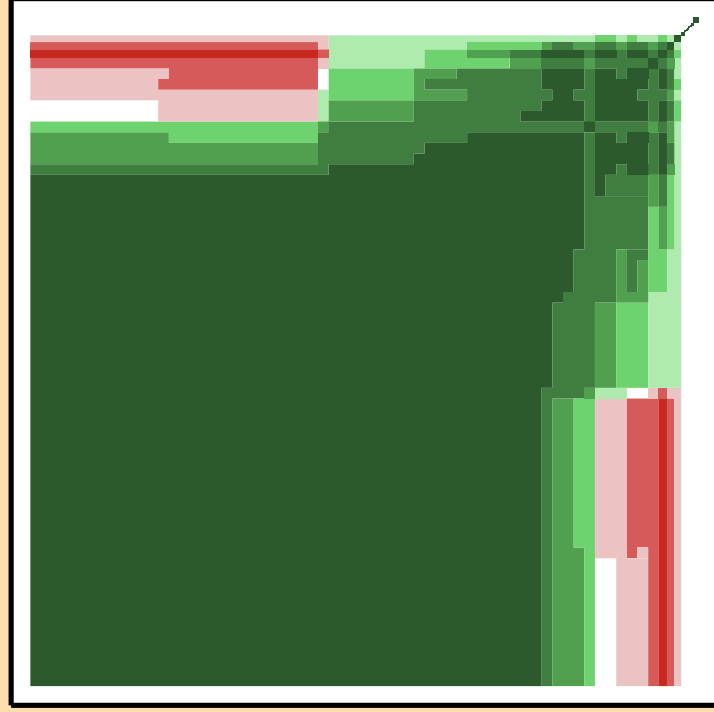
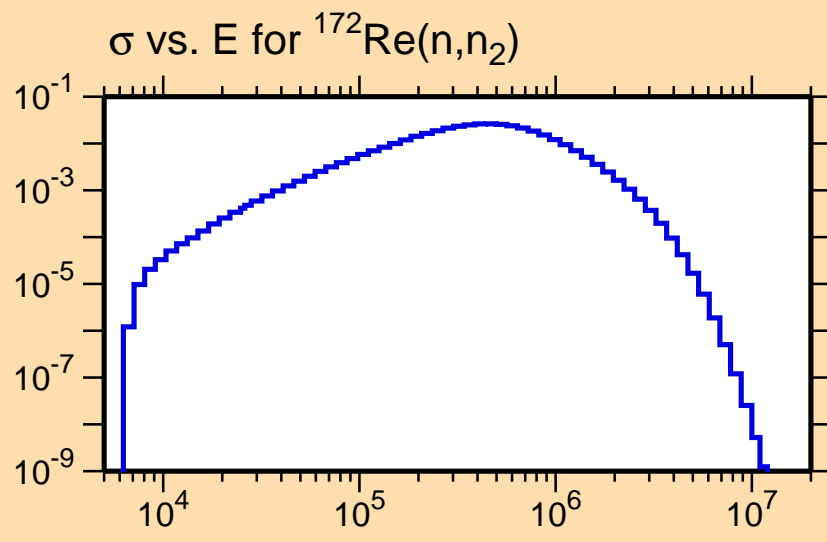




Ordinate scales are % relative standard deviation and barns.

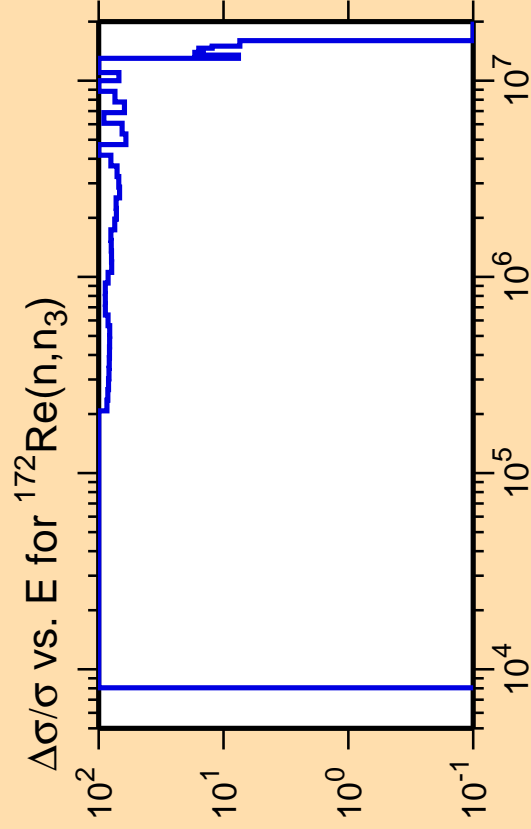
Abscissa scales are energy (eV).

Warning: some uncertainty data were suppressed.



Correlation Matrix

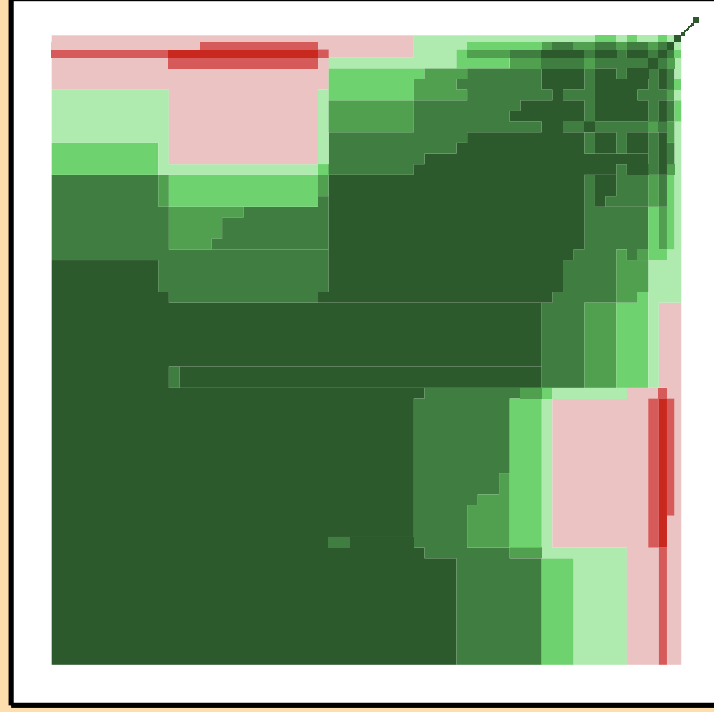
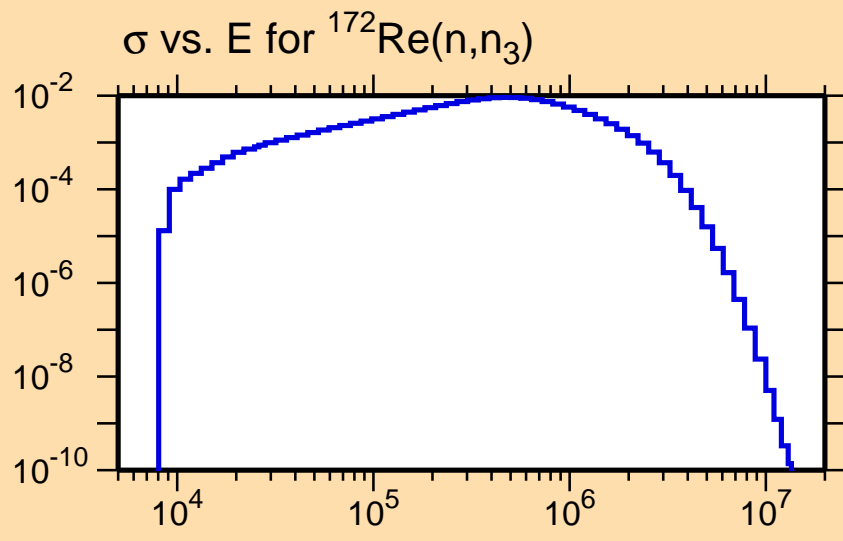




Ordinate scales are % relative standard deviation and barns.

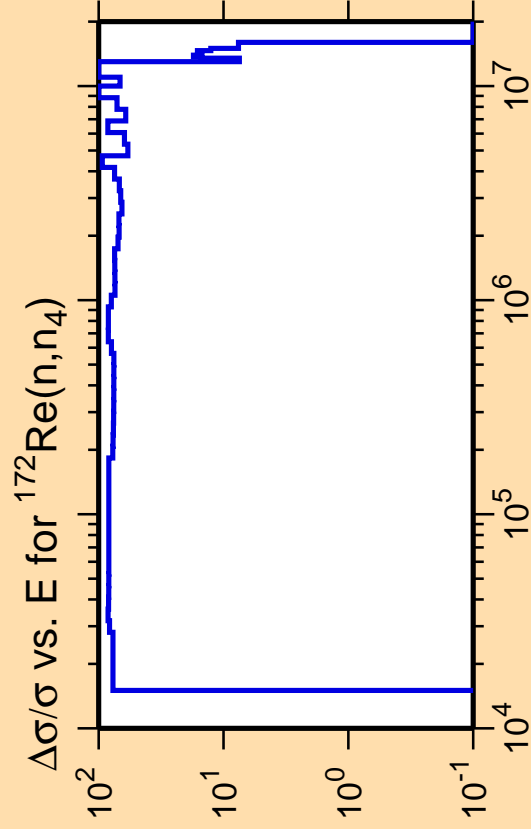
Abscissa scales are energy (eV).

Warning: some uncertainty data were suppressed.



Correlation Matrix

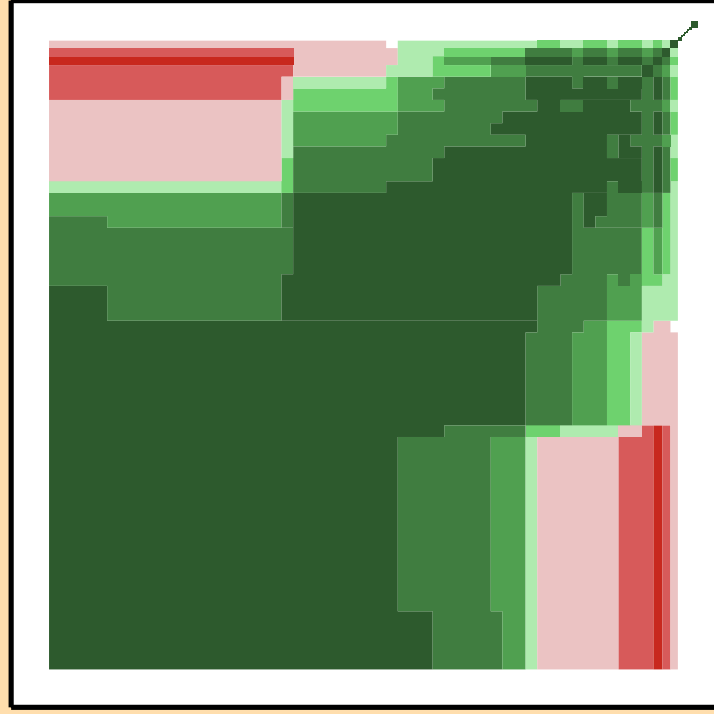
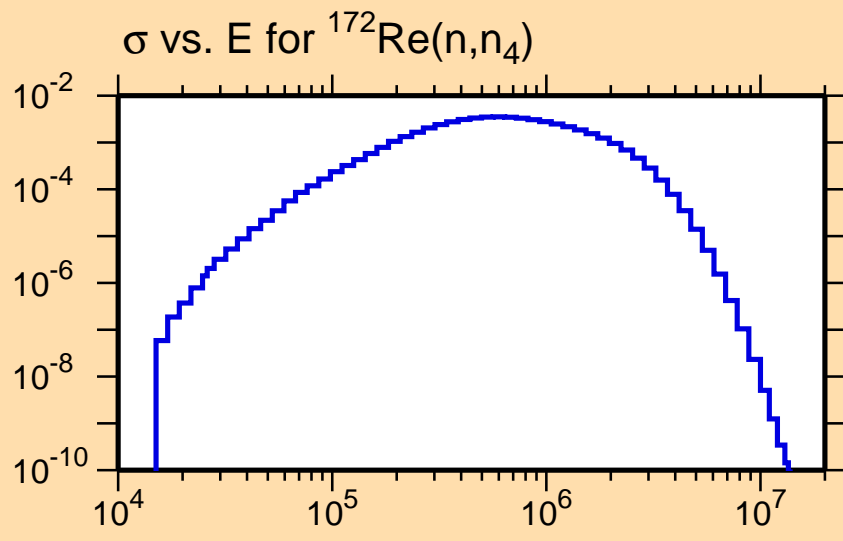




Ordinate scales are % relative standard deviation and barns.

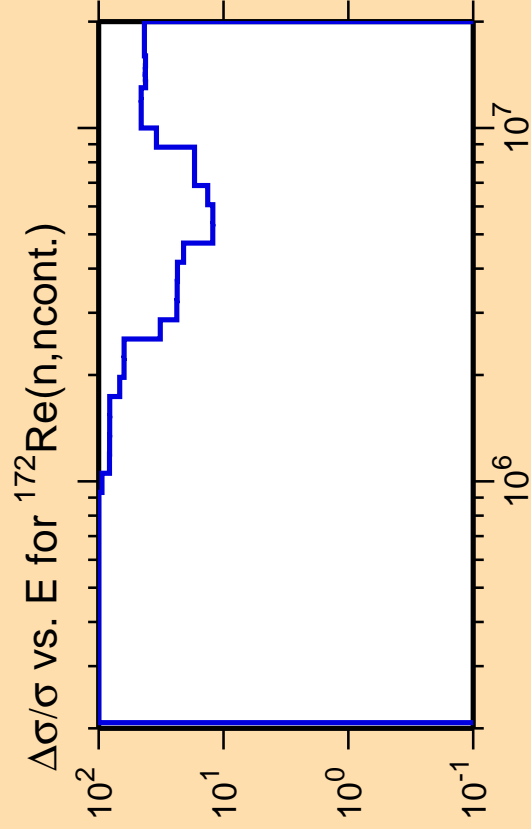
Abscissa scales are energy (eV).

Warning: some uncertainty data were suppressed.



Correlation Matrix


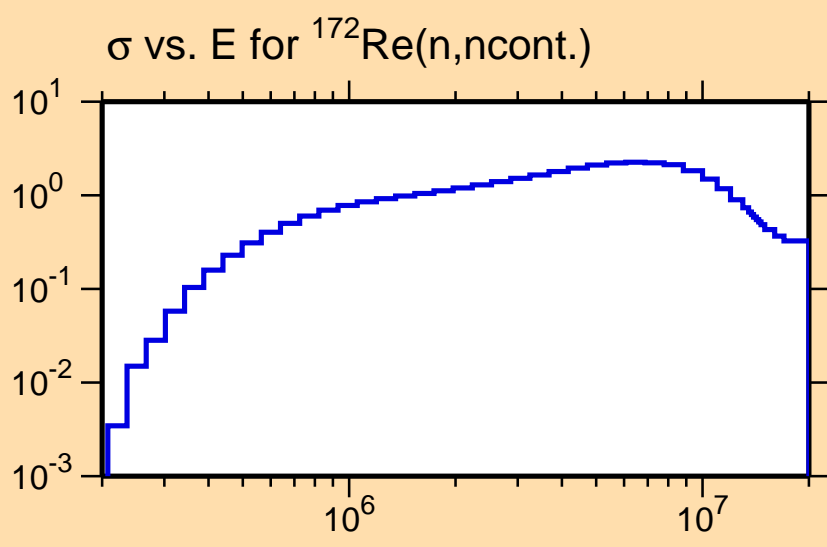




Ordinate scales are % relative standard deviation and barns.

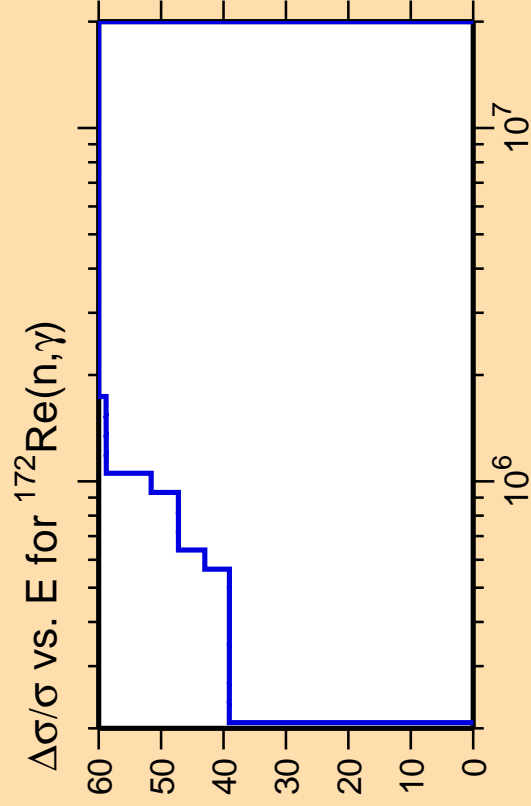
Abscissa scales are energy (eV).

Warning: some uncertainty data were suppressed.



Correlation Matrix


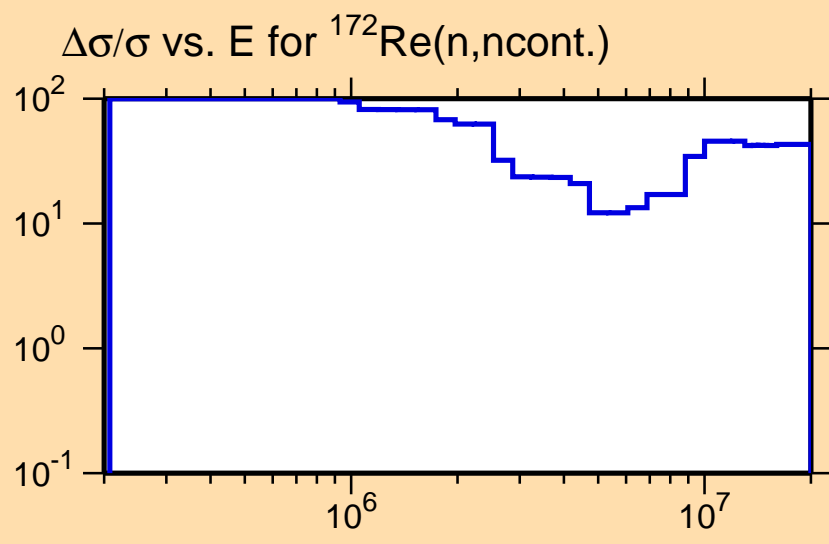




Ordinate scale is %  
relative standard deviation.

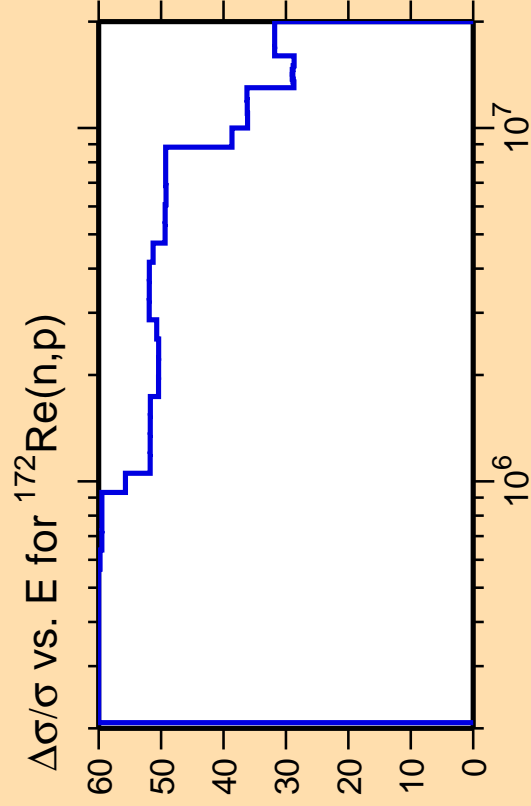
Abscissa scales are energy (eV).

Warning: some uncertainty  
data were suppressed.



Correlation Matrix


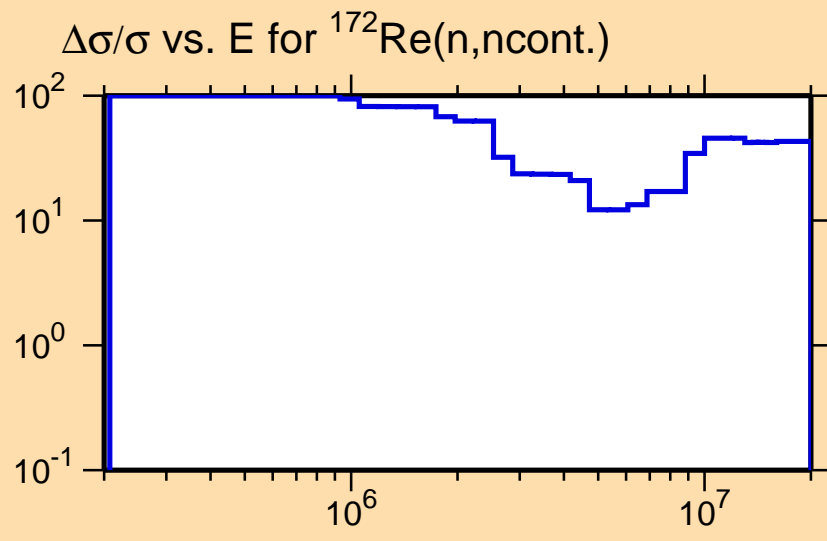




Ordinate scale is %  
relative standard deviation.

Abscissa scales are energy (eV).

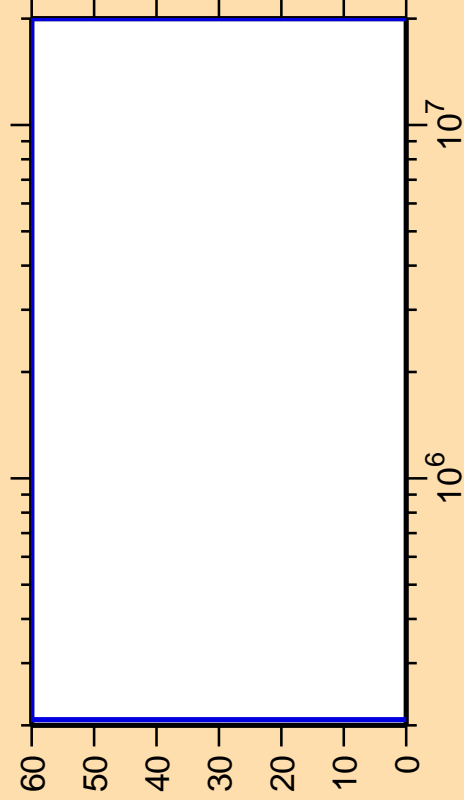
Warning: some uncertainty  
data were suppressed.



Correlation Matrix



$\Delta\sigma/\sigma$  vs. E for  $^{172}\text{Re}(n,\alpha)$


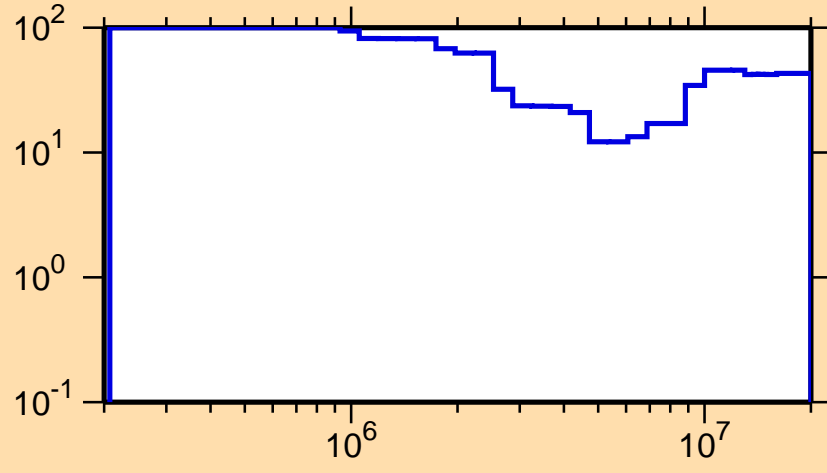


Ordinate scale is %  
relative standard deviation.

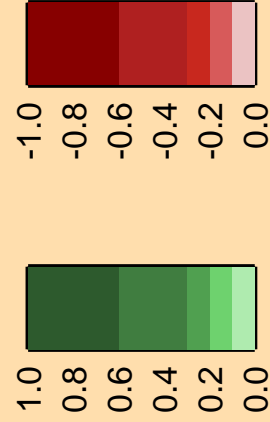
Abscissa scales are energy (eV).

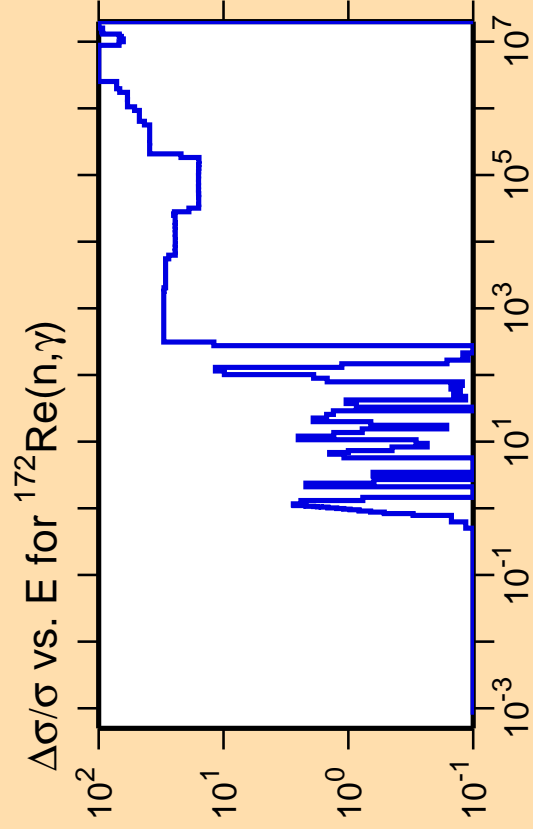
Warning: some uncertainty  
data were suppressed.

$\Delta\sigma/\sigma$  vs. E for  $^{172}\text{Re}(n,n\text{cont.})$



Correlation Matrix

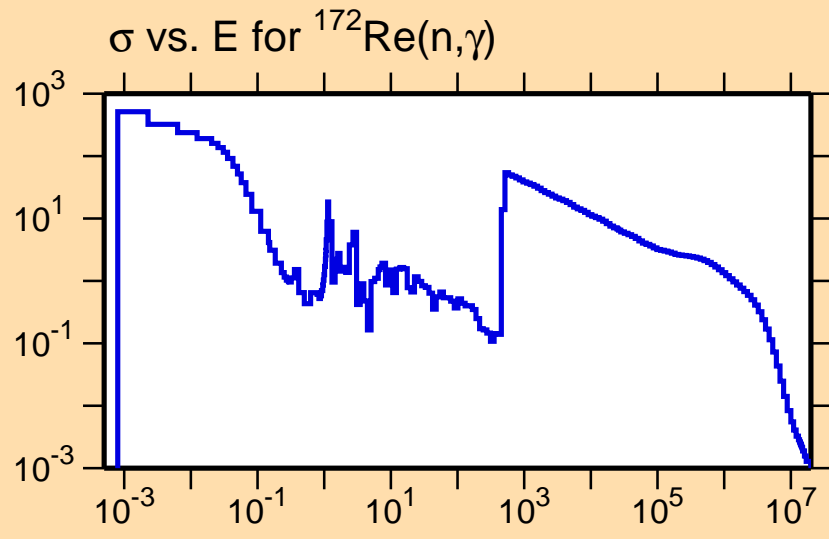




Ordinate scales are % relative standard deviation and barns.

Abscissa scales are energy (eV).

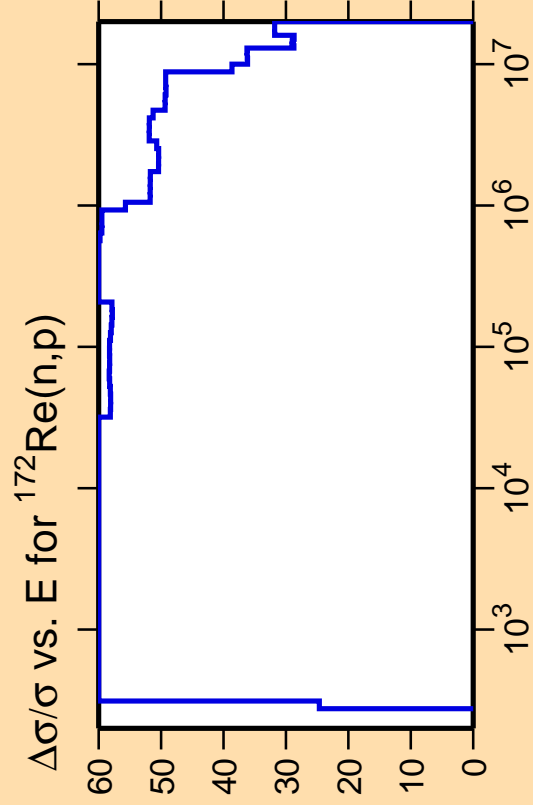
Warning: some uncertainty data were suppressed.



Correlation Matrix



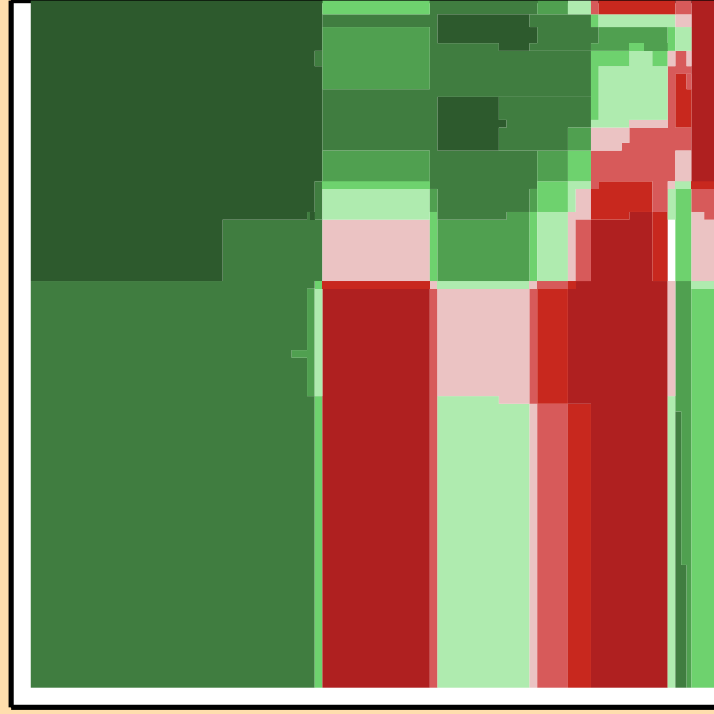
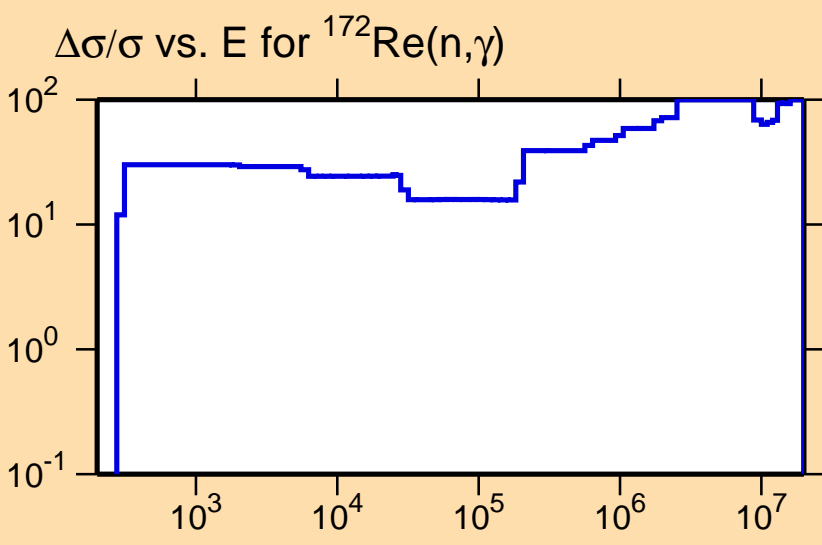




Ordinate scale is %  
relative standard deviation.

Abscissa scales are energy (eV).

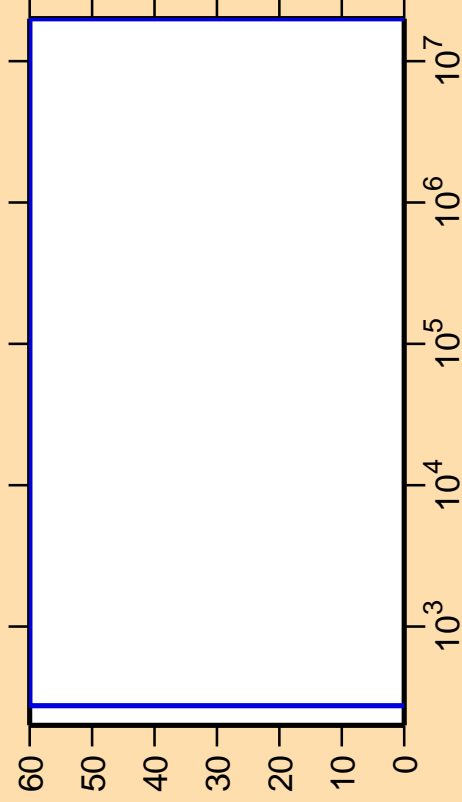
Warning: some uncertainty  
data were suppressed.



Correlation Matrix



$\Delta\sigma/\sigma$  vs. E for  $^{172}\text{Re}(n,\alpha)$

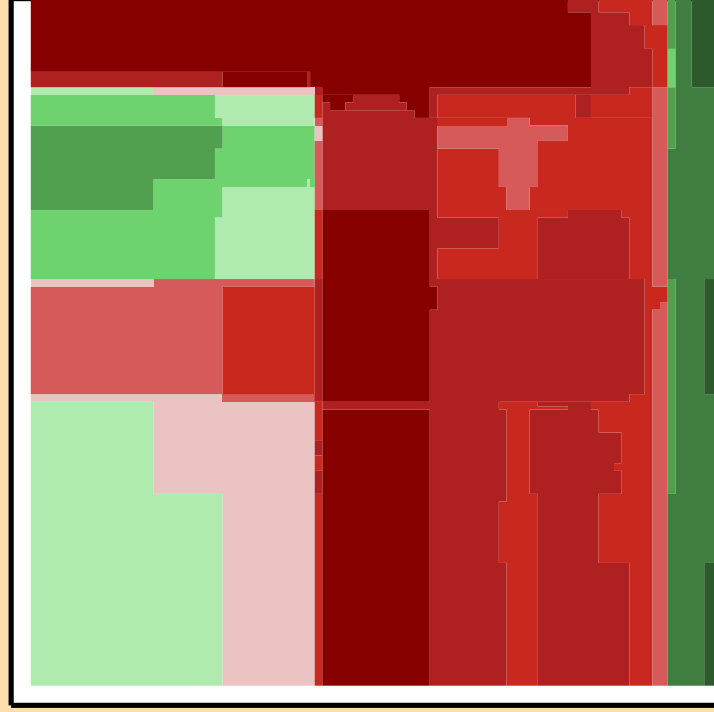
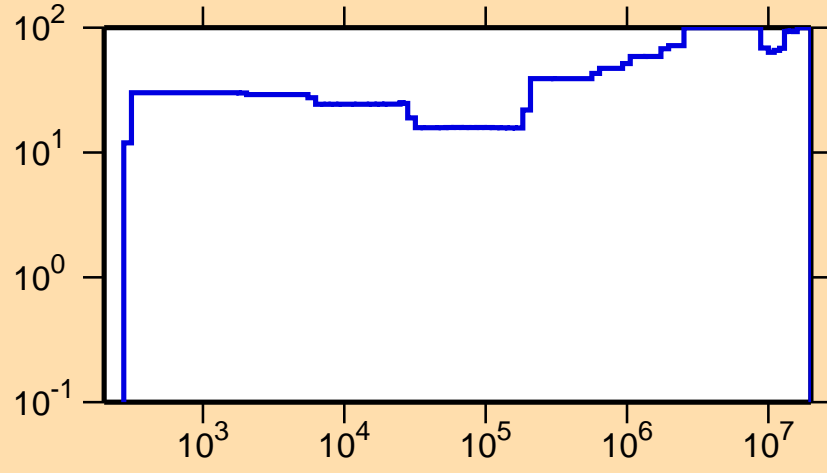


Ordinate scale is %  
relative standard deviation.

Abscissa scales are energy (eV).

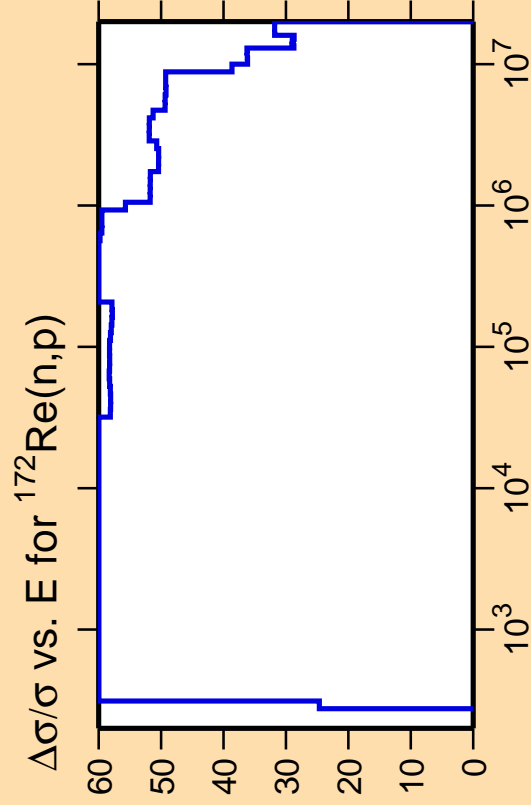
Warning: some uncertainty  
data were suppressed.

$\Delta\sigma/\sigma$  vs. E for  $^{172}\text{Re}(n,\gamma)$



Correlation Matrix


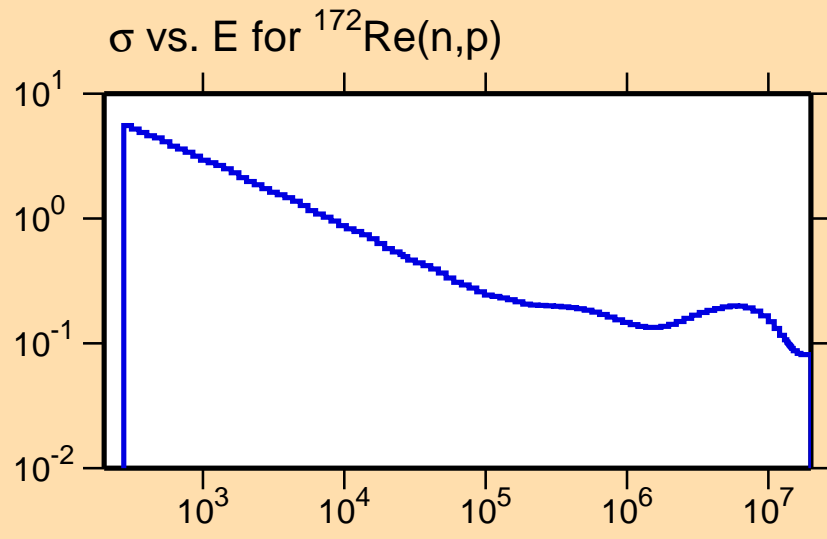




Ordinate scales are % relative standard deviation and barns.

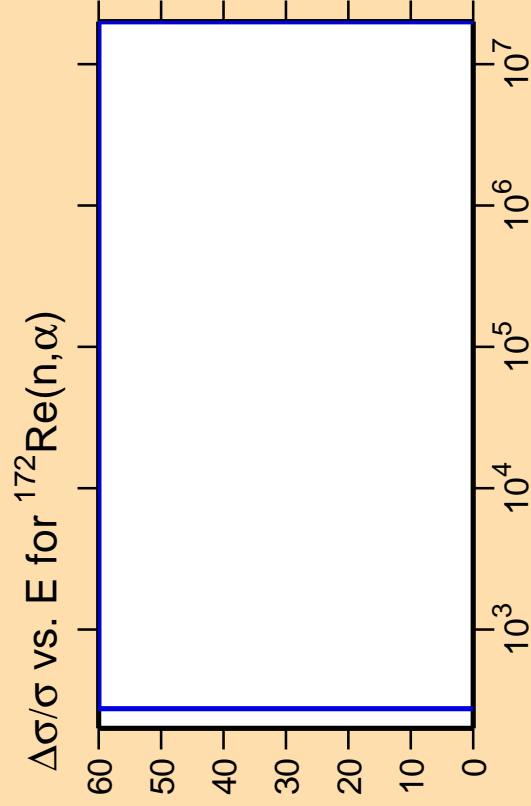
Abscissa scales are energy (eV).

Warning: some uncertainty data were suppressed.



Correlation Matrix



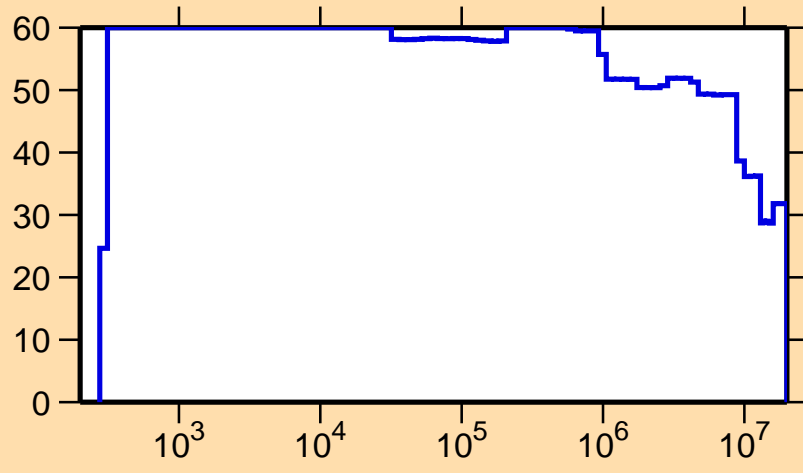


Ordinate scale is %  
relative standard deviation.

Abscissa scales are energy (eV).

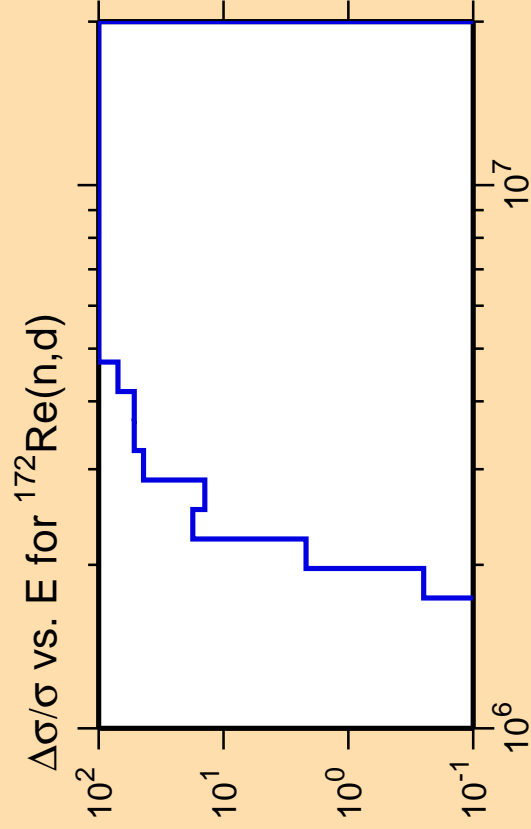
Warning: some uncertainty  
data were suppressed.

$\Delta\sigma/\sigma$  vs. E for  $^{172}\text{Re}(n,p)$



Correlation Matrix


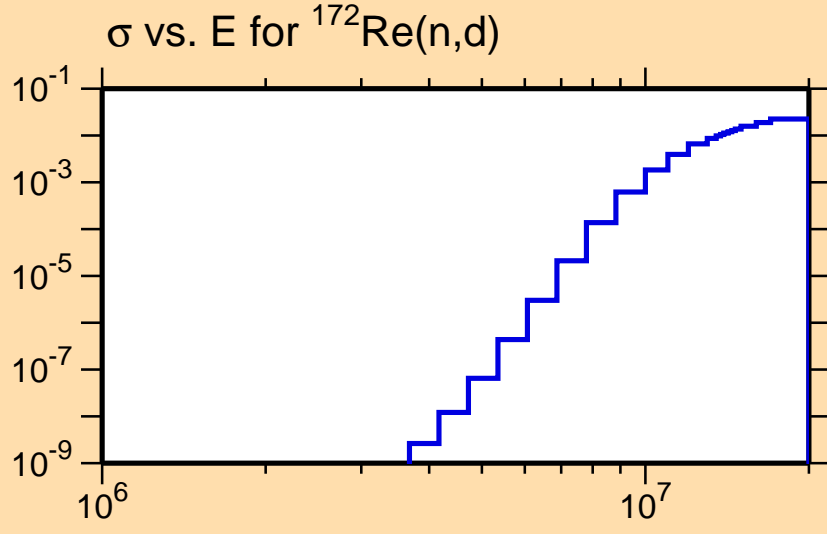




Ordinate scales are % relative standard deviation and barns.

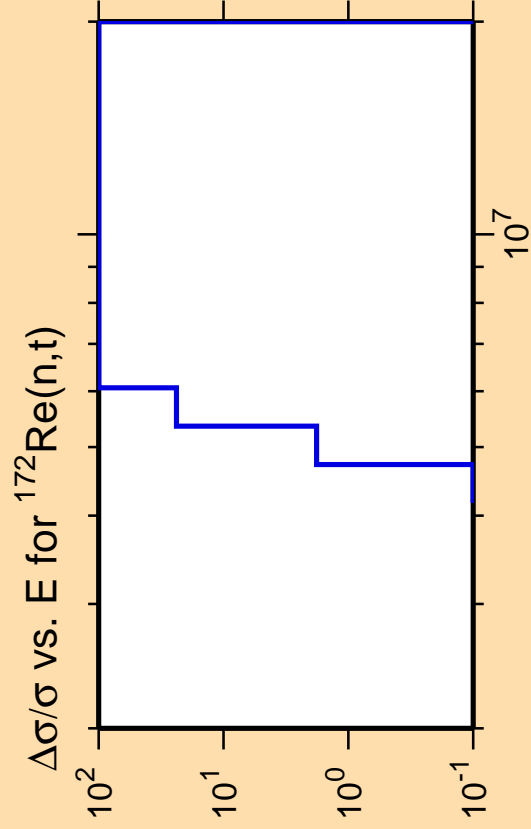
Abscissa scales are energy (eV).

Warning: some uncertainty data were suppressed.



Correlation Matrix

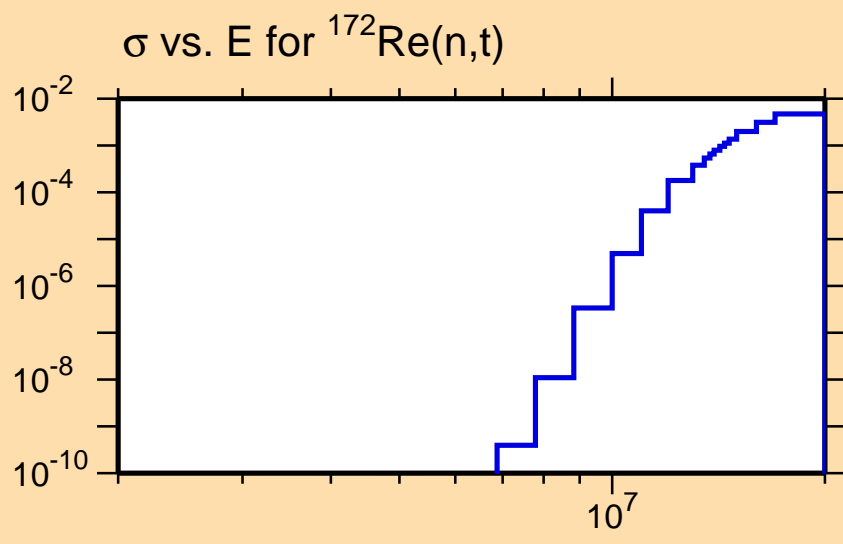





Ordinate scales are % relative standard deviation and barns.

Abscissa scales are energy (eV).

Warning: some uncertainty data were suppressed.

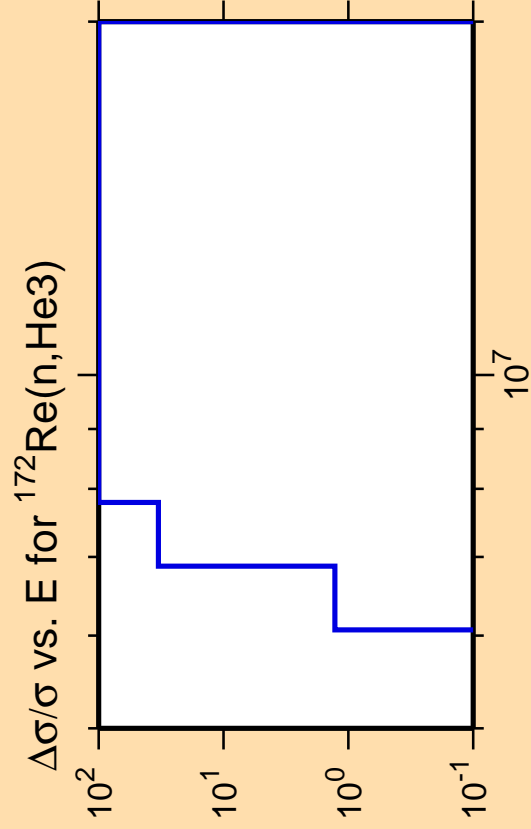


$\sigma$  vs.  $E$  for  $^{172}\text{Re}(n,t)$



Correlation Matrix


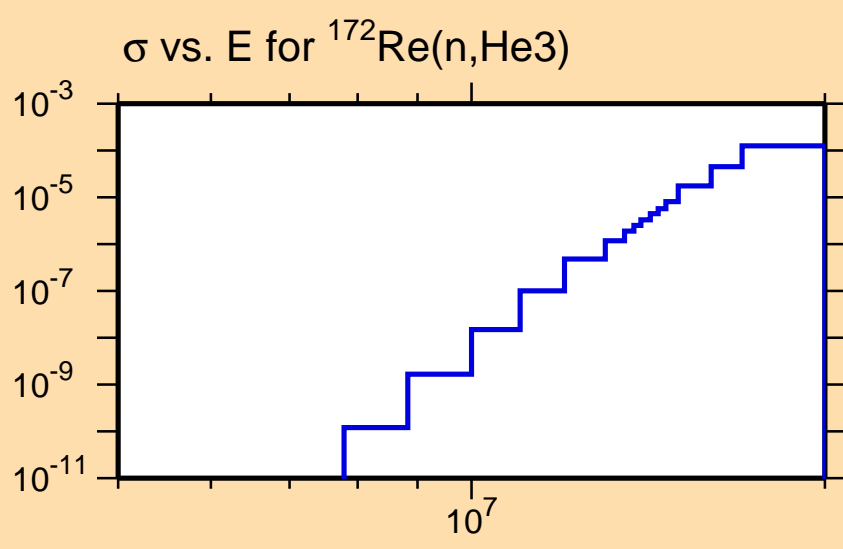




Ordinate scales are % relative standard deviation and barns.

Abscissa scales are energy (eV).

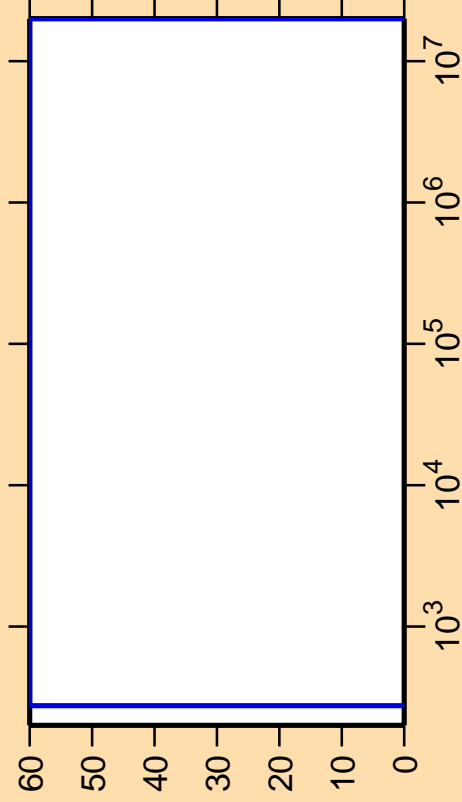
Warning: some uncertainty data were suppressed.



Correlation Matrix



$\Delta\sigma/\sigma$  vs. E for  $^{172}\text{Re}(n,\alpha)$


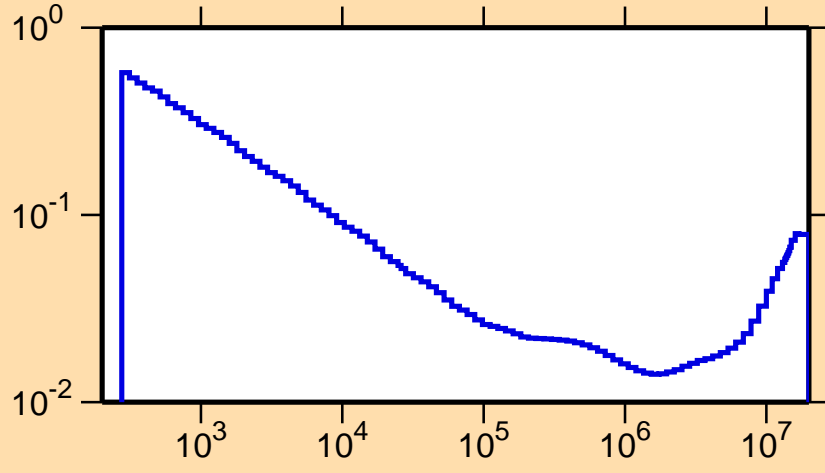


Ordinate scales are % relative standard deviation and barns.

Abscissa scales are energy (eV).

Warning: some uncertainty data were suppressed.

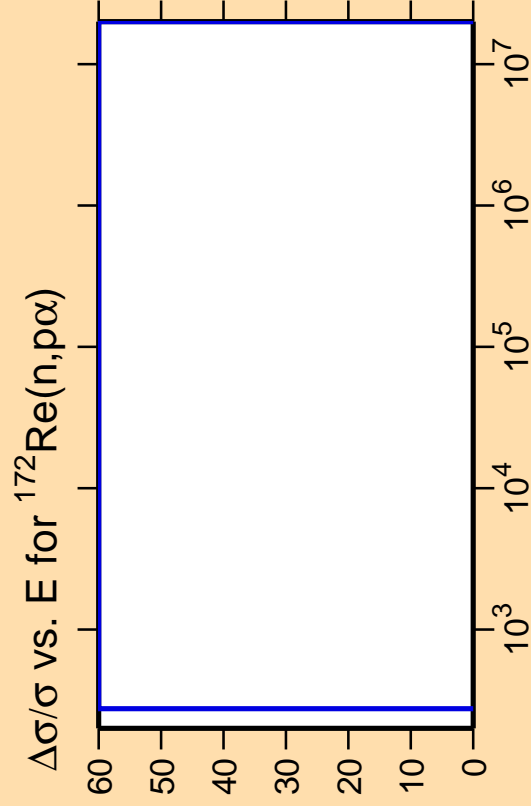
$\sigma$  vs. E for  $^{172}\text{Re}(n,\alpha)$



Correlation Matrix




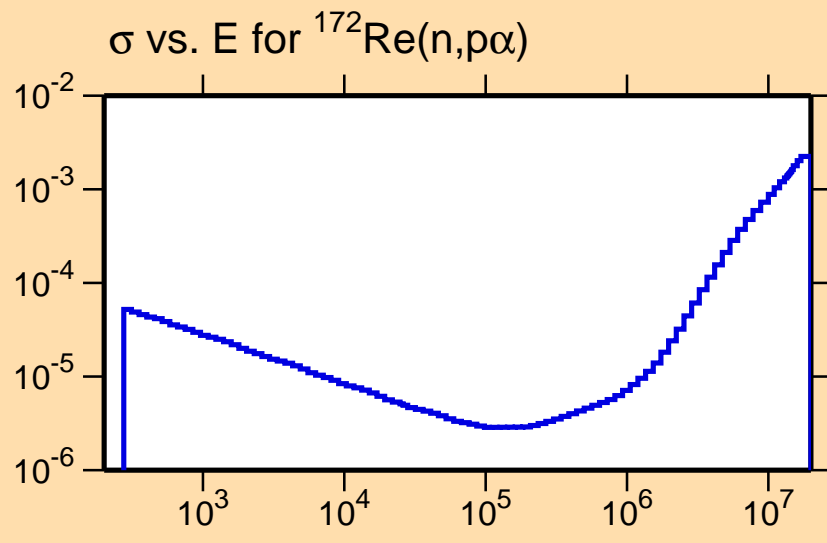




Ordinate scales are % relative standard deviation and barns.

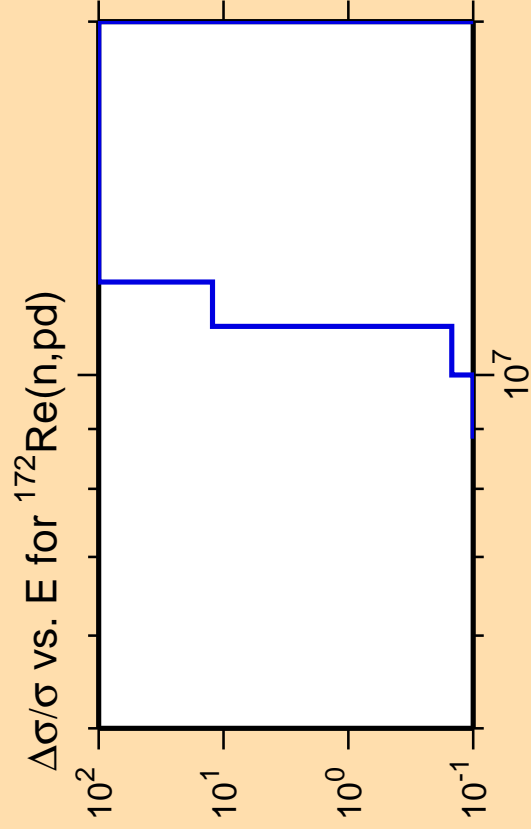
Abscissa scales are energy (eV).

Warning: some uncertainty data were suppressed.



Correlation Matrix

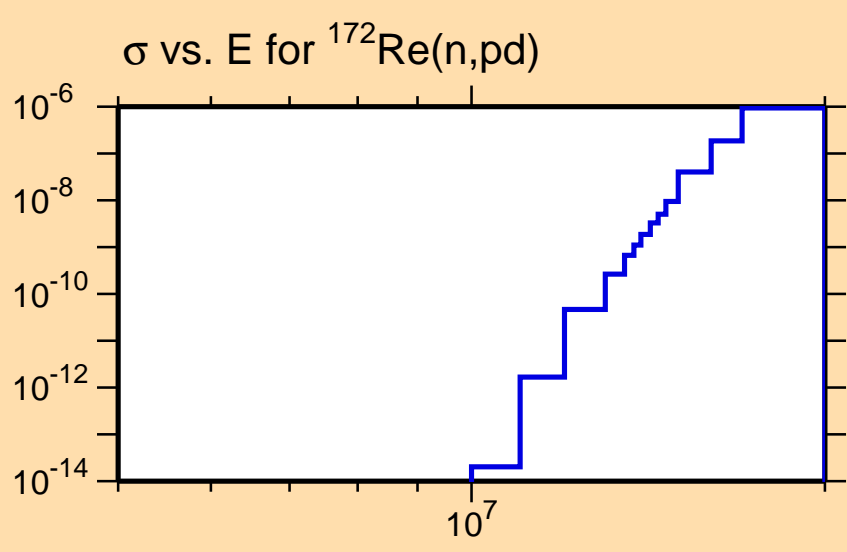




Ordinate scales are % relative standard deviation and barns.

Abscissa scales are energy (eV).

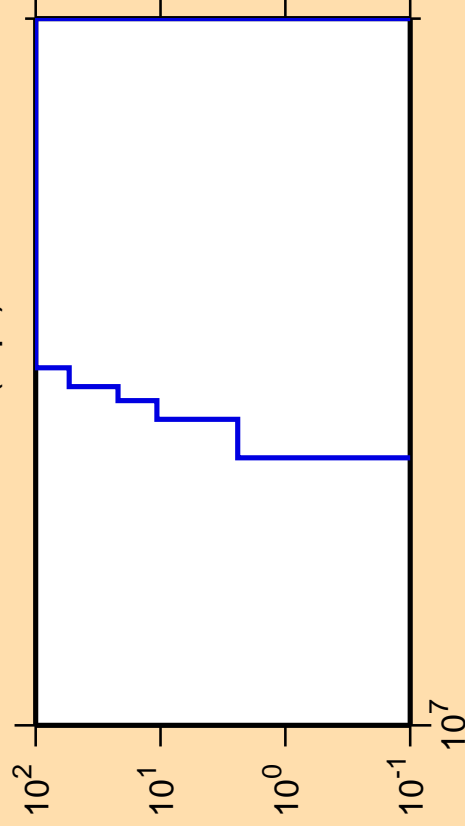
Warning: some uncertainty data were suppressed.



Correlation Matrix



$\Delta\sigma/\sigma$  vs. E for  $^{172}\text{Re}(n,\text{pt})$

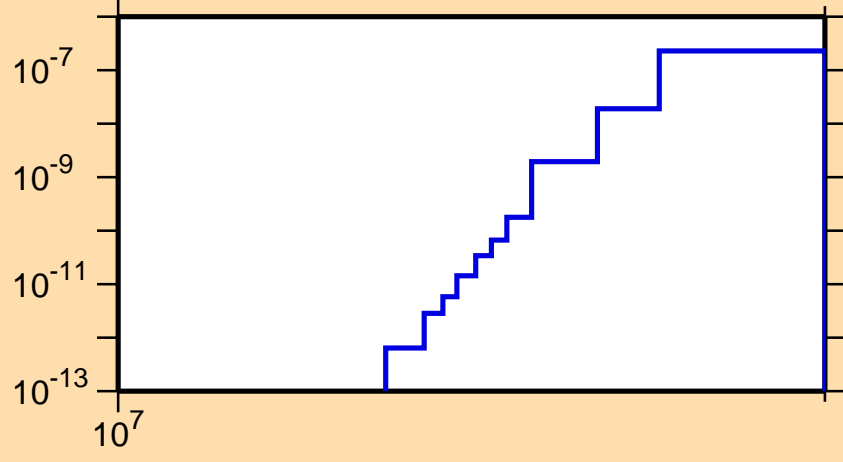


Ordinate scales are % relative standard deviation and barns.

Abscissa scales are energy (eV).

Warning: some uncertainty data were suppressed.

$\sigma$  vs. E for  $^{172}\text{Re}(n,\text{pt})$

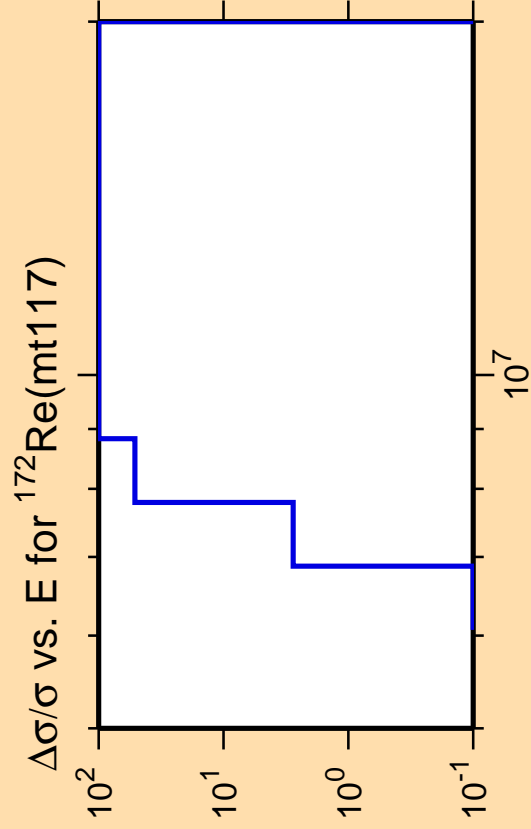


10<sup>7</sup>



Correlation Matrix

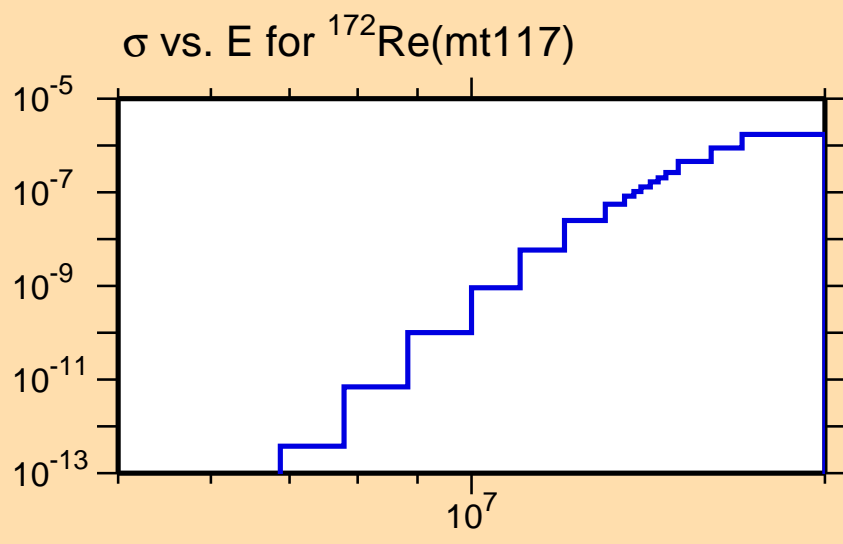




Ordinate scales are % relative standard deviation and barns.

Abscissa scales are energy (eV).

Warning: some uncertainty data were suppressed.



Correlation Matrix

