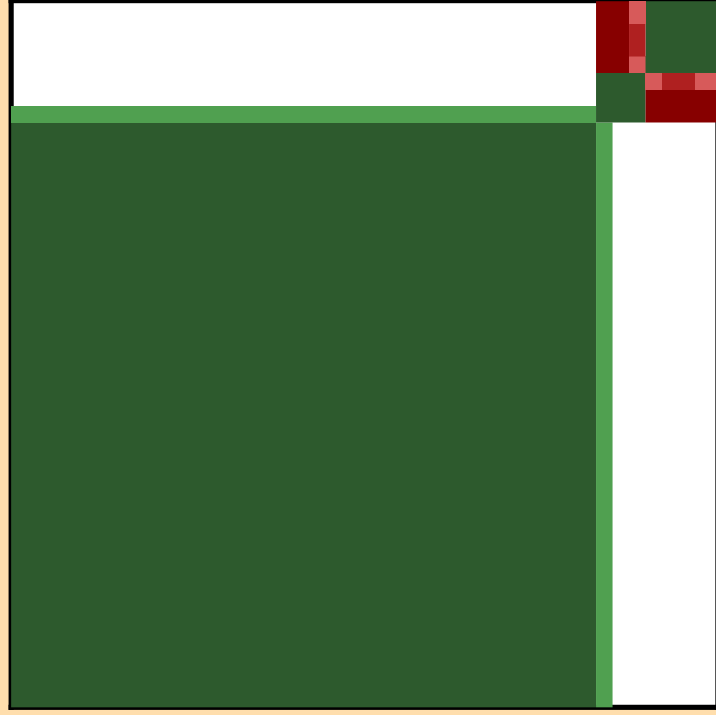
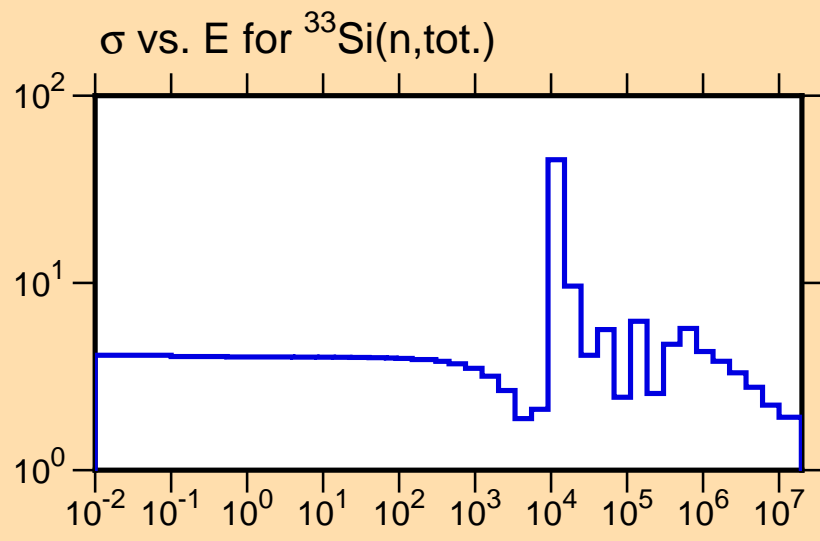


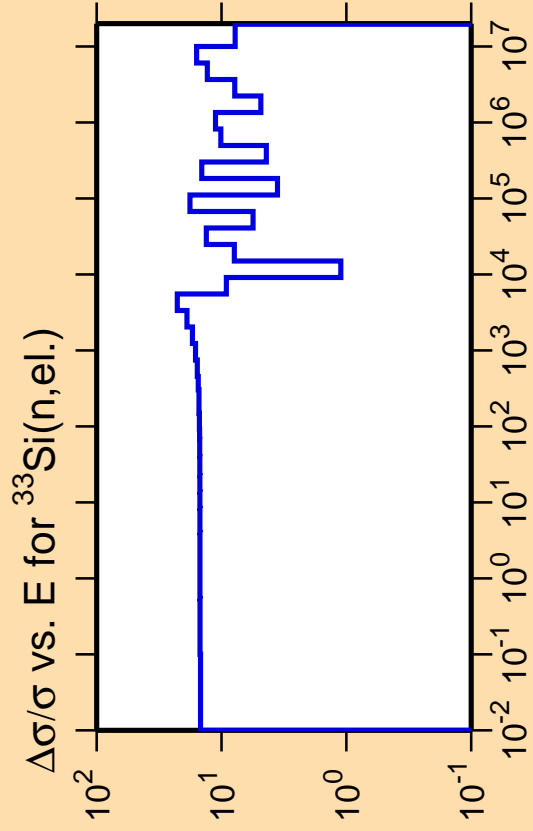
Ordinate scales are % relative standard deviation and barns.

Abscissa scales are energy (eV).



Correlation Matrix


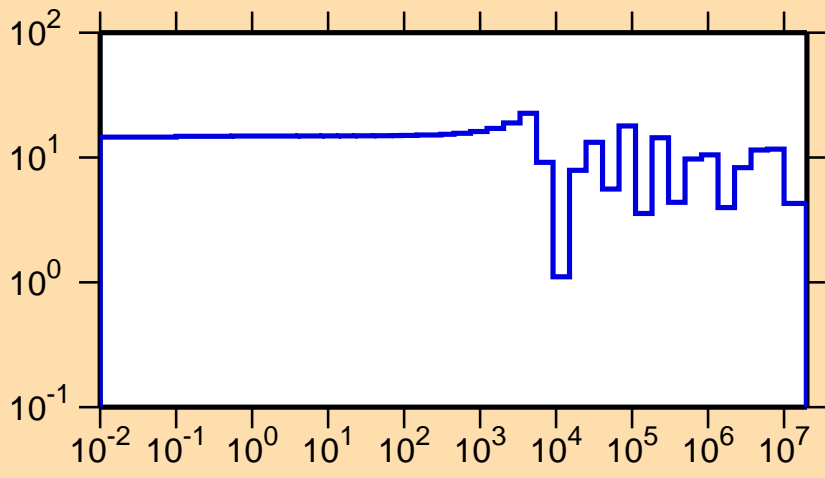




Ordinate scale is %
relative standard deviation.

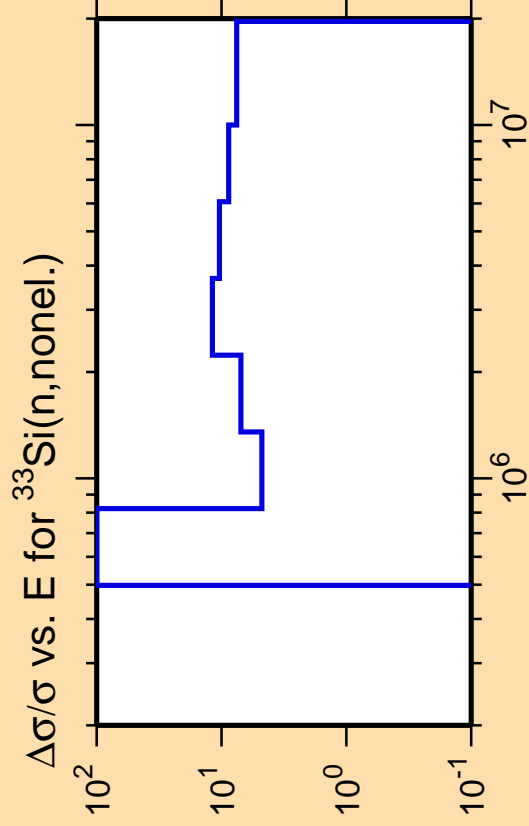
Abscissa scales are energy (eV).

$\Delta\sigma/\sigma$ vs. E for $^{33}\text{Si}(n,\text{tot.})$



Correlation Matrix


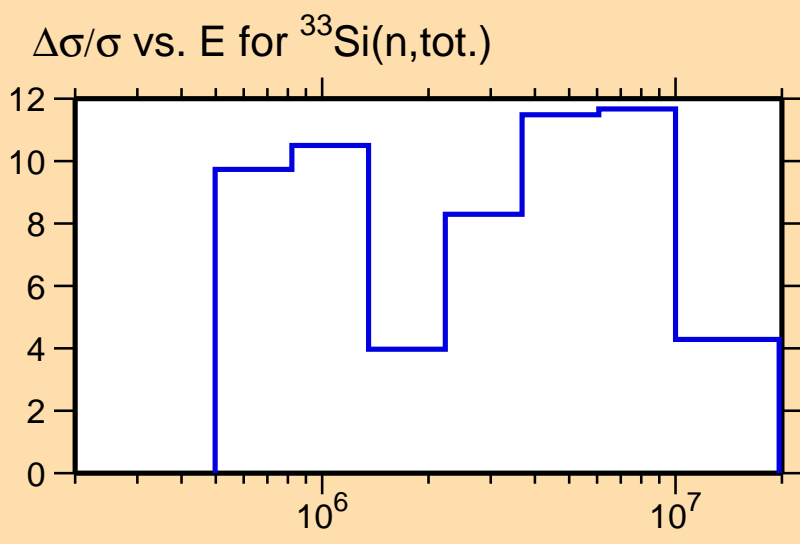




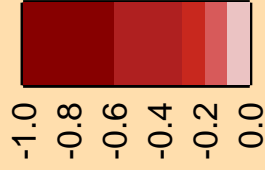
Ordinate scale is %
relative standard deviation.

Abscissa scales are energy (eV).

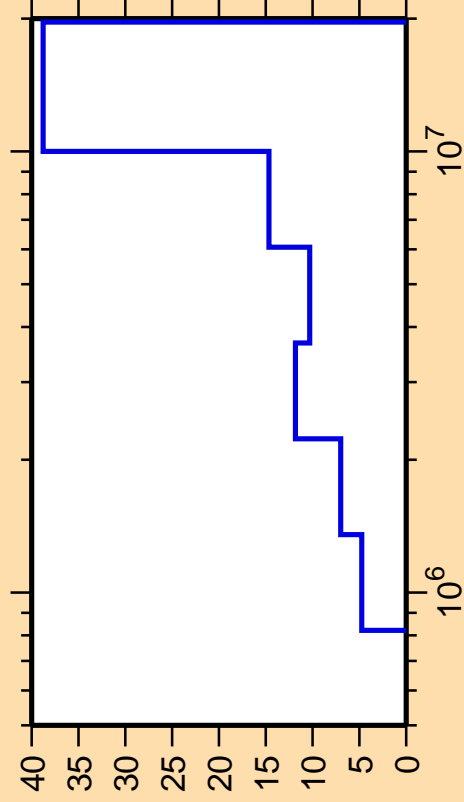
Warning: some uncertainty
data were suppressed.



Correlation Matrix



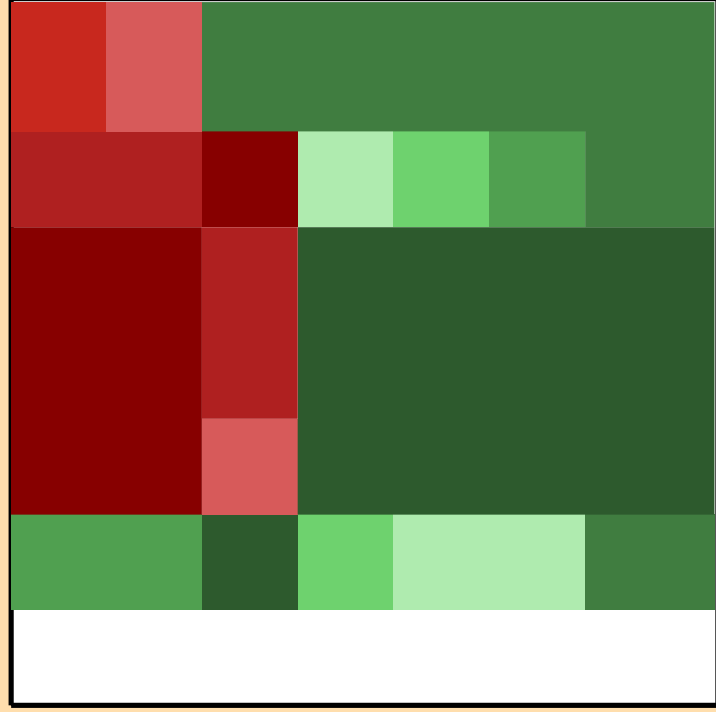
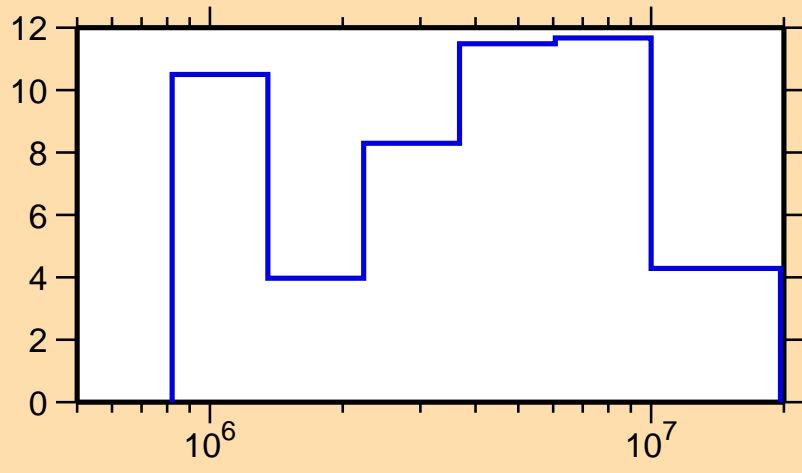
$\Delta\sigma/\sigma$ vs. E for $^{33}\text{Si}(n,\text{inel.})$



Ordinate scale is %
relative standard deviation.

Abscissa scales are energy (eV).

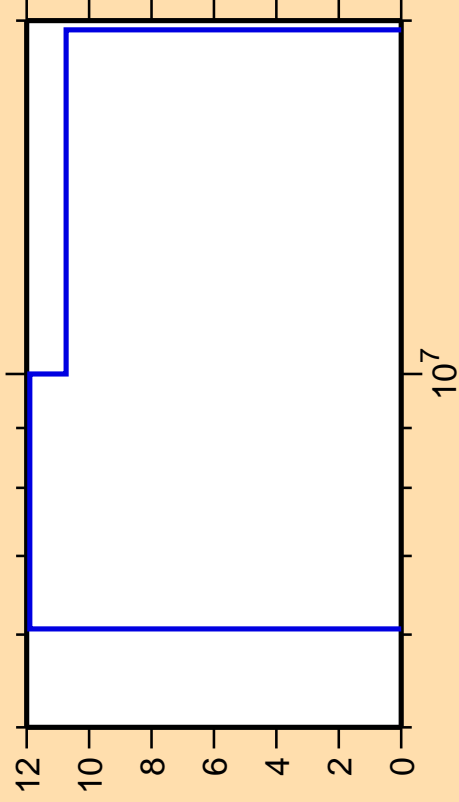
$\Delta\sigma/\sigma$ vs. E for $^{33}\text{Si}(n,\text{tot.})$



Correlation Matrix




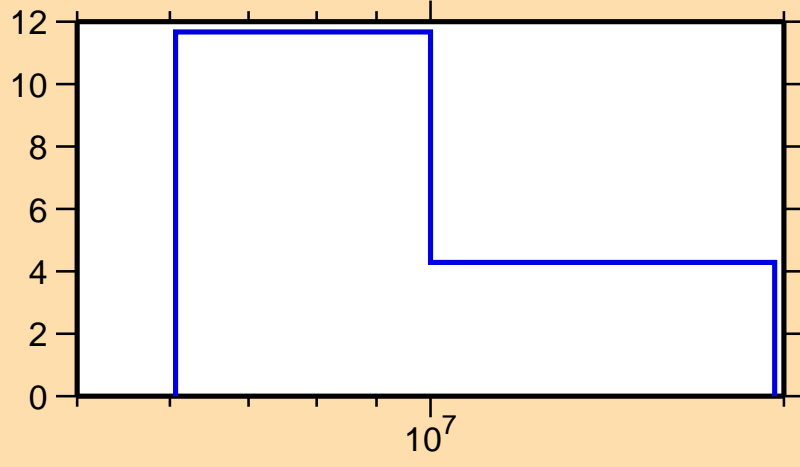
$\Delta\sigma/\sigma$ vs. E for $^{33}\text{Si}(n,2n)$



Ordinate scale is %
relative standard deviation.

Abscissa scales are energy (eV).

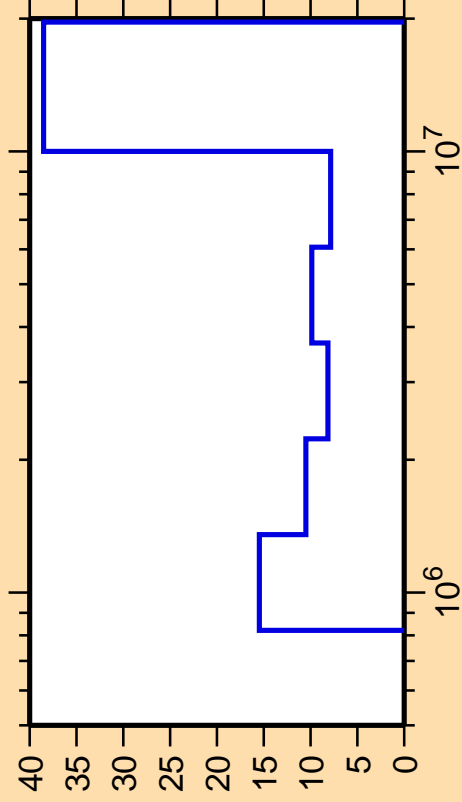
$\Delta\sigma/\sigma$ vs. E for $^{33}\text{Si}(n,\text{tot.})$



Correlation Matrix




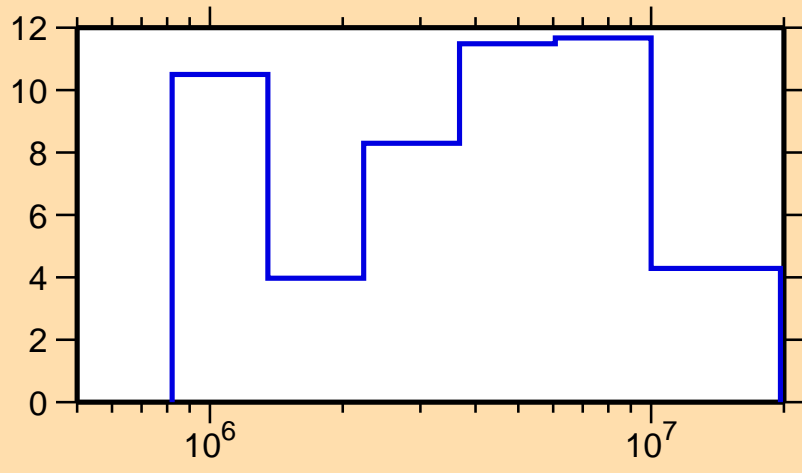
$\Delta\sigma/\sigma$ vs. E for $^{33}\text{Si}(n,n_1)$



Ordinate scale is %
relative standard deviation.

Abscissa scales are energy (eV).

$\Delta\sigma/\sigma$ vs. E for $^{33}\text{Si}(n,\text{tot.})$



Correlation Matrix



$\Delta\sigma/\sigma$ vs. E for $^{33}\text{Si}(n,\text{ncont.})$


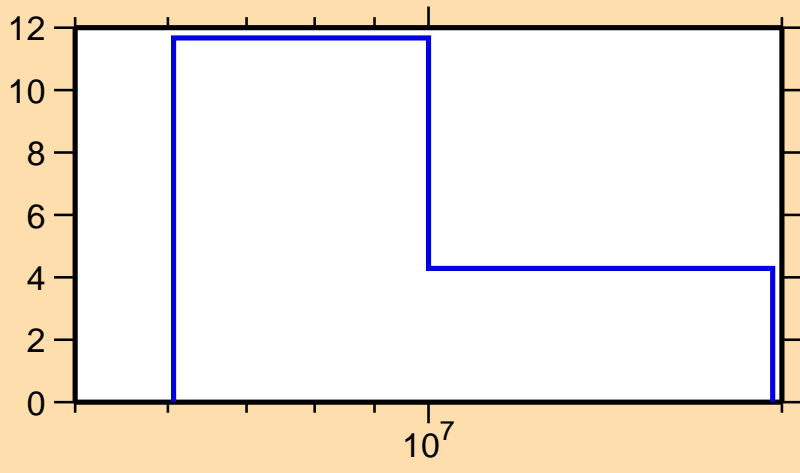


Ordinate scale is %
relative standard deviation.

Abscissa scales are energy (eV).

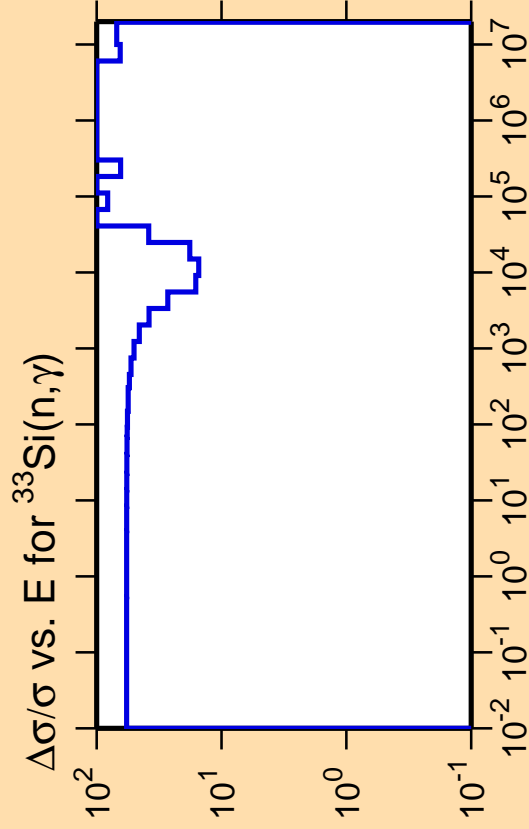
Warning: some uncertainty
data were suppressed.

$\Delta\sigma/\sigma$ vs. E for $^{33}\text{Si}(n,\text{tot.})$



Correlation Matrix




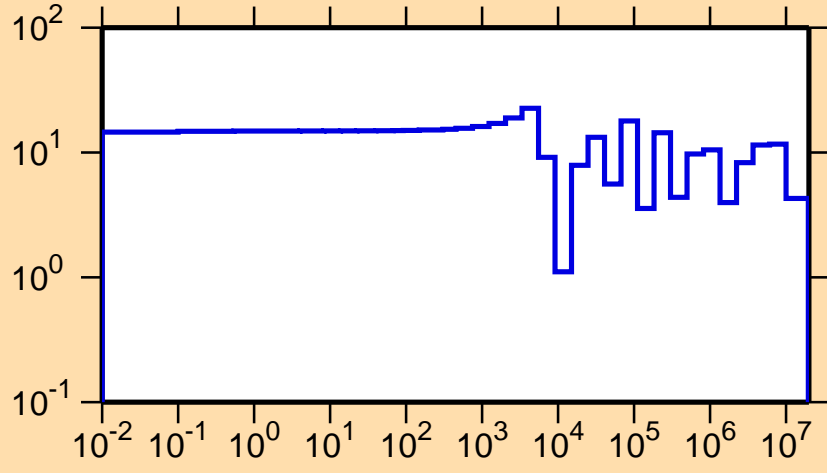


Ordinate scale is %
relative standard deviation.

Abscissa scales are energy (eV).

Warning: some uncertainty
data were suppressed.


$\Delta\sigma/\sigma$ vs. E for $^{33}\text{Si}(n,\text{tot.})$



Correlation Matrix





$\Delta\sigma/\sigma$ vs. E for $^{33}\text{Si}(n,p)$



Ordinate scale is %
relative standard deviation.

Abscissa scales are energy (eV).

$\Delta\sigma/\sigma$ vs. E for $^{33}\text{Si}(n,\text{tot.})$



Correlation Matrix



$\Delta\sigma/\sigma$ vs. E for $^{33}\text{Si}(n,\alpha)$


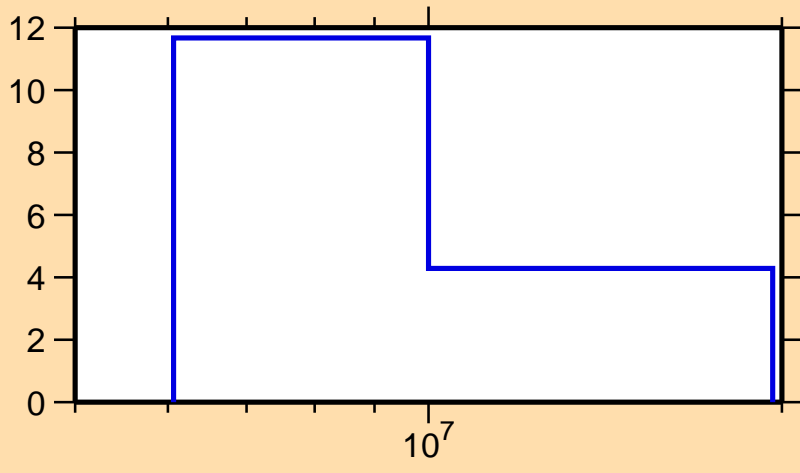


Ordinate scale is %
relative standard deviation.

Abscissa scales are energy (eV).

Warning: some uncertainty
data were suppressed.

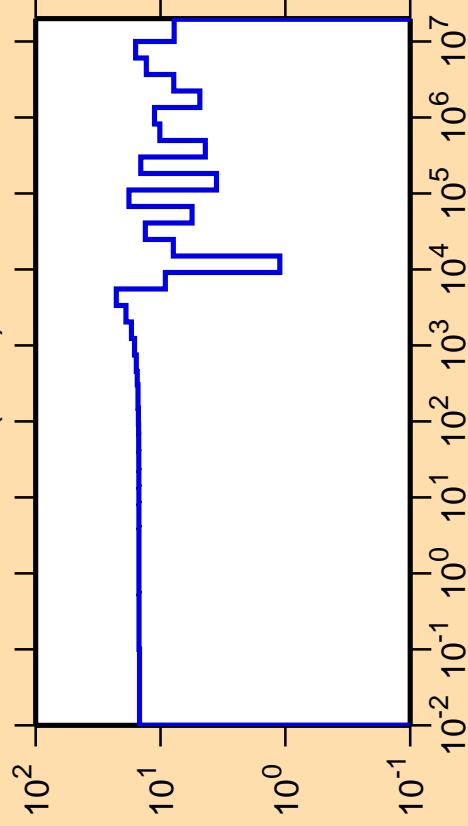
$\Delta\sigma/\sigma$ vs. E for $^{33}\text{Si}(n,\text{tot.})$



Correlation Matrix




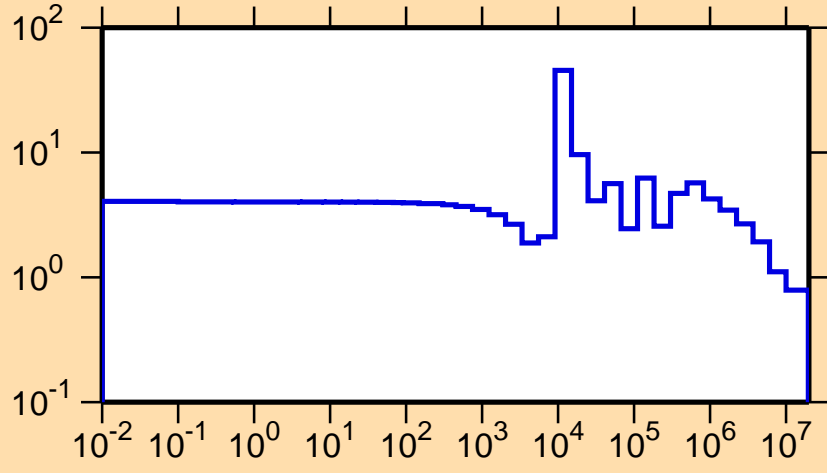
$\Delta\sigma/\sigma$ vs. E for $^{33}\text{Si}(n,\text{el.})$



Ordinate scales are % relative standard deviation and barns.

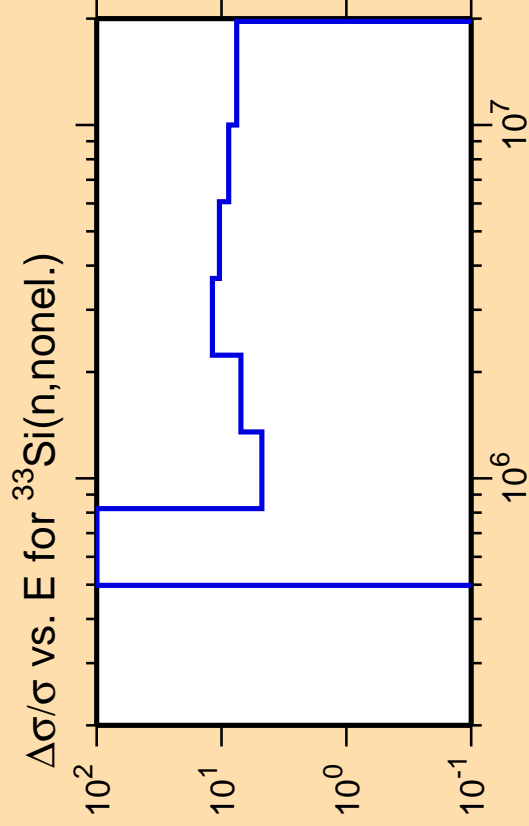
Abscissa scales are energy (eV).

σ vs. E for $^{33}\text{Si}(n,\text{el.})$



Correlation Matrix






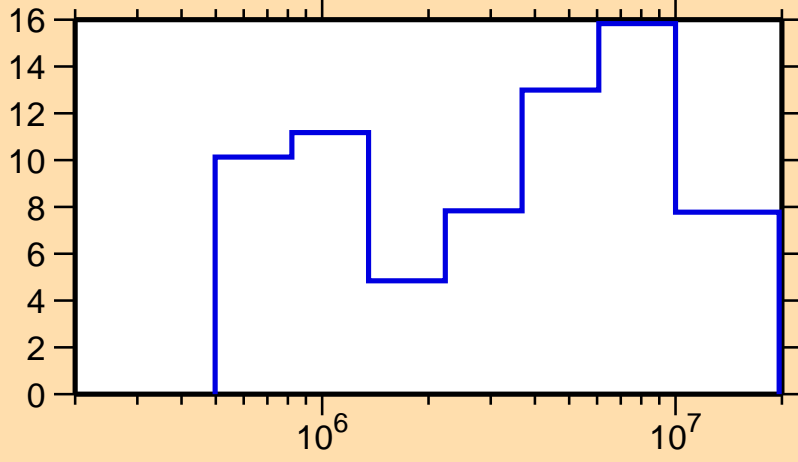
$\Delta\sigma/\sigma$ vs. E for $^{33}\text{Si}(n,\text{nonel.})$

Ordinate scale is %
relative standard deviation.

Abscissa scales are energy (eV).

Warning: some uncertainty
data were suppressed.

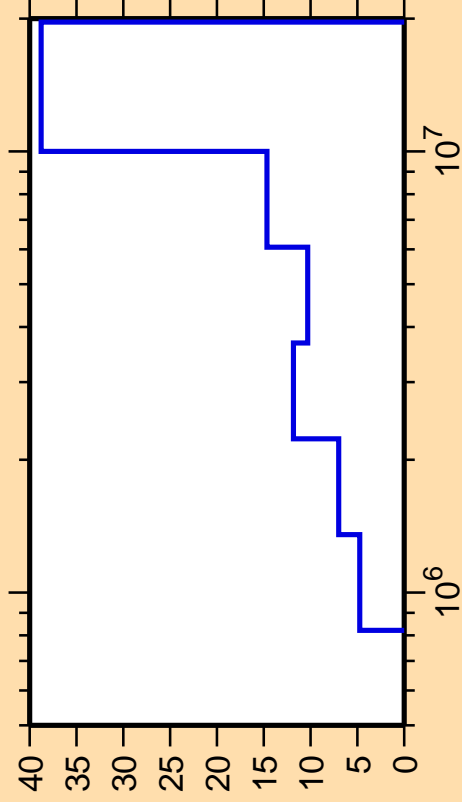
$\Delta\sigma/\sigma$ vs. E for $^{33}\text{Si}(n,\text{el.})$



Correlation Matrix



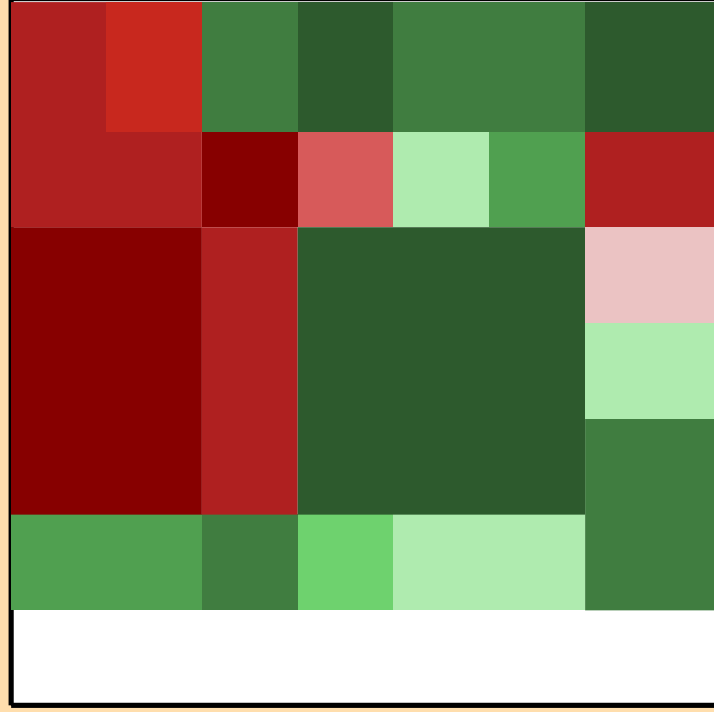
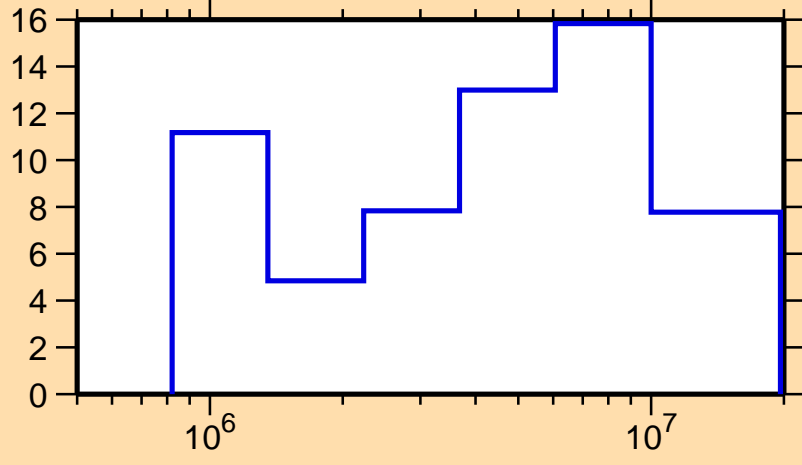
$\Delta\sigma/\sigma$ vs. E for $^{33}\text{Si}(n,\text{inel.})$



Ordinate scale is %
relative standard deviation.

Abscissa scales are energy (eV).

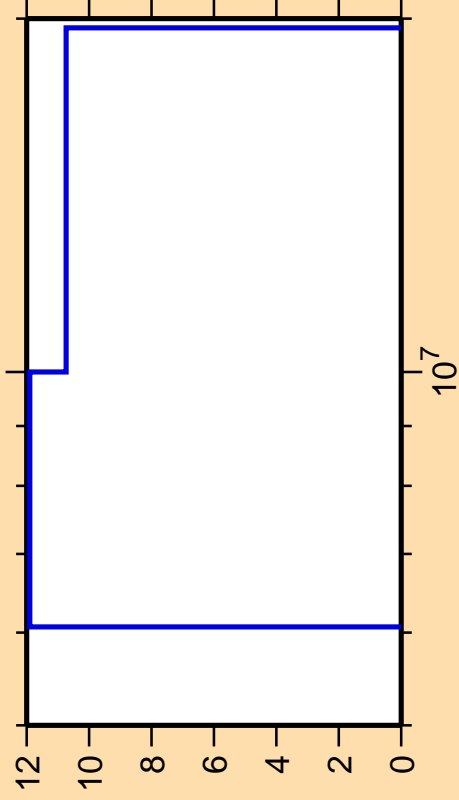
$\Delta\sigma/\sigma$ vs. E for $^{33}\text{Si}(n,\text{el.})$



Correlation Matrix




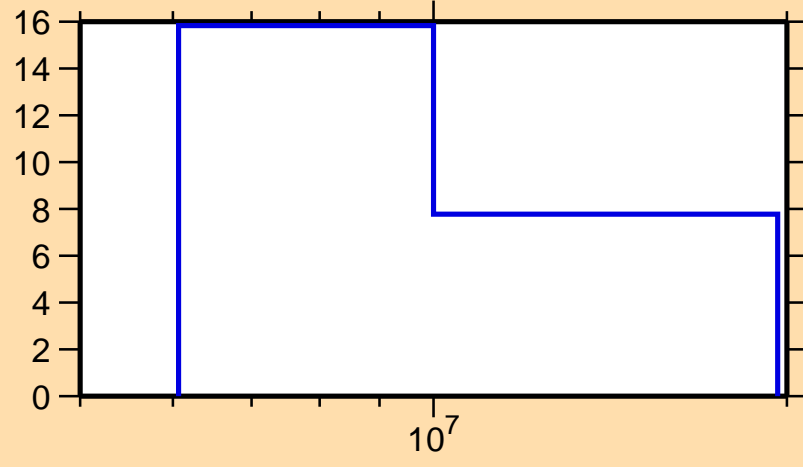
$\Delta\sigma/\sigma$ vs. E for $^{33}\text{Si}(n,2n)$



Ordinate scale is %
relative standard deviation.

Abscissa scales are energy (eV).

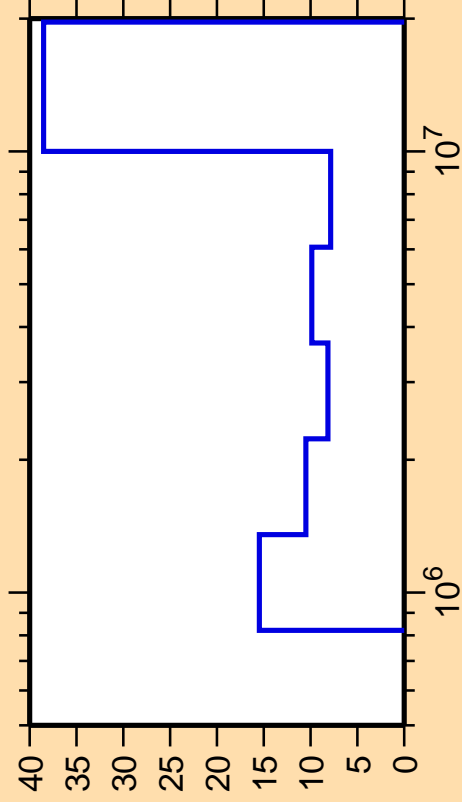
$\Delta\sigma/\sigma$ vs. E for $^{33}\text{Si}(n,\text{el.})$



Correlation Matrix



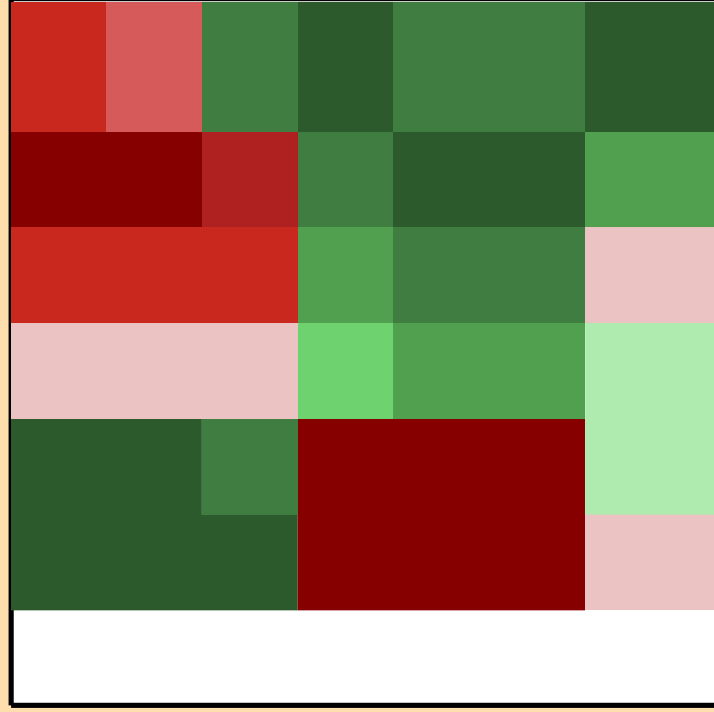
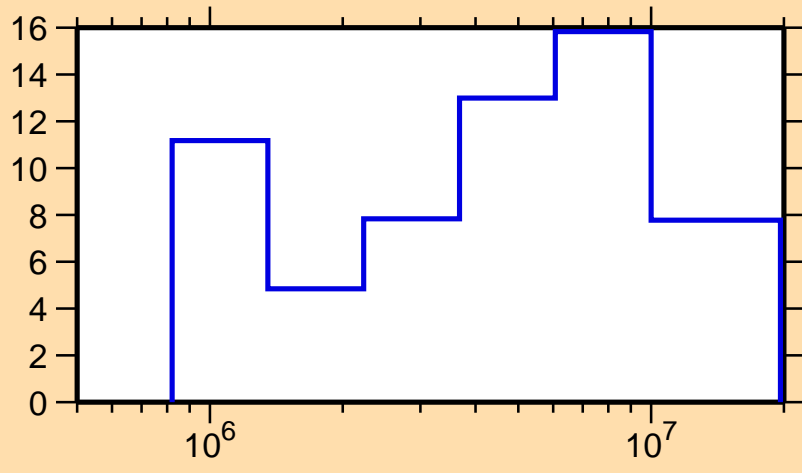
$\Delta\sigma/\sigma$ vs. E for $^{33}\text{Si}(n,n_1)$



Ordinate scale is %
relative standard deviation.

Abscissa scales are energy (eV).

$\Delta\sigma/\sigma$ vs. E for $^{33}\text{Si}(n,\text{el.})$



Correlation Matrix



$\Delta\sigma/\sigma$ vs. E for $^{33}\text{Si}(n,n\text{cont.})$


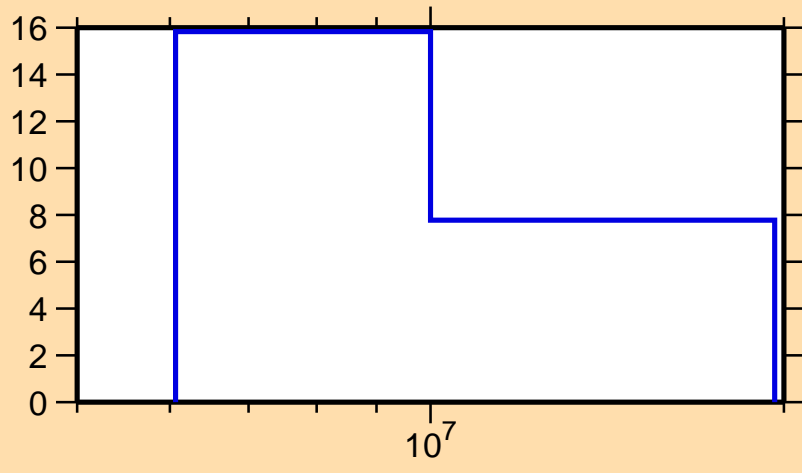


Ordinate scale is %
relative standard deviation.

Abscissa scales are energy (eV).

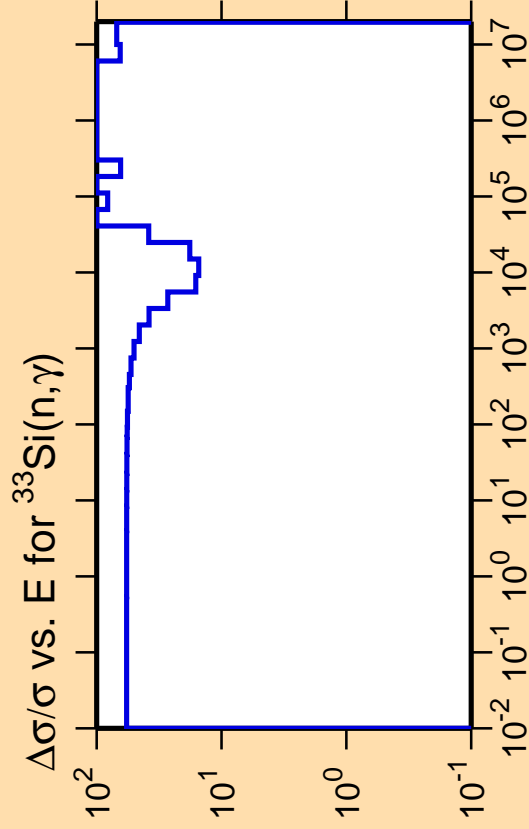
Warning: some uncertainty
data were suppressed.

$\Delta\sigma/\sigma$ vs. E for $^{33}\text{Si}(n,\text{el.})$



Correlation Matrix




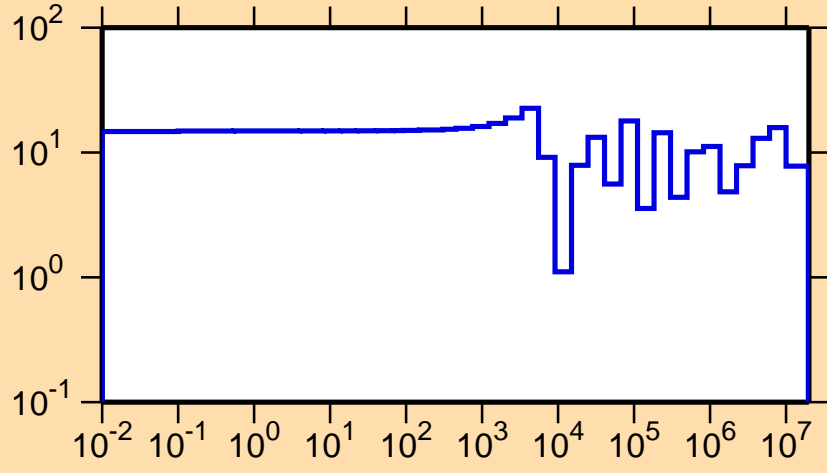


Ordinate scale is %
relative standard deviation.

Abscissa scales are energy (eV).

Warning: some uncertainty
data were suppressed.


$\Delta\sigma/\sigma$ vs. E for $^{33}\text{Si}(n,\text{el.})$



Correlation Matrix




$\Delta\sigma/\sigma$ vs. E for $^{33}\text{Si}(n,p)$



Ordinate scale is %
relative standard deviation.

Abscissa scales are energy (eV).

$\Delta\sigma/\sigma$ vs. E for $^{33}\text{Si}(n,\text{el.})$



Correlation Matrix



$\Delta\sigma/\sigma$ vs. E for $^{33}\text{Si}(n,\alpha)$


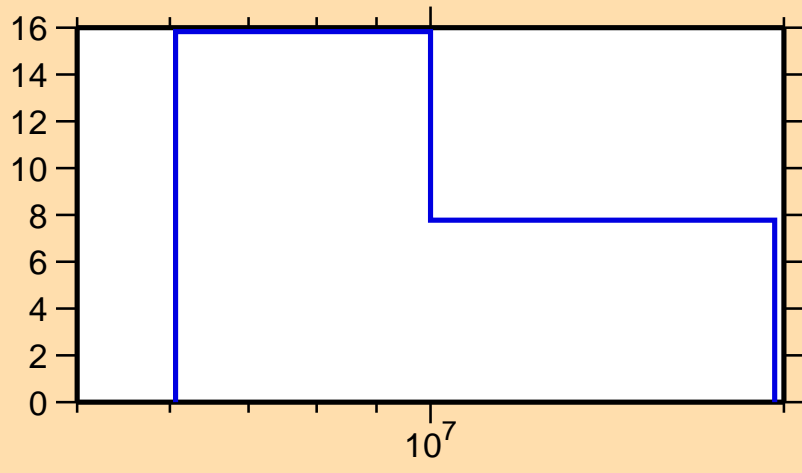


Ordinate scale is %
relative standard deviation.

Abscissa scales are energy (eV).

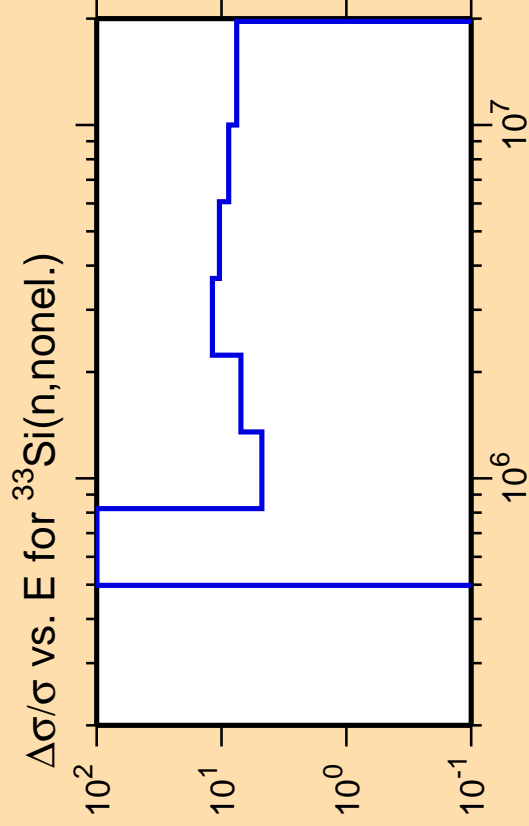
Warning: some uncertainty
data were suppressed.

$\Delta\sigma/\sigma$ vs. E for $^{33}\text{Si}(n,\text{el.})$



Correlation Matrix




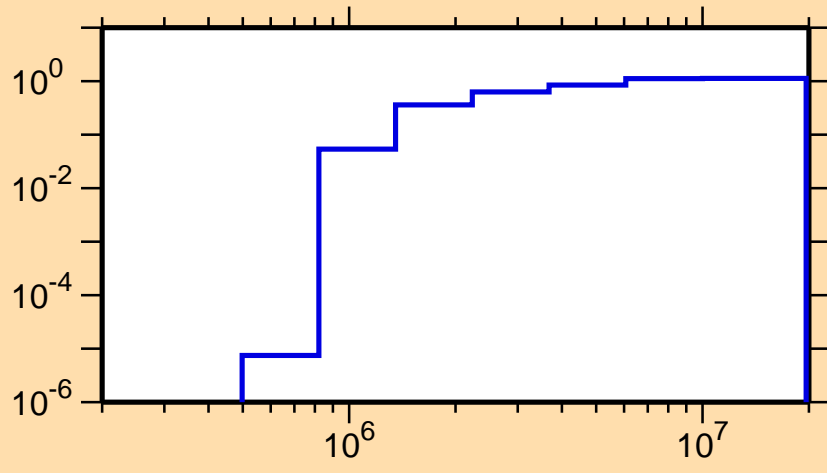


Ordinate scales are % relative standard deviation and barns.

Abscissa scales are energy (eV).

Warning: some uncertainty data were suppressed.

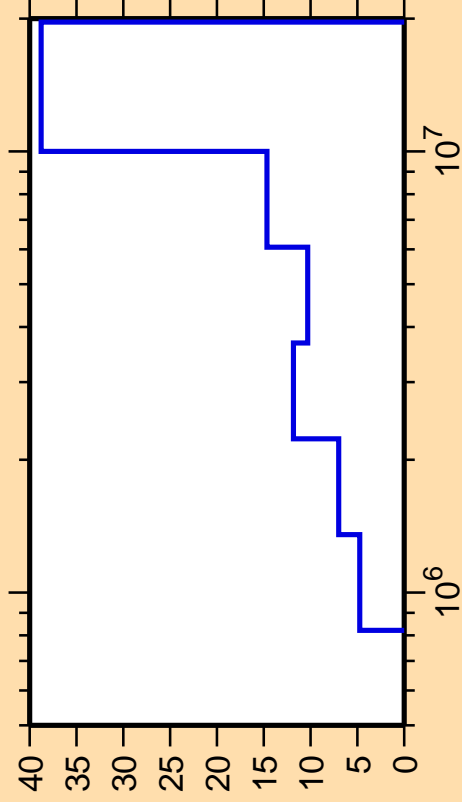
σ vs. E for $^{33}\text{Si}(n,\text{nonel.})$



Correlation Matrix




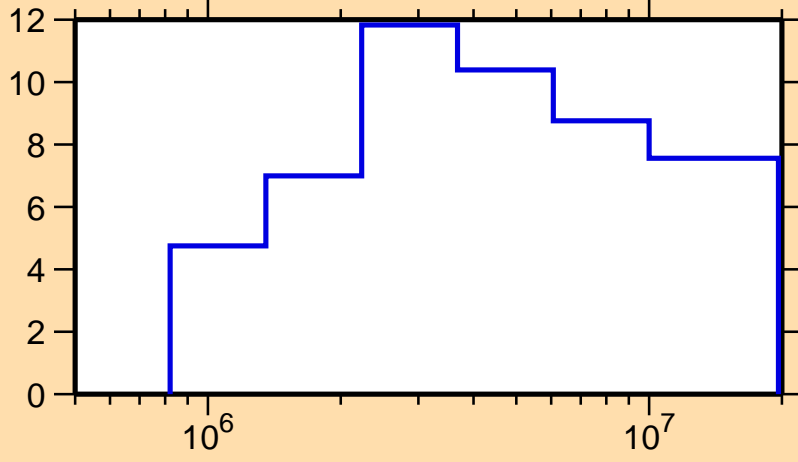
$\Delta\sigma/\sigma$ vs. E for $^{33}\text{Si}(n,\text{inel.})$



Ordinate scale is %
relative standard deviation.

Abscissa scales are energy (eV).

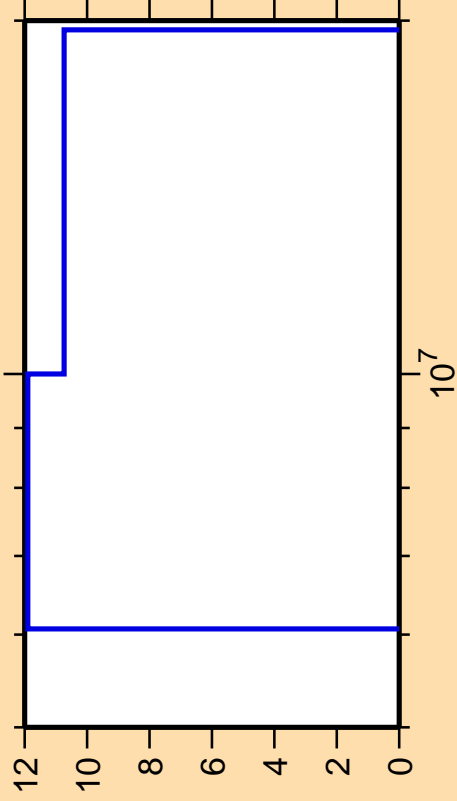
$\Delta\sigma/\sigma$ vs. E for $^{33}\text{Si}(n,\text{nonel.})$



Correlation Matrix




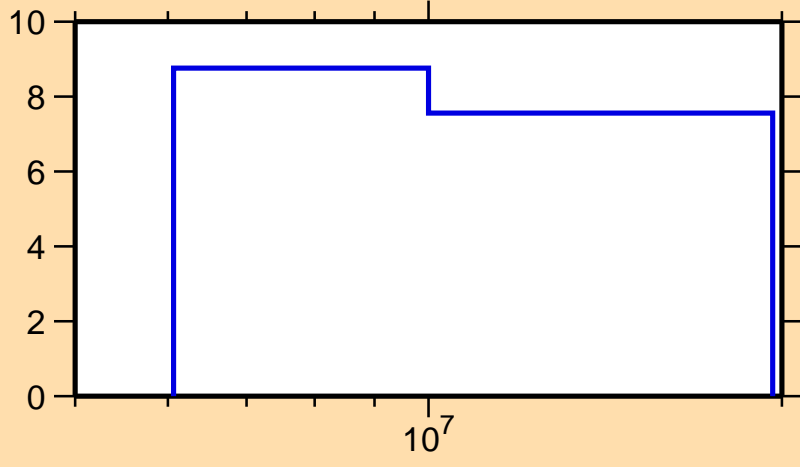
$\Delta\sigma/\sigma$ vs. E for $^{33}\text{Si}(n,2n)$



Ordinate scale is %
relative standard deviation.

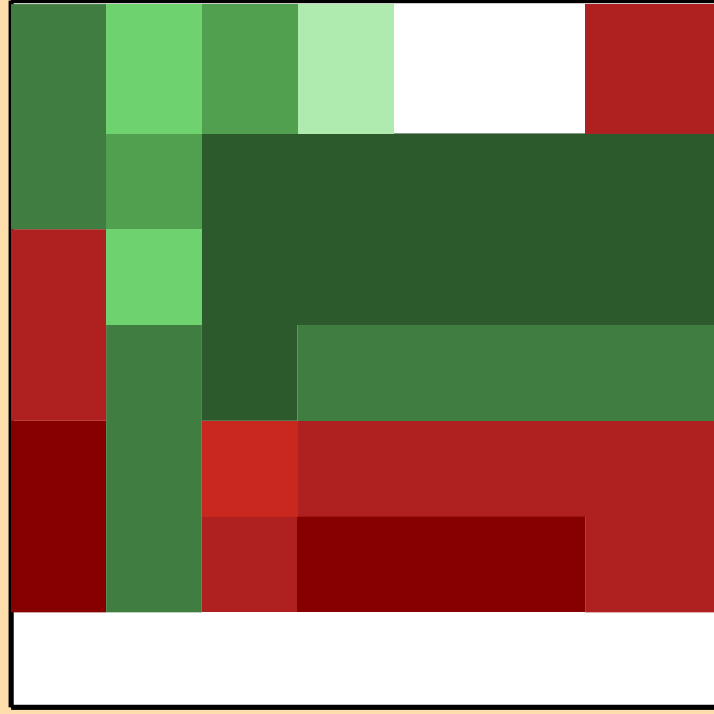
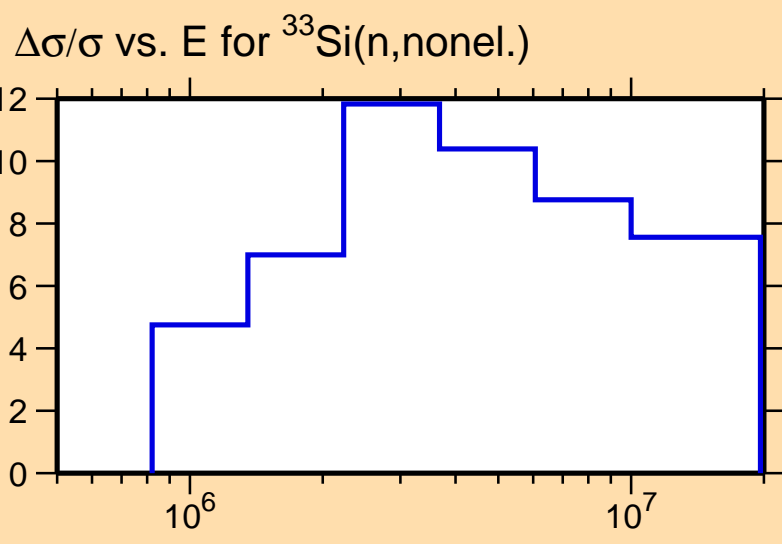
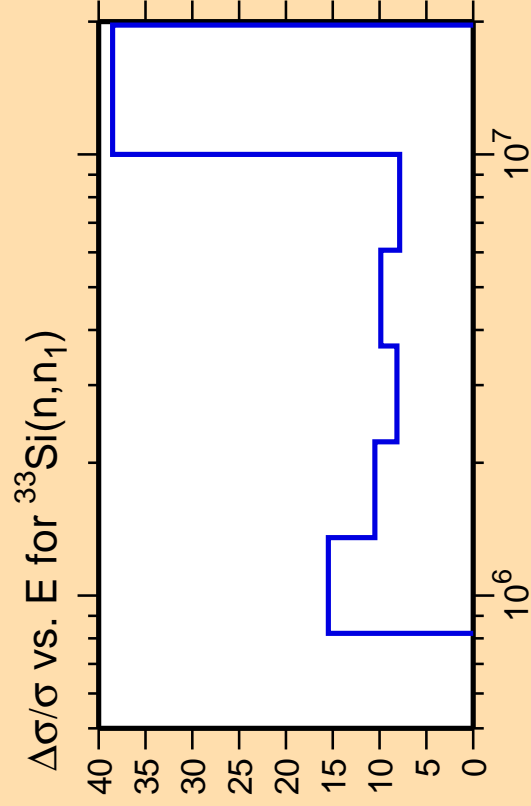
Abscissa scales are energy (eV).

$\Delta\sigma/\sigma$ vs. E for $^{33}\text{Si}(n,\text{nonel.})$



Correlation Matrix





$\Delta\sigma/\sigma$ vs. E for $^{33}\text{Si}(n,n\text{cont.})$


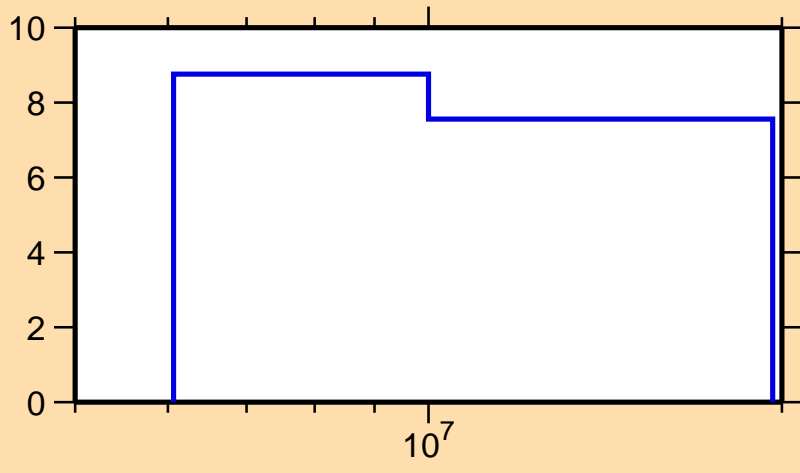


Ordinate scale is %
relative standard deviation.

Abscissa scales are energy (eV).

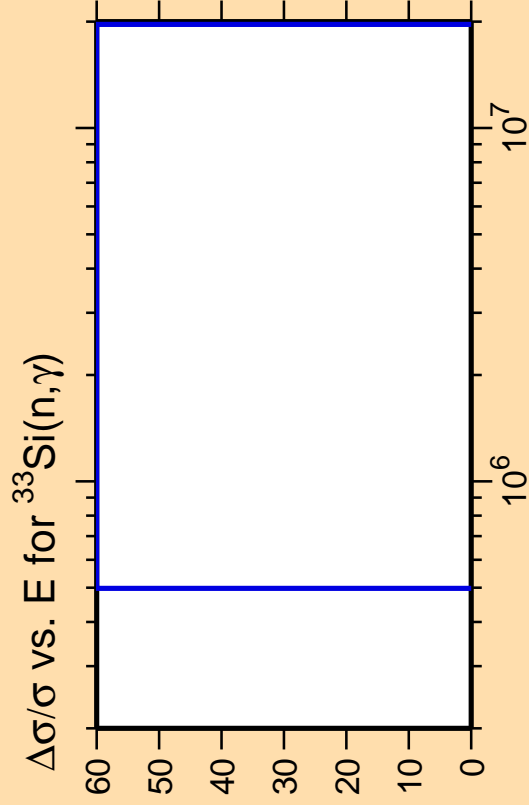
Warning: some uncertainty
data were suppressed.

$\Delta\sigma/\sigma$ vs. E for $^{33}\text{Si}(n,\text{nonel.})$



Correlation Matrix


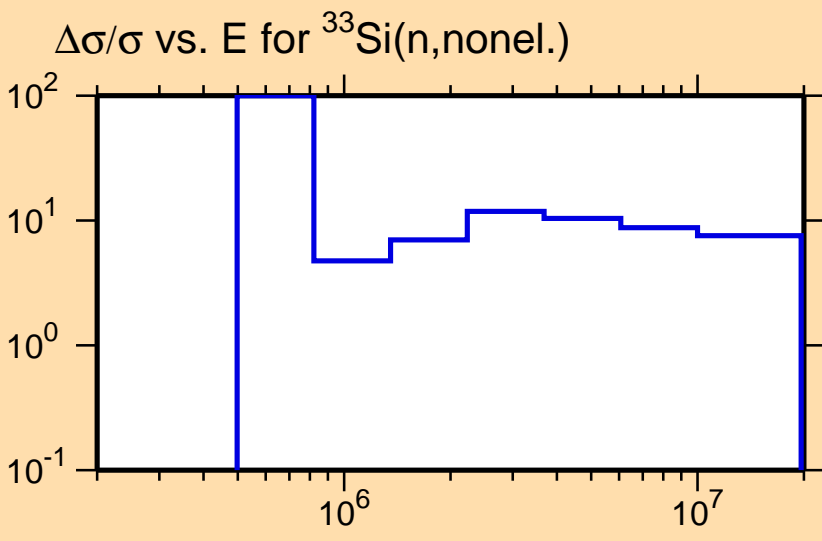




Ordinate scale is %
relative standard deviation.

Abscissa scales are energy (eV).


Warning: some uncertainty
data were suppressed.



Correlation Matrix





$\Delta\sigma/\sigma$ vs. E for $^{33}\text{Si}(n,p)$



Ordinate scale is %
relative standard deviation.

Abscissa scales are energy (eV).

$\Delta\sigma/\sigma$ vs. E for $^{33}\text{Si}(n,\text{nonel.})$



Correlation Matrix



$\Delta\sigma/\sigma$ vs. E for $^{33}\text{Si}(n,\alpha)$


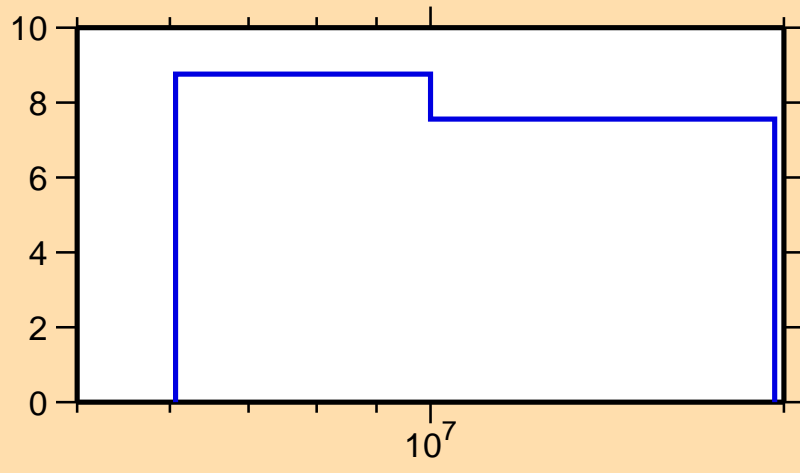


Ordinate scale is %
relative standard deviation.

Abscissa scales are energy (eV).

Warning: some uncertainty
data were suppressed.

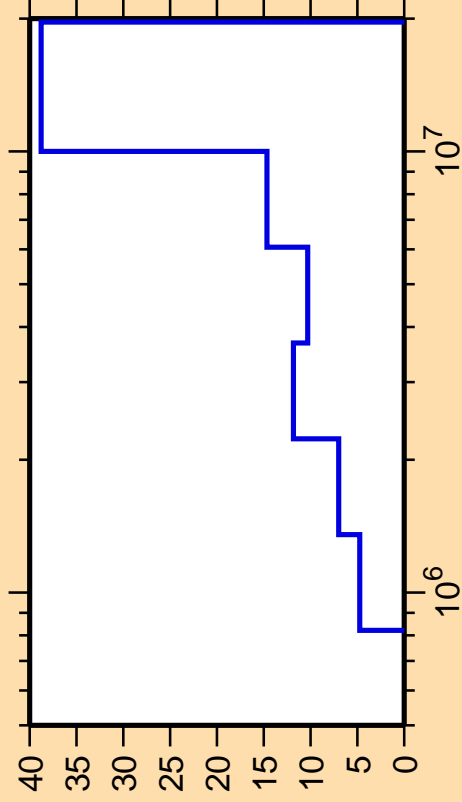
$\Delta\sigma/\sigma$ vs. E for $^{33}\text{Si}(n,\text{nonel.})$



Correlation Matrix




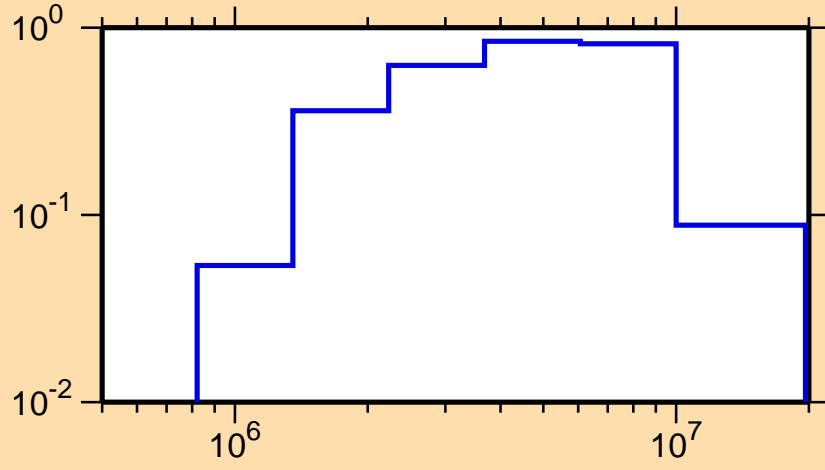
$\Delta\sigma/\sigma$ vs. E for $^{33}\text{Si}(n,\text{inel.})$



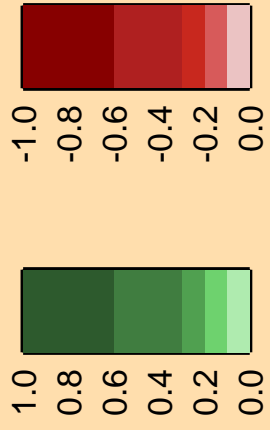
Ordinate scales are % relative standard deviation and barns.

Abscissa scales are energy (eV).

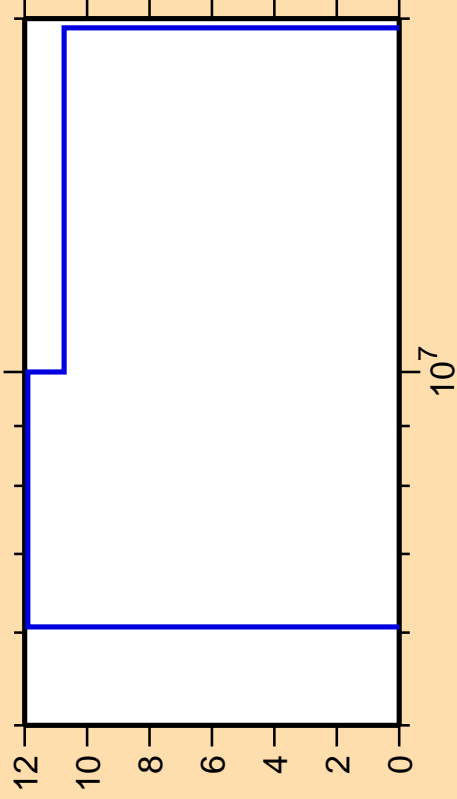
σ vs. E for $^{33}\text{Si}(n,\text{inel.})$



Correlation Matrix




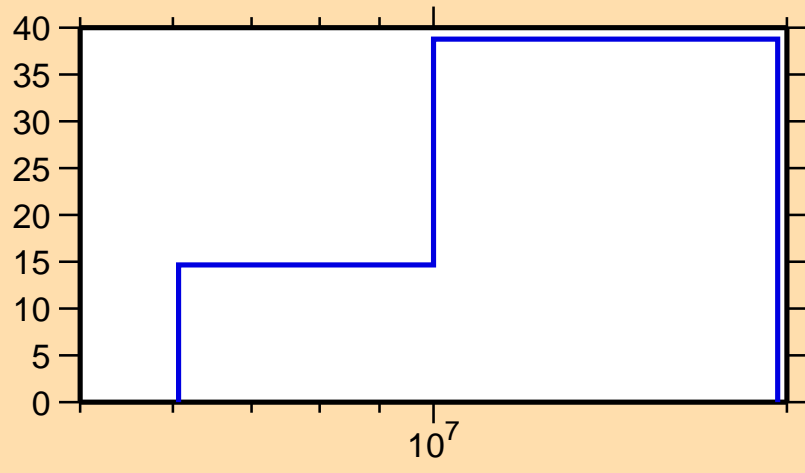
$\Delta\sigma/\sigma$ vs. E for $^{33}\text{Si}(n,2n)$



Ordinate scale is %
relative standard deviation.


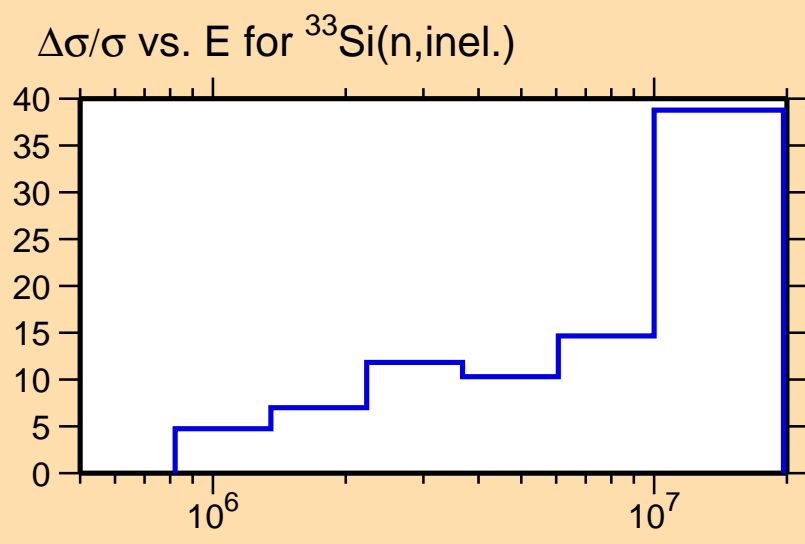
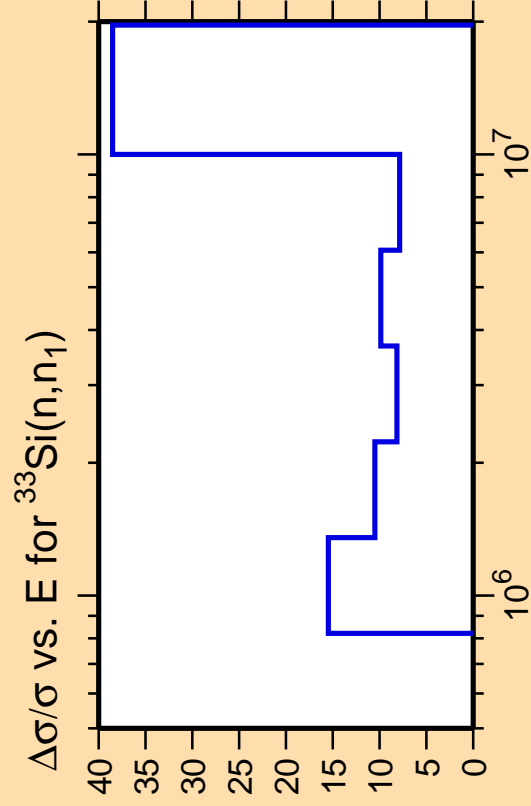
Abscissa scales are energy (eV).

$\Delta\sigma/\sigma$ vs. E for $^{33}\text{Si}(n,\text{inel.})$



Correlation Matrix





$\Delta\sigma/\sigma$ vs. E for $^{33}\text{Si}(n,n\text{cont.})$


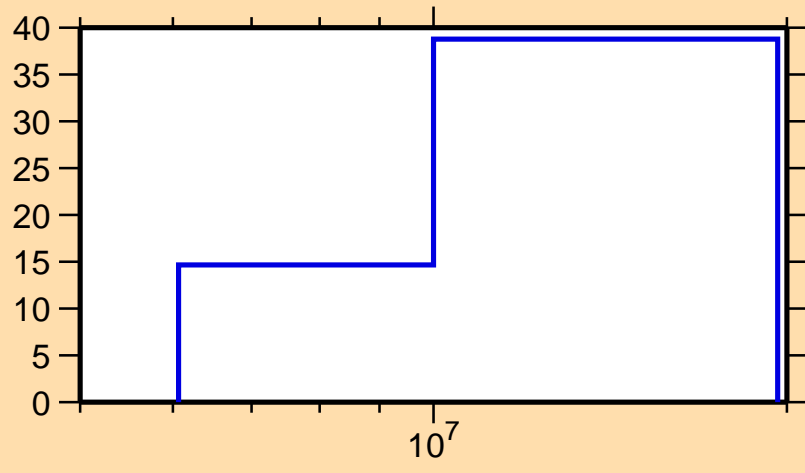


Ordinate scale is %
relative standard deviation.

Abscissa scales are energy (eV).

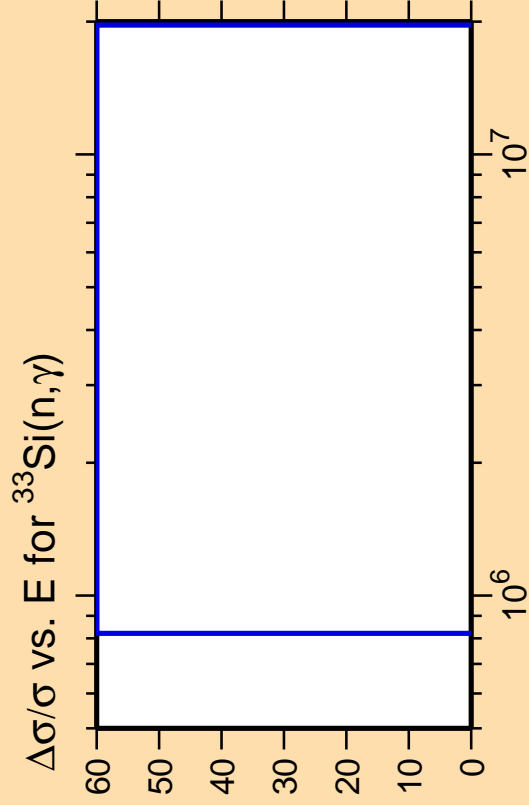
Warning: some uncertainty
data were suppressed.

$\Delta\sigma/\sigma$ vs. E for $^{33}\text{Si}(n,\text{inel.})$



Correlation Matrix




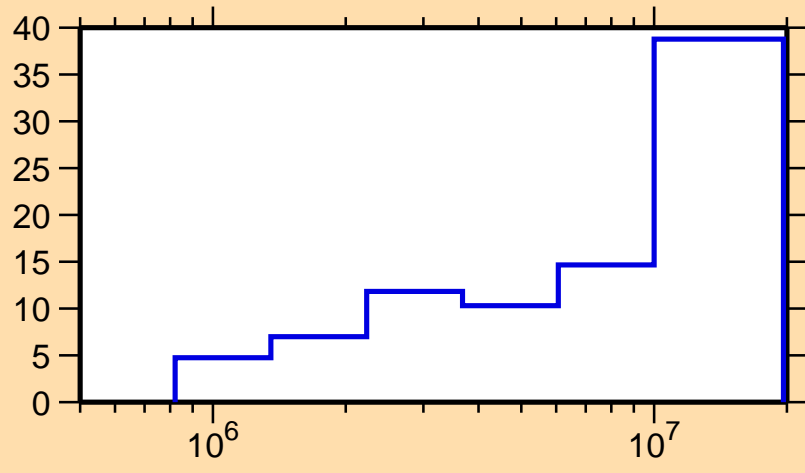


Ordinate scale is %
relative standard deviation.

Abscissa scales are energy (eV).

Warning: some uncertainty
data were suppressed.


$\Delta\sigma/\sigma$ vs. E for $^{33}\text{Si}(n,\text{inel.})$



Correlation Matrix





$\Delta\sigma/\sigma$ vs. E for $^{33}\text{Si}(n,p)$



Ordinate scale is %
relative standard deviation.

Abscissa scales are energy (eV).

$\Delta\sigma/\sigma$ vs. E for $^{33}\text{Si}(n,\text{inel.})$



Correlation Matrix



$\Delta\sigma/\sigma$ vs. E for $^{33}\text{Si}(n,\alpha)$




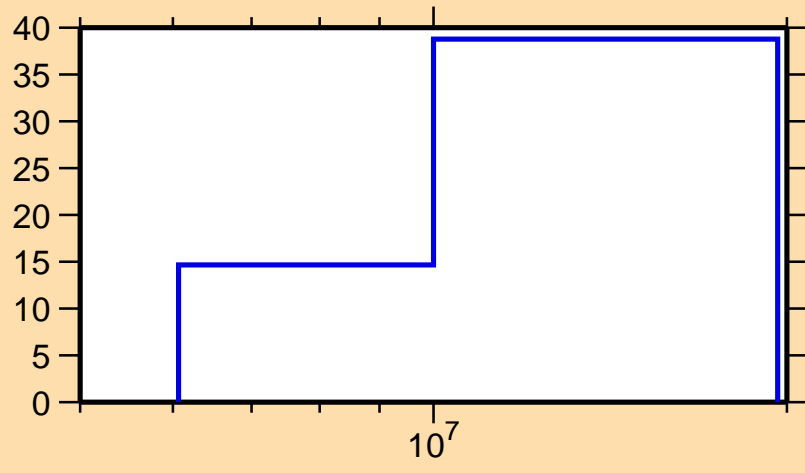
Ordinate scale is %
relative standard deviation.

Abscissa scales are energy (eV).

Warning: some uncertainty
data were suppressed.

10^7

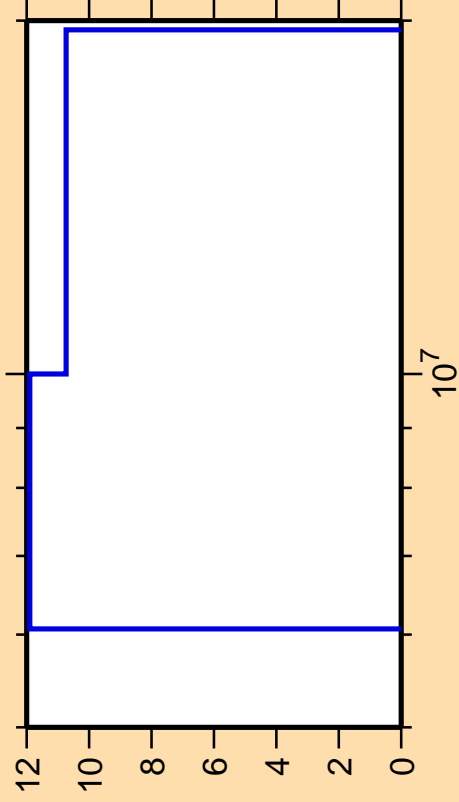
$\Delta\sigma/\sigma$ vs. E for $^{33}\text{Si}(n,\text{inel.})$



Correlation Matrix


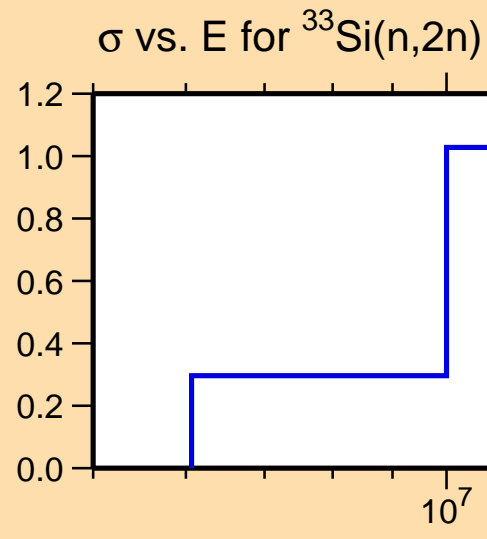


$\Delta\sigma/\sigma$ vs. E for $^{33}\text{Si}(n,2n)$



Ordinate scales are % relative standard deviation and barns.

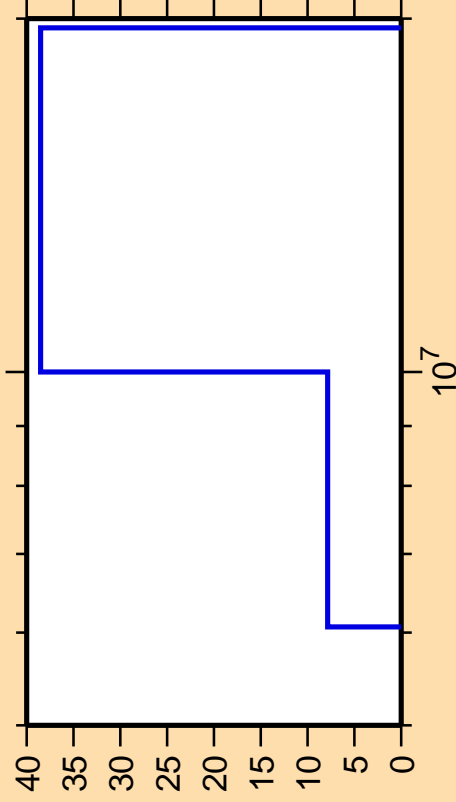
Abscissa scales are energy (eV).




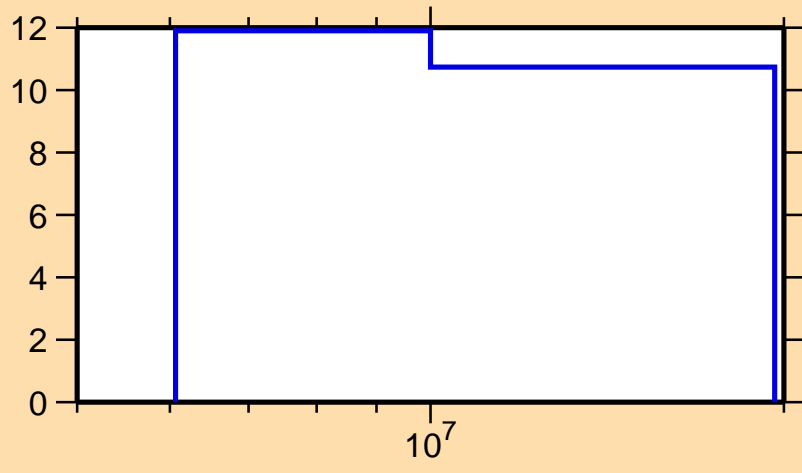
Correlation Matrix



$\Delta\sigma/\sigma$ vs. E for $^{33}\text{Si}(n,n_1)$



$\Delta\sigma/\sigma$ vs. E for $^{33}\text{Si}(n,2n)$



Correlation Matrix



$\Delta\sigma/\sigma$ vs. E for $^{33}\text{Si}(n,n\text{cont.})$


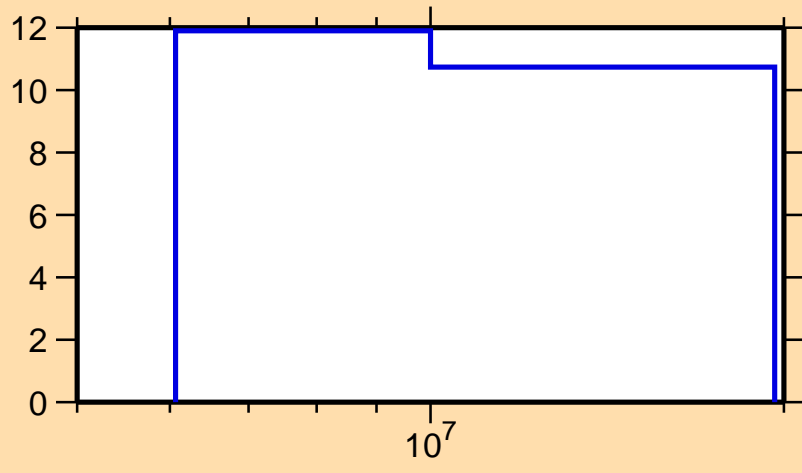


Ordinate scale is %
relative standard deviation.

Abscissa scales are energy (eV).

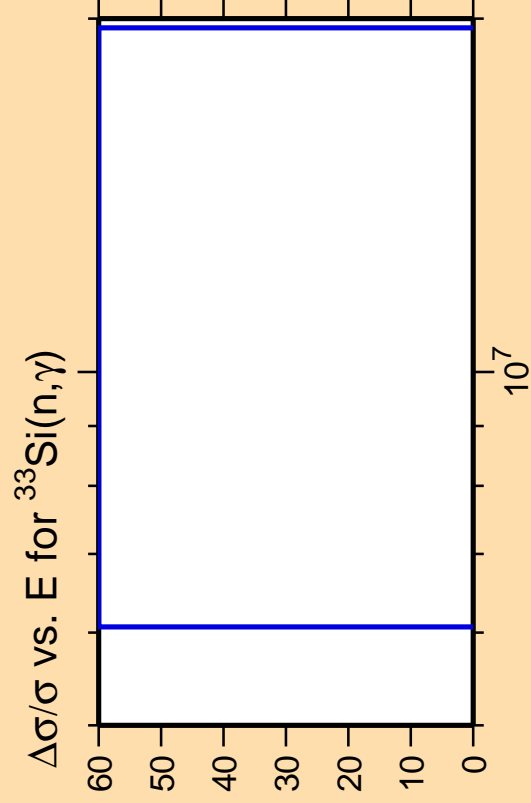
Warning: some uncertainty
data were suppressed.

$\Delta\sigma/\sigma$ vs. E for $^{33}\text{Si}(n,2n)$



Correlation Matrix

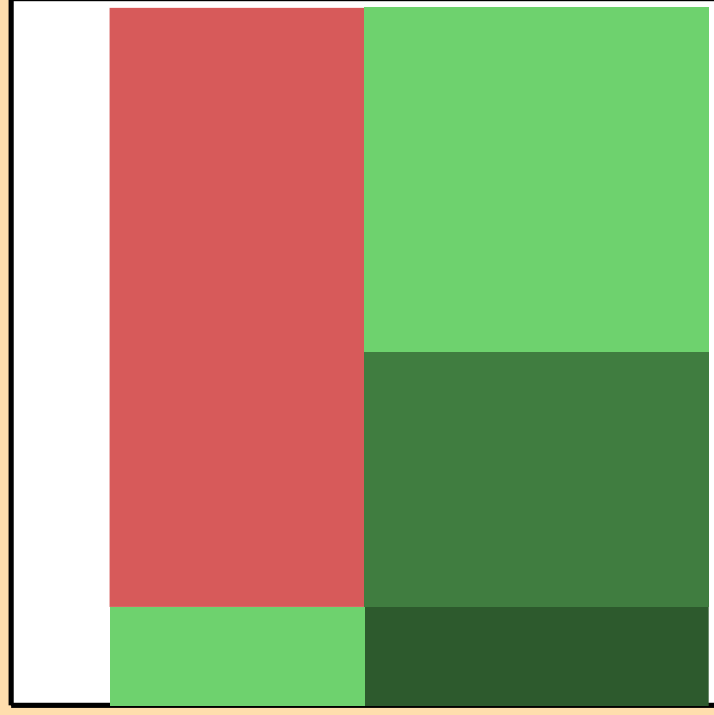
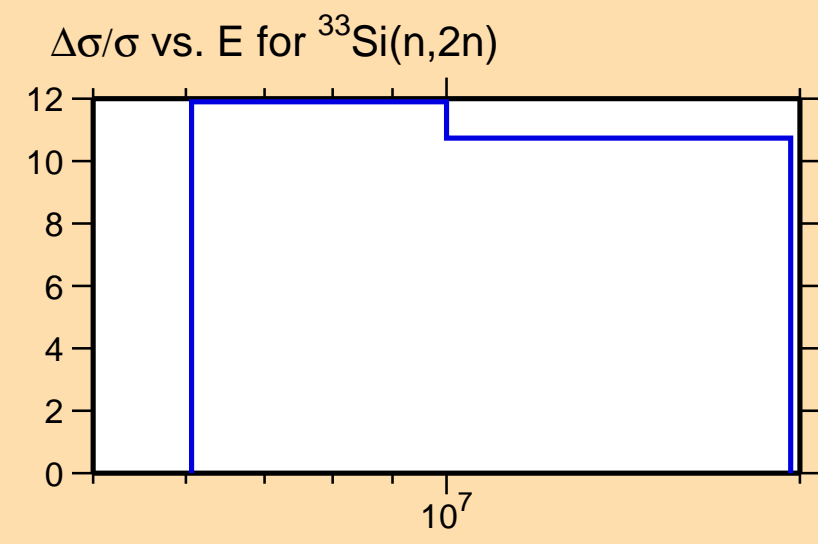




Ordinate scale is %
relative standard deviation.

Abscissa scales are energy (eV).


Warning: some uncertainty
data were suppressed.



Correlation Matrix





$\Delta\sigma/\sigma$ vs. E for $^{33}\text{Si}(n,p)$



Ordinate scale is %
relative standard deviation.

Abscissa scales are energy (eV).

$\Delta\sigma/\sigma$ vs. E for $^{33}\text{Si}(n,2n)$



Correlation Matrix



$\Delta\sigma/\sigma$ vs. E for $^{33}\text{Si}(n,\alpha)$


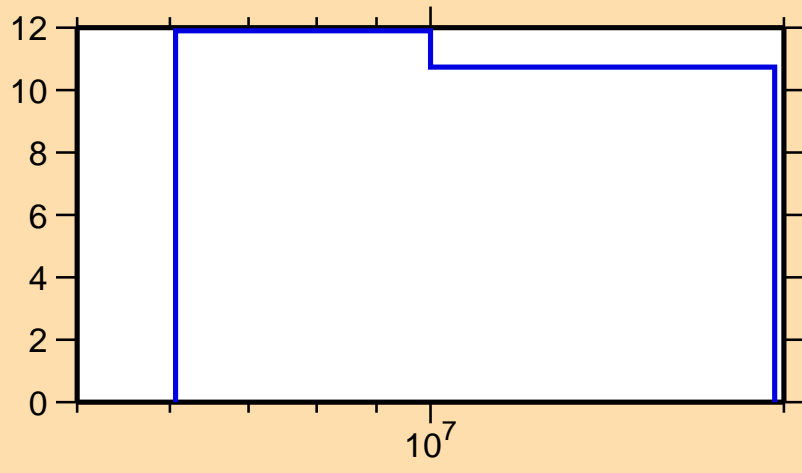


Ordinate scale is %
relative standard deviation.

Abscissa scales are energy (eV).

Warning: some uncertainty
data were suppressed.

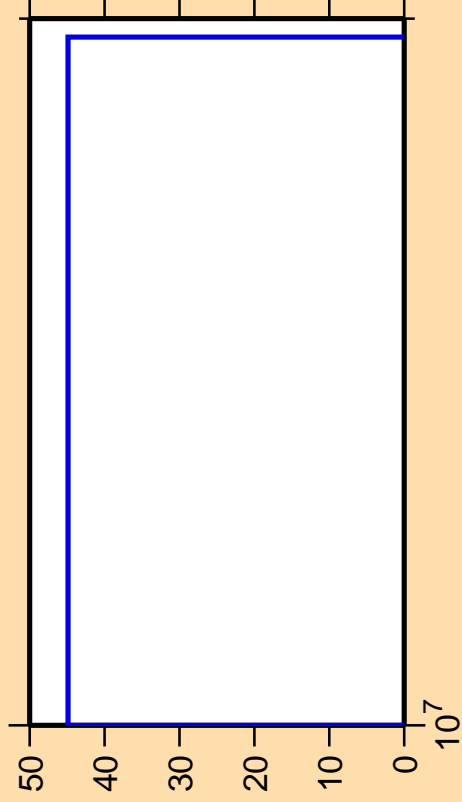
$\Delta\sigma/\sigma$ vs. E for $^{33}\text{Si}(n,2n)$



Correlation Matrix




$\Delta\sigma/\sigma$ vs. E for $^{33}\text{Si}(n,3n)$



Ordinate scales are % relative standard deviation and barns.

Abscissa scales are energy (eV).

σ vs. E for $^{33}\text{Si}(n,3n)$



Correlation Matrix



$\Delta\sigma/\sigma$ vs. E for $^{33}\text{Si}(n,n\alpha)$




Ordinate scales are % relative standard deviation and barns.

Abscissa scales are energy (eV).

Warning: some uncertainty data were suppressed.

σ vs. E for $^{33}\text{Si}(n,n\alpha)$



Correlation Matrix



$\Delta\sigma/\sigma$ vs. E for $^{33}\text{Si}(n,2n\alpha)$




Ordinate scales are % relative standard deviation and barns.

Abscissa scales are energy (eV).

Warning: some uncertainty data were suppressed.

σ vs. E for $^{33}\text{Si}(n,2n\alpha)$



Correlation Matrix



$\Delta\sigma/\sigma$ vs. E for $^{33}\text{Si}(n,np)$




Ordinate scales are % relative standard deviation and barns.

Abscissa scales are energy (eV).

Warning: some uncertainty data were suppressed.


σ vs. E for $^{33}\text{Si}(n,np)$



Correlation Matrix




$\Delta\sigma/\sigma$ vs. E for $^{33}\text{Si}(n,nd)$



Ordinate scales are % relative standard deviation and barns.

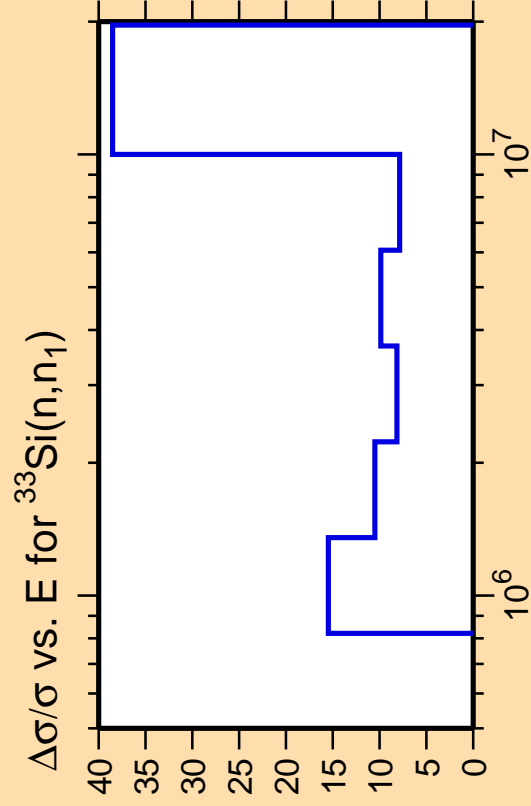
Abscissa scales are energy (eV).

σ vs. E for $^{33}\text{Si}(n,nd)$



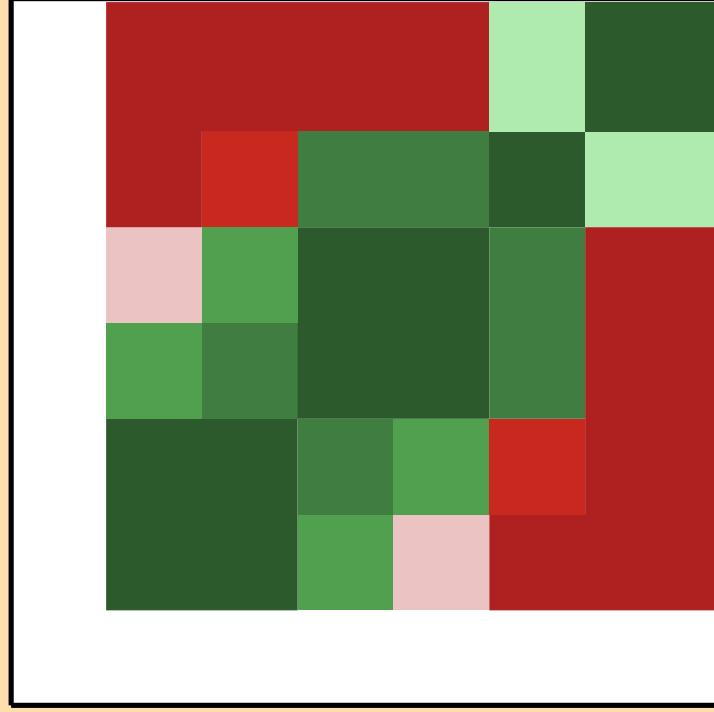
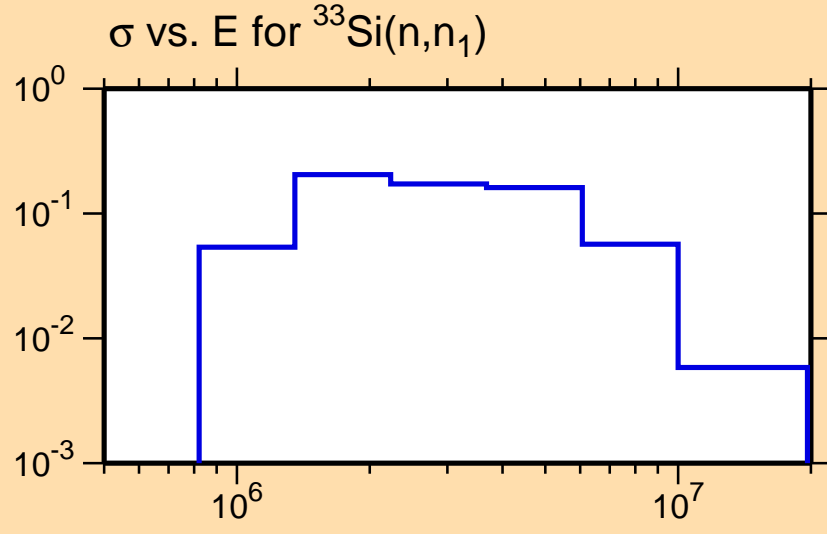
Correlation Matrix





Ordinate scales are % relative standard deviation and barns.

Abscissa scales are energy (eV).



Correlation Matrix



$\Delta\sigma/\sigma$ vs. E for $^{33}\text{Si}(n,n_{\text{cont}})$


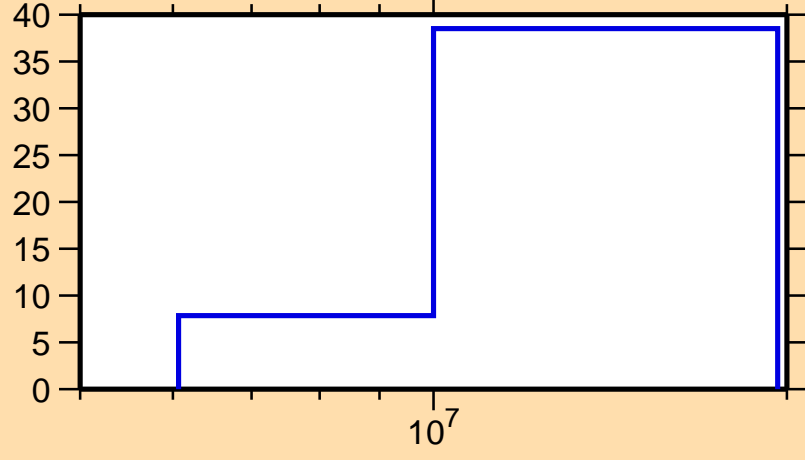


Ordinate scale is %
relative standard deviation.

Abscissa scales are energy (eV).

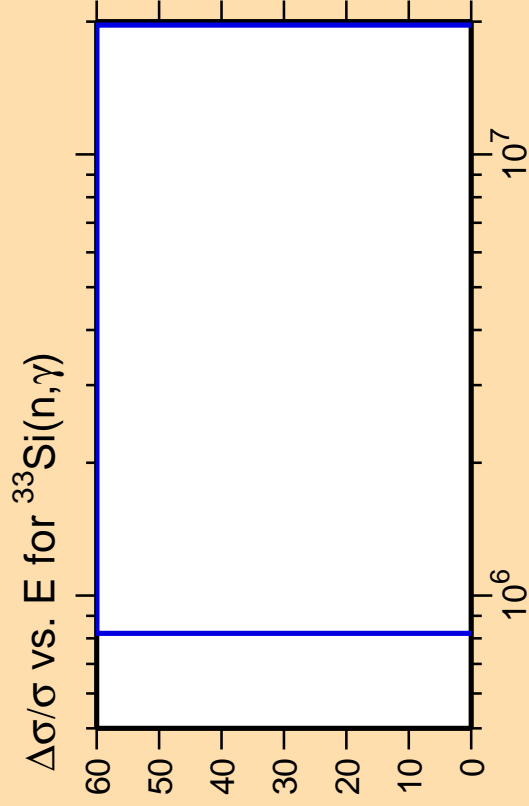
Warning: some uncertainty
data were suppressed.

$\Delta\sigma/\sigma$ vs. E for $^{33}\text{Si}(n,n_1)$



Correlation Matrix

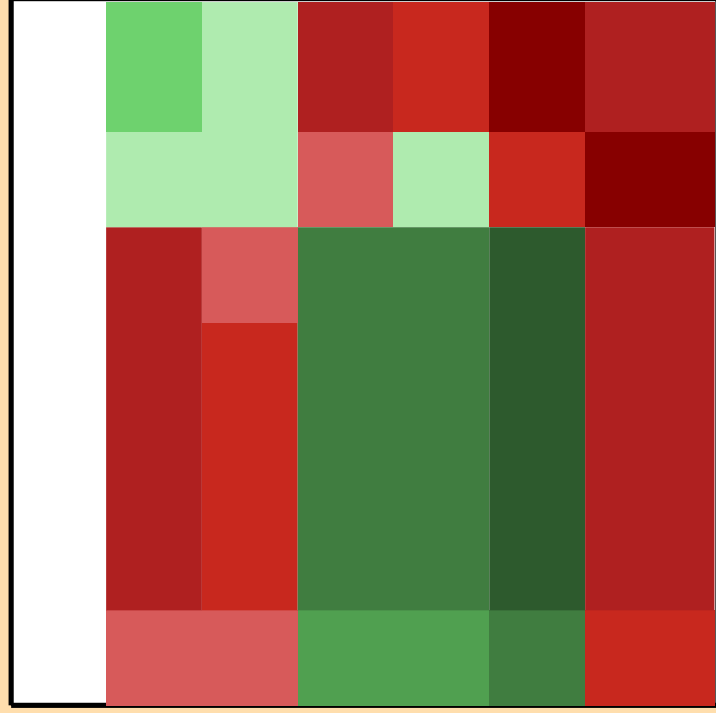
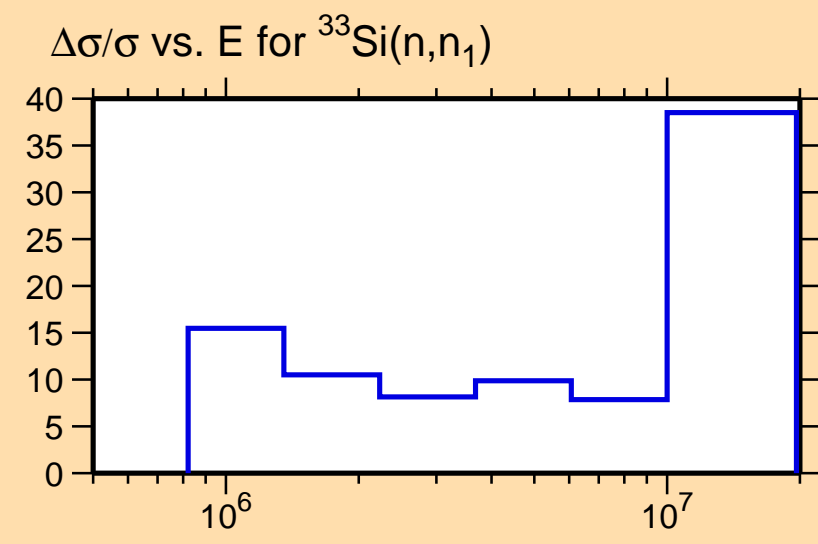




Ordinate scale is %
relative standard deviation.

Abscissa scales are energy (eV).


Warning: some uncertainty
data were suppressed.



Correlation Matrix





$\Delta\sigma/\sigma$ vs. E for $^{33}\text{Si}(n,p)$



Ordinate scale is %
relative standard deviation.

Abscissa scales are energy (eV).

$\Delta\sigma/\sigma$ vs. E for $^{33}\text{Si}(n,n_1)$



Correlation Matrix



$\Delta\sigma/\sigma$ vs. E for $^{33}\text{Si}(n,\alpha)$


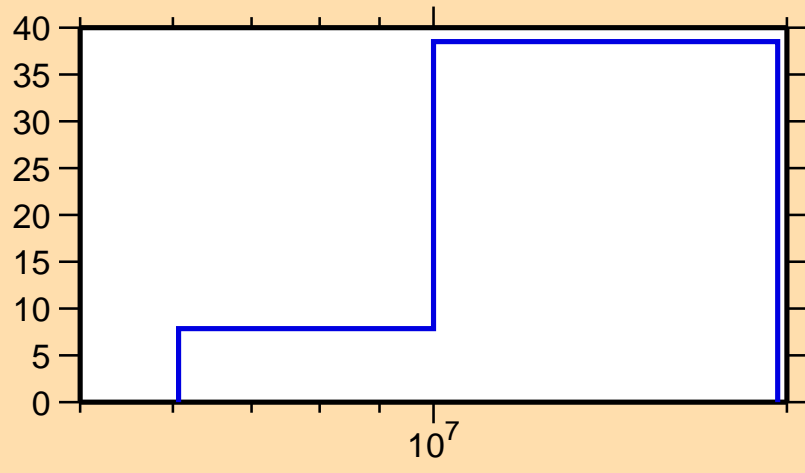


Ordinate scale is %
relative standard deviation.

Abscissa scales are energy (eV).

Warning: some uncertainty
data were suppressed.

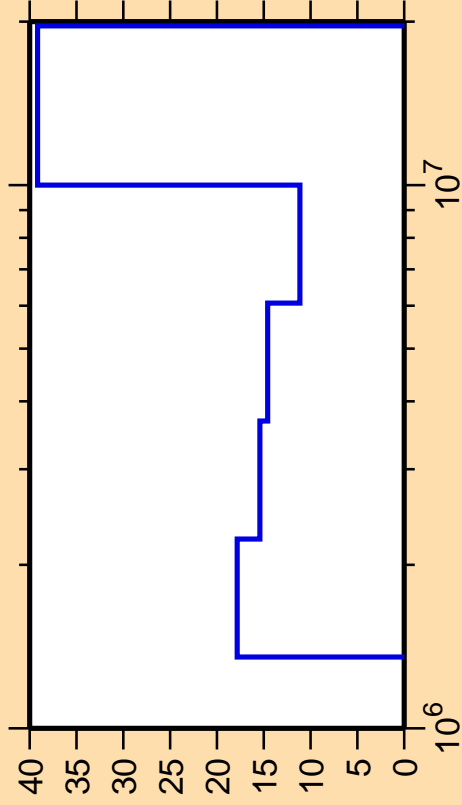
$\Delta\sigma/\sigma$ vs. E for $^{33}\text{Si}(n,n_1)$



Correlation Matrix




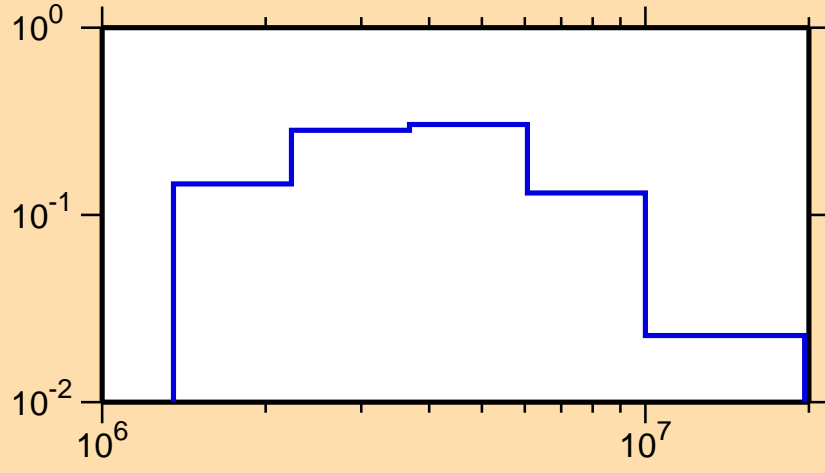
$\Delta\sigma/\sigma$ vs. E for $^{33}\text{Si}(n,n_2)$



Ordinate scales are % relative standard deviation and barns.

Abscissa scales are energy (eV).

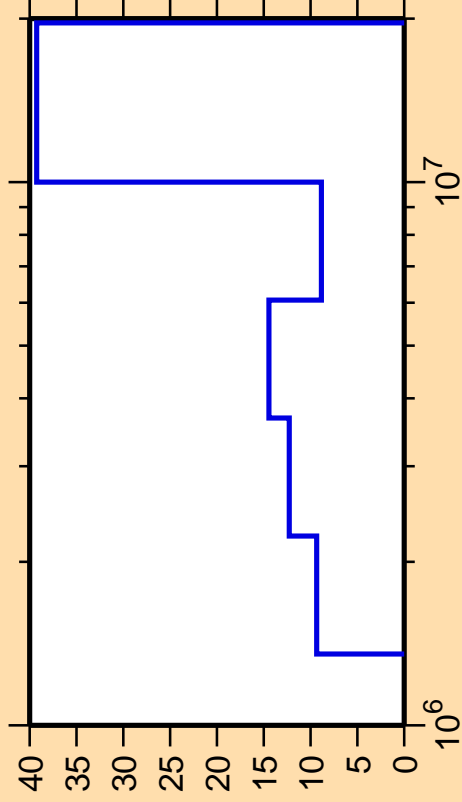
σ vs. E for $^{33}\text{Si}(n,n_2)$



Correlation Matrix



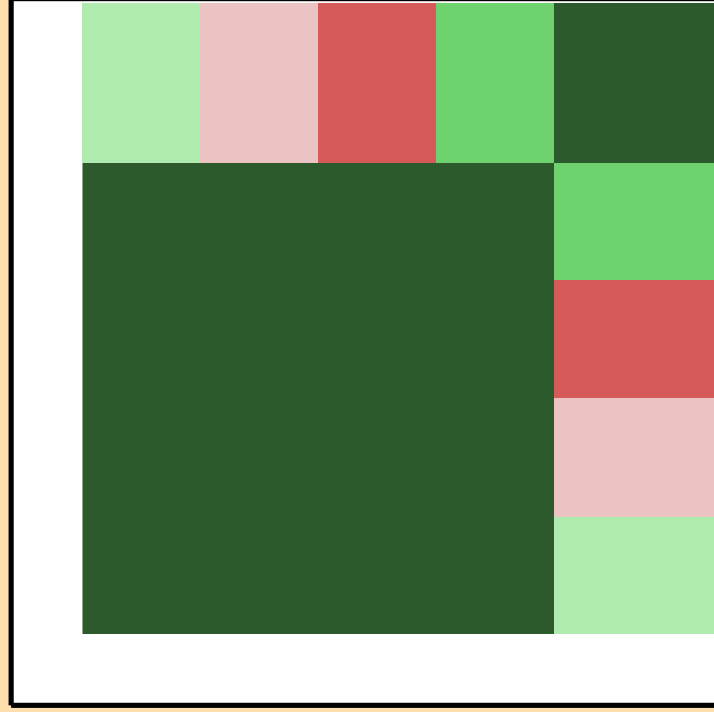
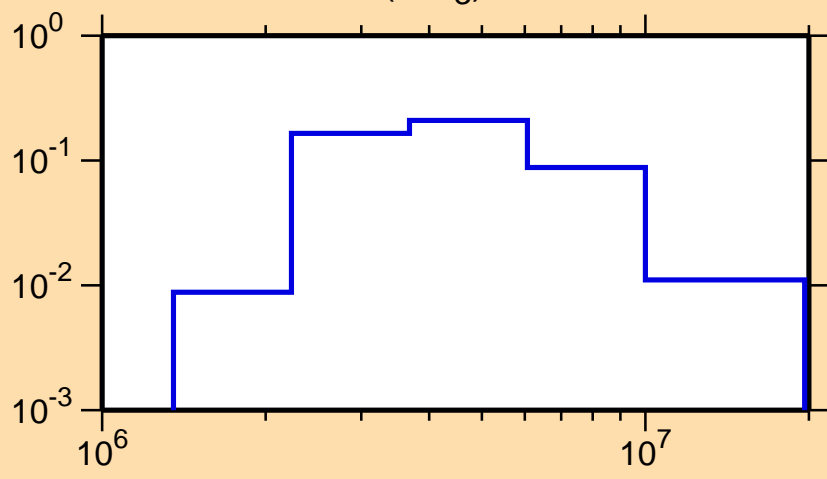
$\Delta\sigma/\sigma$ vs. E for $^{33}\text{Si}(n,n_3)$



Ordinate scales are % relative standard deviation and barns.

Abscissa scales are energy (eV).

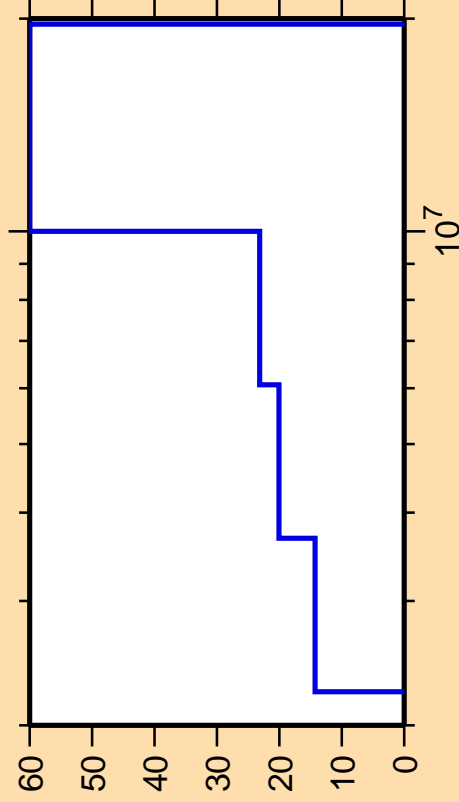
σ vs. E for $^{33}\text{Si}(n,n_3)$



Correlation Matrix




$\Delta\sigma/\sigma$ vs. E for $^{33}\text{Si}(n,n_4)$



Ordinate scales are % relative standard deviation and barns.

Abscissa scales are energy (eV).

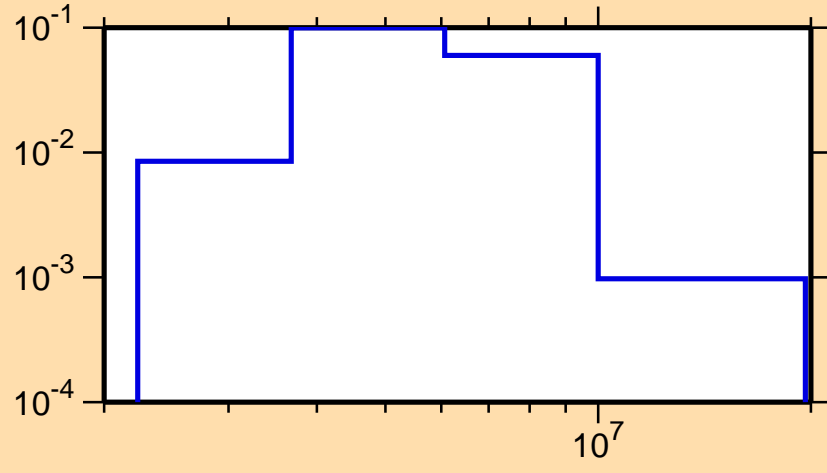
Warning: some uncertainty data were suppressed.



Correlation Matrix



σ vs. E for $^{33}\text{Si}(n,n_4)$



$\Delta\sigma/\sigma$ vs. E for $^{33}\text{Si}(n,n\text{cont.})$

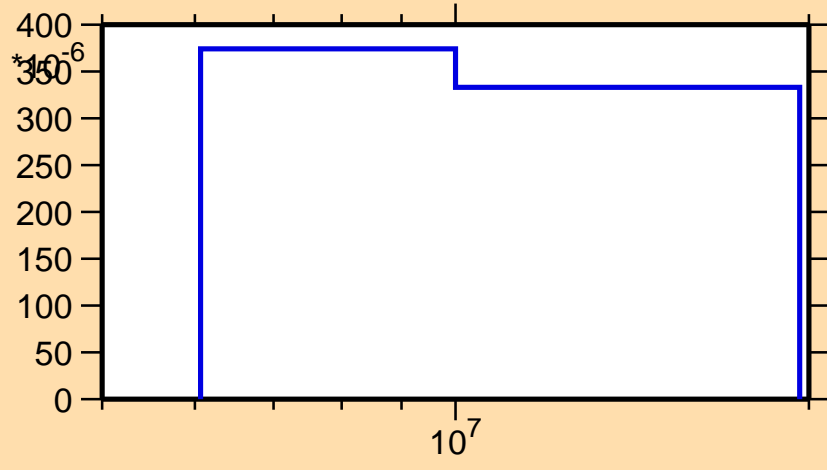


Ordinate scales are % relative standard deviation and barns.

Abscissa scales are energy (eV).

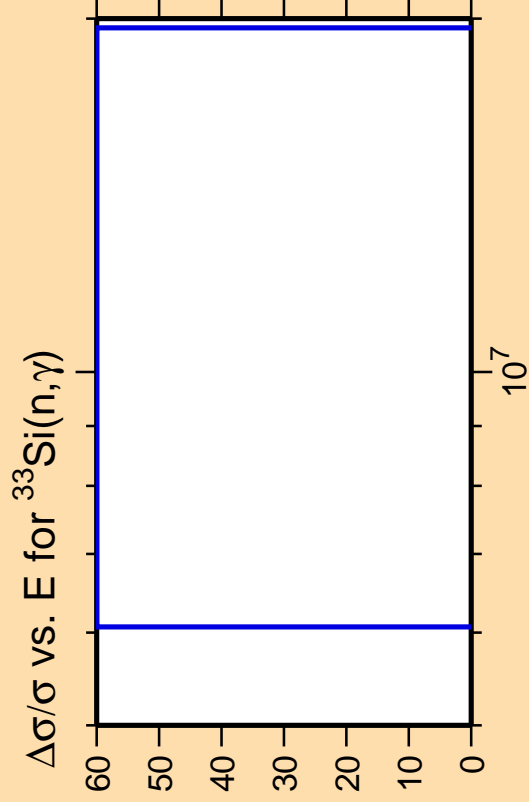
Warning: some uncertainty data were suppressed.

σ vs. E for $^{33}\text{Si}(n,n\text{cont.})$



Correlation Matrix



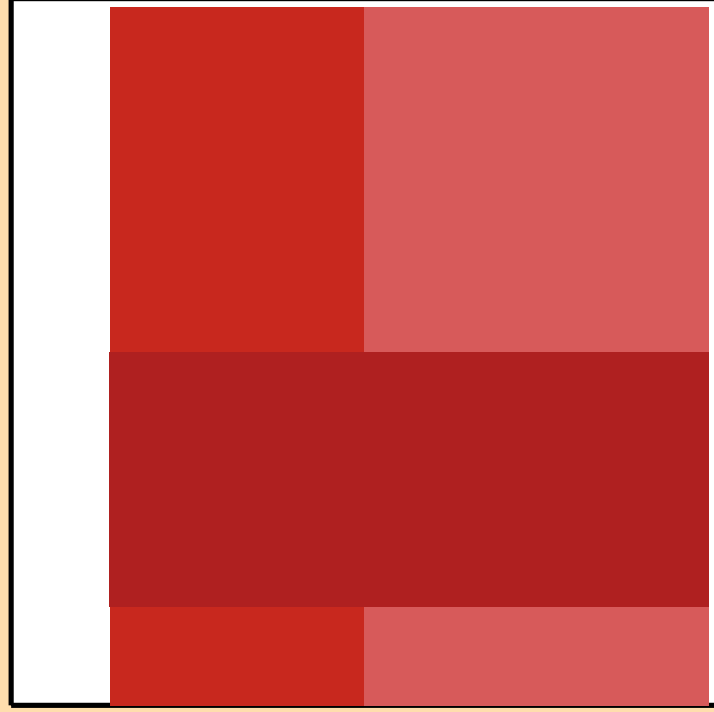
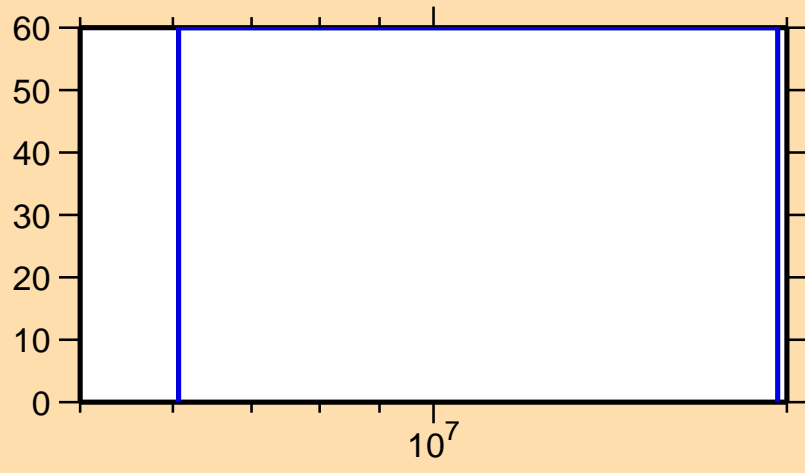


Ordinate scale is %
relative standard deviation.

Abscissa scales are energy (eV).

Warning: some uncertainty
data were suppressed.


$\Delta\sigma/\sigma$ vs. E for $^{33}\text{Si}(n,n\text{cont.})$



Correlation Matrix



$\Delta\sigma/\sigma$ vs. E for $^{33}\text{Si}(n,p)$




Ordinate scale is %
relative standard deviation.


Abscissa scales are energy (eV).

Warning: some uncertainty
data were suppressed.

$\Delta\sigma/\sigma$ vs. E for $^{33}\text{Si}(n,n\text{cont.})$



10^7



Correlation Matrix



-1.0
-0.8
-0.6
-0.4
-0.2
0.0

$\Delta\sigma/\sigma$ vs. E for $^{33}\text{Si}(n,\alpha)$




Ordinate scale is %
relative standard deviation.

Abscissa scales are energy (eV).

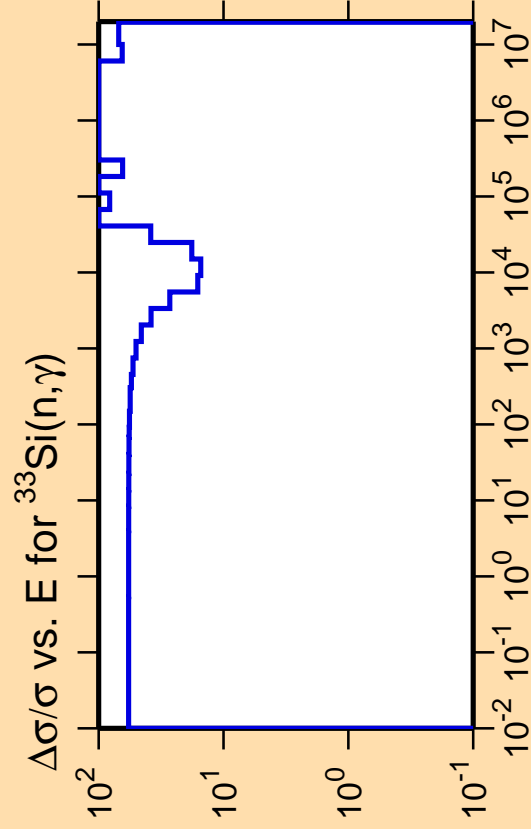
Warning: some uncertainty
data were suppressed.

$\Delta\sigma/\sigma$ vs. E for $^{33}\text{Si}(n,n\text{cont.})$



Correlation Matrix


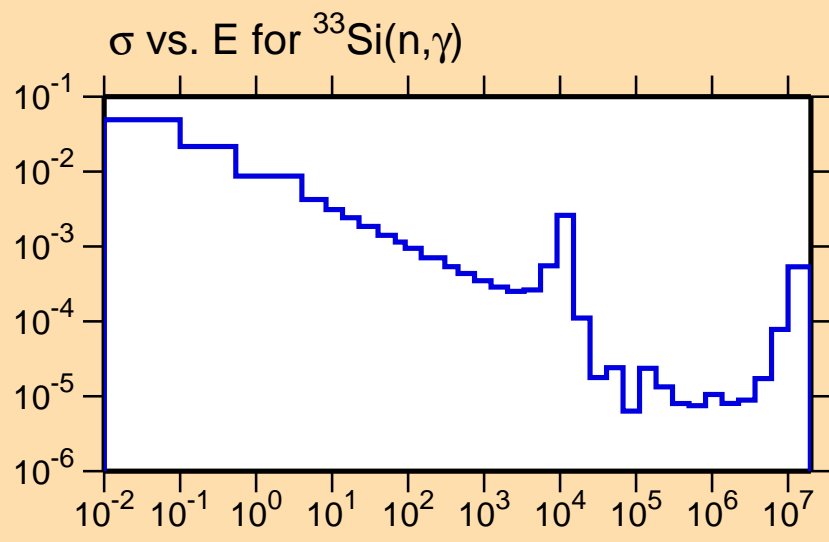




Ordinate scales are % relative standard deviation and barns.

Abscissa scales are energy (eV).


Warning: some uncertainty data were suppressed.



Correlation Matrix



$\Delta\sigma/\sigma$ vs. E for $^{33}\text{Si}(n,p)$




Ordinate scale is %
relative standard deviation.

Abscissa scales are energy (eV).

Warning: some uncertainty
data were suppressed.

$\Delta\sigma/\sigma$ vs. E for $^{33}\text{Si}(n,\gamma)$



10^7



Correlation Matrix



$\Delta\sigma/\sigma$ vs. E for $^{33}\text{Si}(n,\alpha)$




Ordinate scale is %
relative standard deviation.

Abscissa scales are energy (eV).

Warning: some uncertainty
data were suppressed.


$\Delta\sigma/\sigma$ vs. E for $^{33}\text{Si}(n,\gamma)$



Correlation Matrix




$\Delta\sigma/\sigma$ vs. E for $^{33}\text{Si}(n,p)$



Ordinate scales are % relative standard deviation and barns.

Abscissa scales are energy (eV).

σ vs. E for $^{33}\text{Si}(n,p)$



10^7



Correlation Matrix



$\Delta\sigma/\sigma$ vs. E for $^{33}\text{Si}(n,\alpha)$




Ordinate scale is %
relative standard deviation.

Abscissa scales are energy (eV).

Warning: some uncertainty
data were suppressed.

$\Delta\sigma/\sigma$ vs. E for $^{33}\text{Si}(n,p)$



Correlation Matrix



$\Delta\sigma/\sigma$ vs. E for $^{33}\text{Si}(n,d)$




Ordinate scales are % relative standard deviation and barns.

Abscissa scales are energy (eV).

Warning: some uncertainty data were suppressed.

σ vs. E for $^{33}\text{Si}(n,d)$



10^7



Correlation Matrix



$\Delta\sigma/\sigma$ vs. E for $^{33}\text{Si}(n,t)$




Ordinate scales are % relative standard deviation and barns.


Abscissa scales are energy (eV).

Warning: some uncertainty data were suppressed.

σ vs. E for $^{33}\text{Si}(n,t)$



10^7



Correlation Matrix



$\Delta\sigma/\sigma$ vs. E for $^{33}\text{Si}(n,\alpha)$

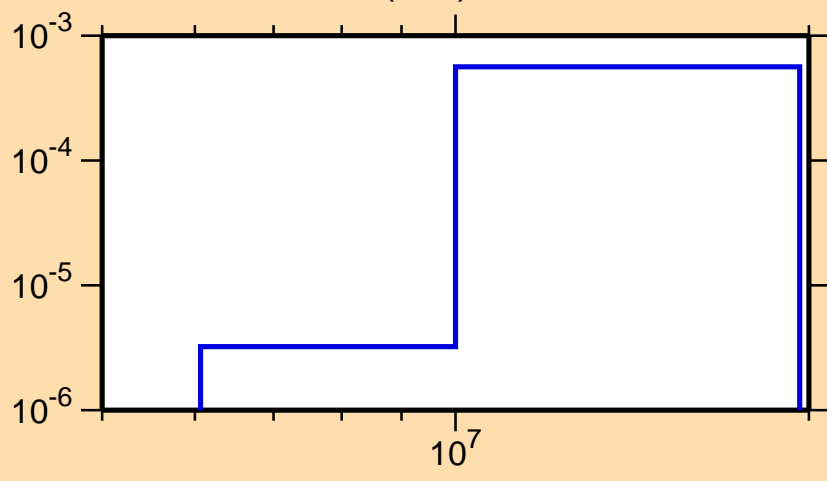


Ordinate scales are % relative standard deviation and barns.

Abscissa scales are energy (eV).

Warning: some uncertainty data were suppressed.

σ vs. E for $^{33}\text{Si}(n,\alpha)$



Correlation Matrix

