
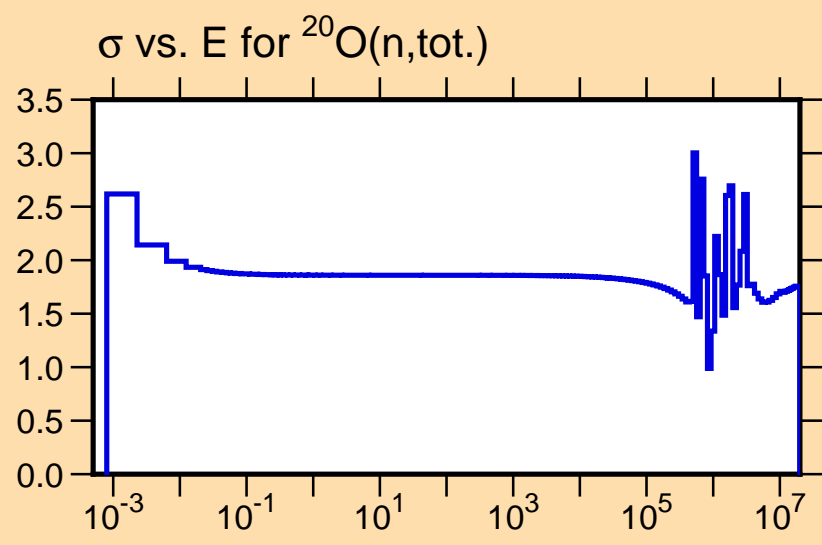


Ordinate scales are % relative standard deviation and barns.

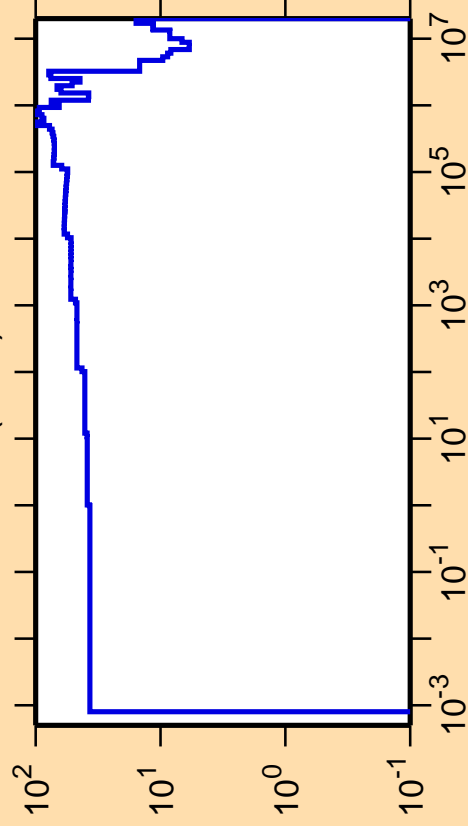
Abscissa scales are energy (eV).



Correlation Matrix




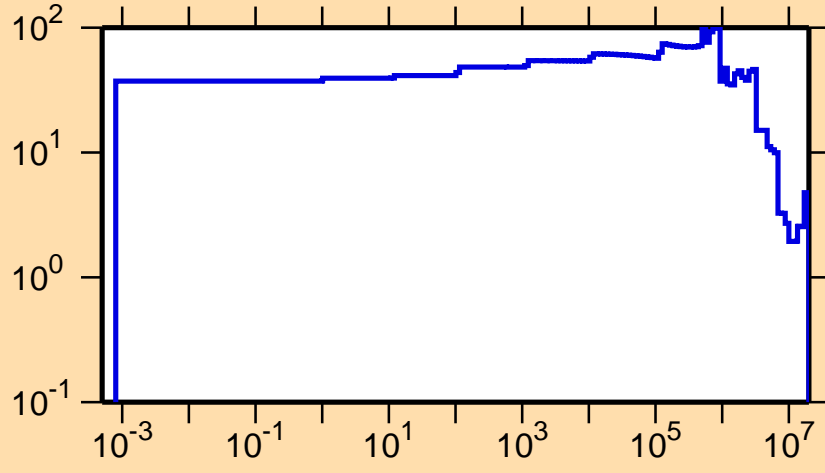
$\Delta\sigma/\sigma$ vs. E for $^{20}\text{O}(n,\text{el.})$



Ordinate scale is %
relative standard deviation.

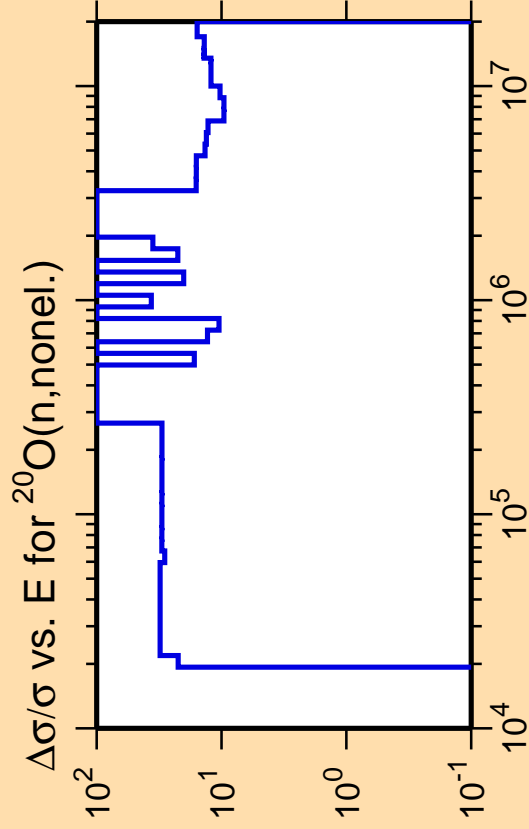
Abscissa scales are energy (eV).

$\Delta\sigma/\sigma$ vs. E for $^{20}\text{O}(n,\text{tot.})$



Correlation Matrix




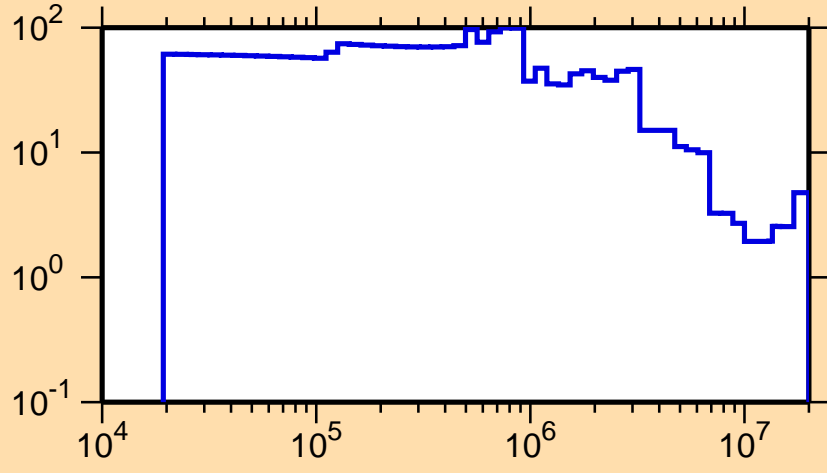


Ordinate scale is %
relative standard deviation.

Abscissa scales are energy (eV).

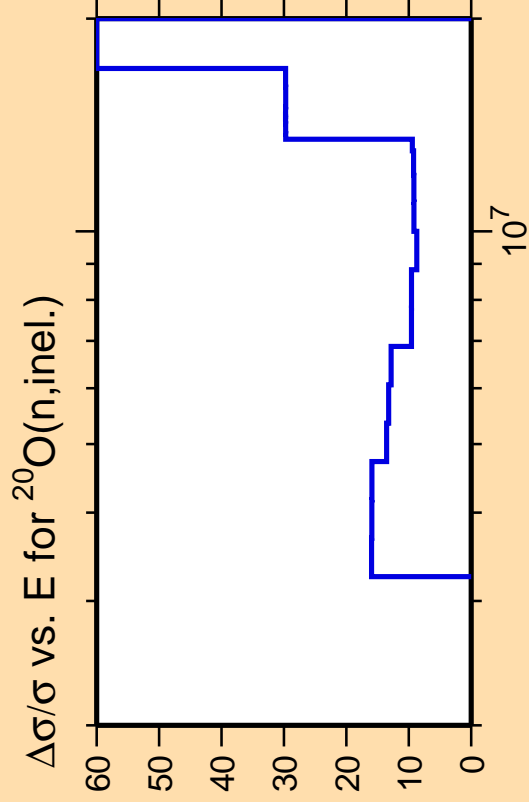
Warning: some uncertainty
data were suppressed.

$\Delta\sigma/\sigma$ vs. E for $^{20}\text{O}(n,\text{tot.})$



Correlation Matrix


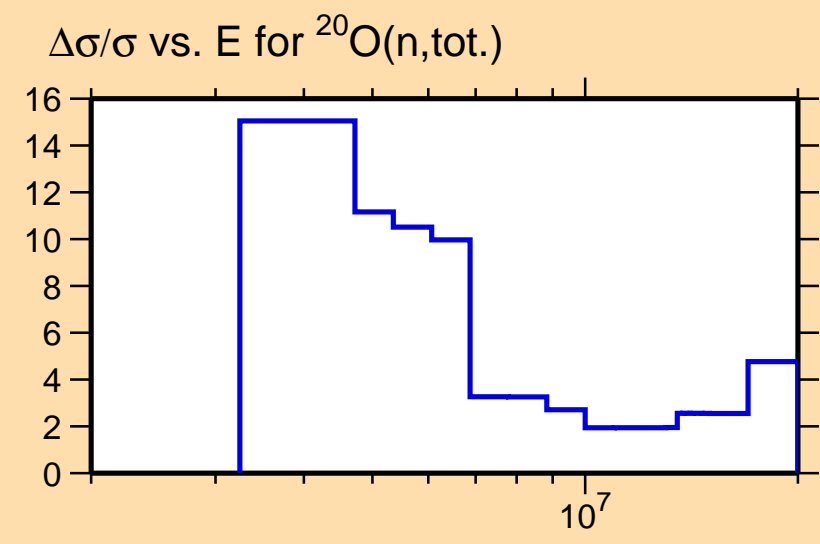




Ordinate scale is %
relative standard deviation.

Abscissa scales are energy (eV).

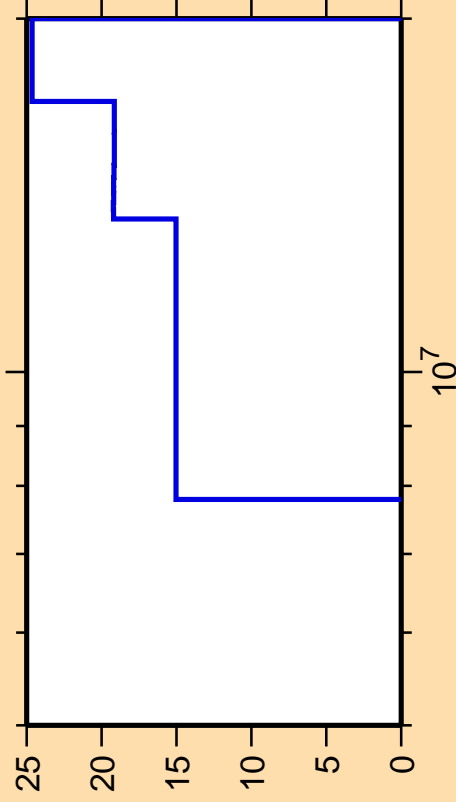
Warning: some uncertainty
data were suppressed.



Correlation Matrix




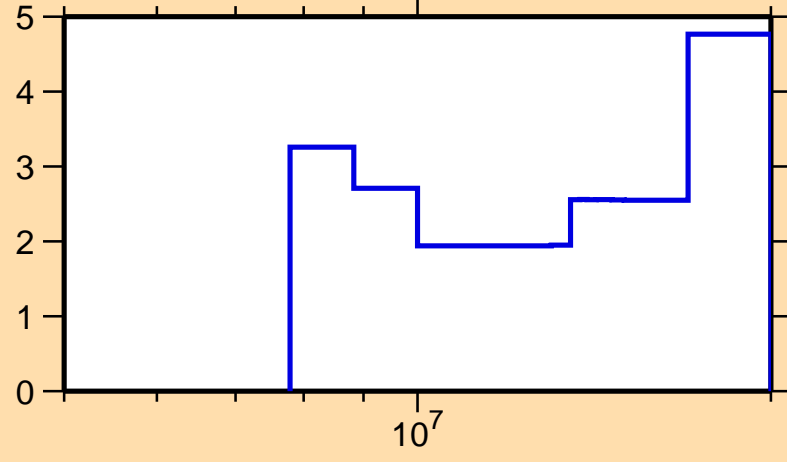
$\Delta\sigma/\sigma$ vs. E for $^{20}\text{O}(n,2n)$



Ordinate scale is %
relative standard deviation.

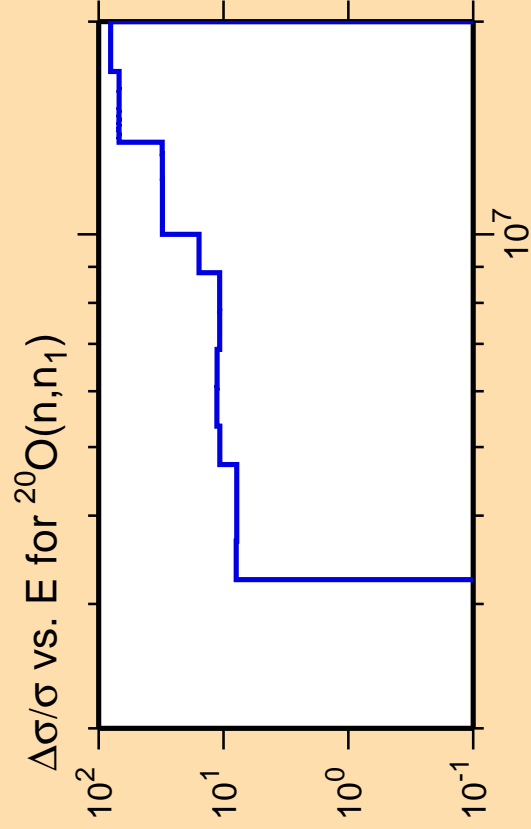
Abscissa scales are energy (eV).

$\Delta\sigma/\sigma$ vs. E for $^{20}\text{O}(n,\text{tot.})$



Correlation Matrix


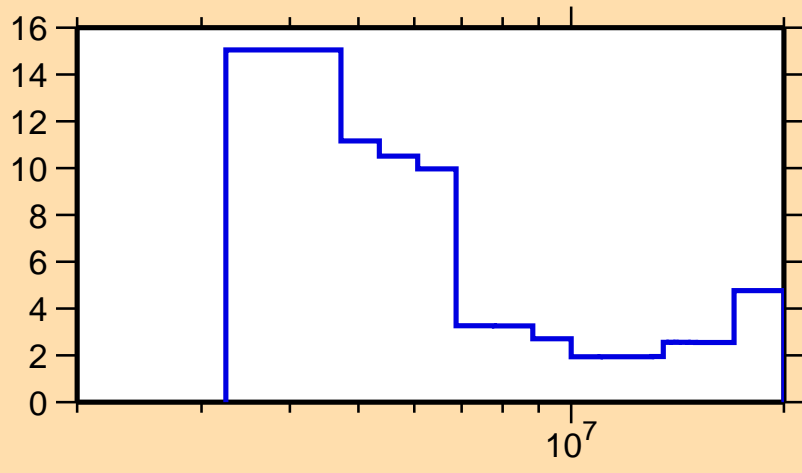




Ordinate scale is %
relative standard deviation.

Abscissa scales are energy (eV).

$\Delta\sigma/\sigma$ vs. E for $^{20}\text{O}(n,\text{tot.})$



Correlation Matrix



$\Delta\sigma/\sigma$ vs. E for $^{20}\text{O}(n,n\text{cont.})$


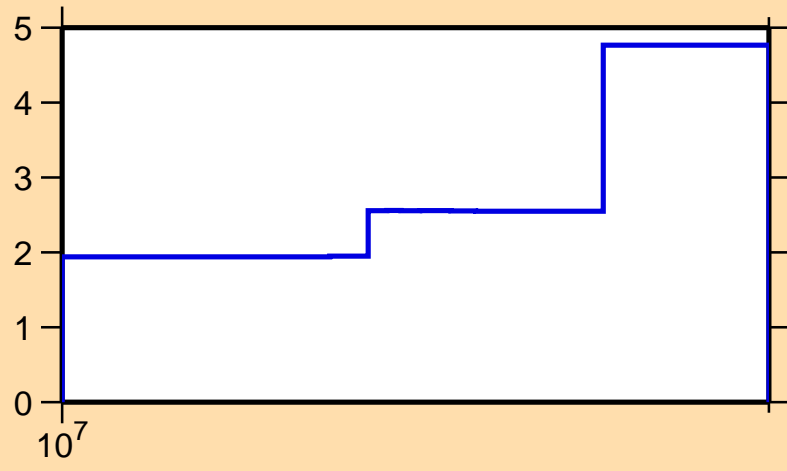


Ordinate scale is %
relative standard deviation.

Abscissa scales are energy (eV).

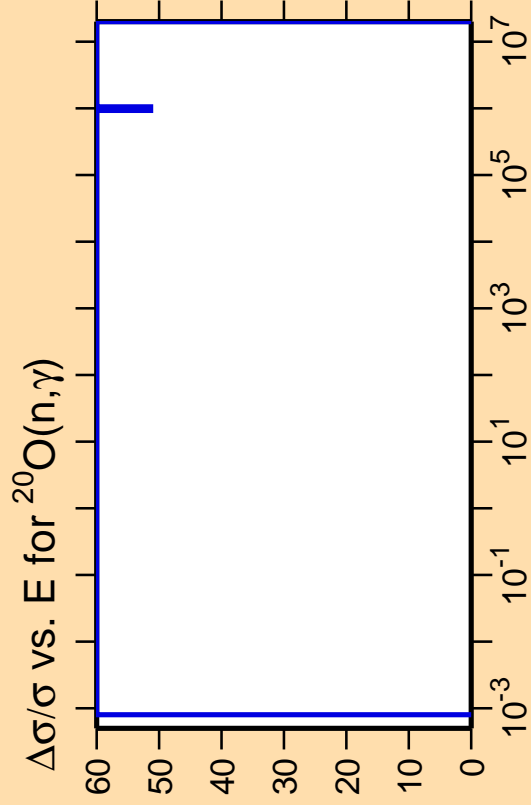
Warning: some uncertainty
data were suppressed.

$\Delta\sigma/\sigma$ vs. E for $^{20}\text{O}(n,\text{tot.})$



Correlation Matrix




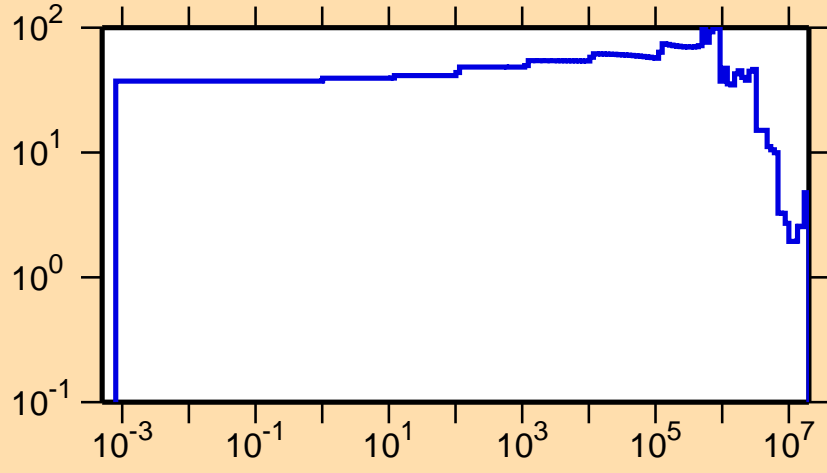


Ordinate scale is %
relative standard deviation.

Abscissa scales are energy (eV).

Warning: some uncertainty
data were suppressed.

$\Delta\sigma/\sigma$ vs. E for $^{20}\text{O}(n,\text{tot.})$



Correlation Matrix



$\Delta\sigma/\sigma$ vs. E for $^{20}\text{O}(n,p)$


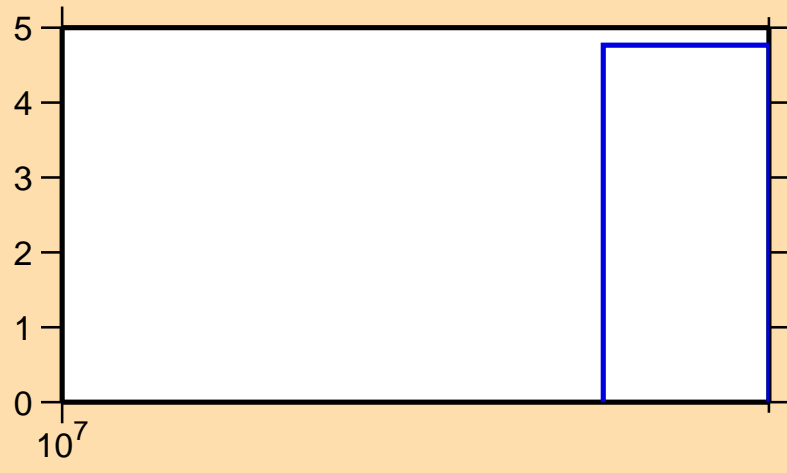


Ordinate scale is %
relative standard deviation.

Abscissa scales are energy (eV).

Warning: some uncertainty
data were suppressed.

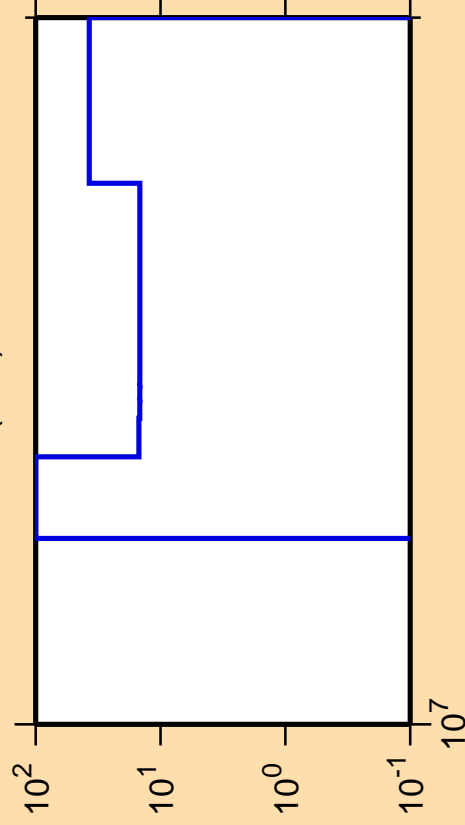
$\Delta\sigma/\sigma$ vs. E for $^{20}\text{O}(n,\text{tot.})$



Correlation Matrix



$\Delta\sigma/\sigma$ vs. E for $^{20}\text{O}(n,\alpha)$


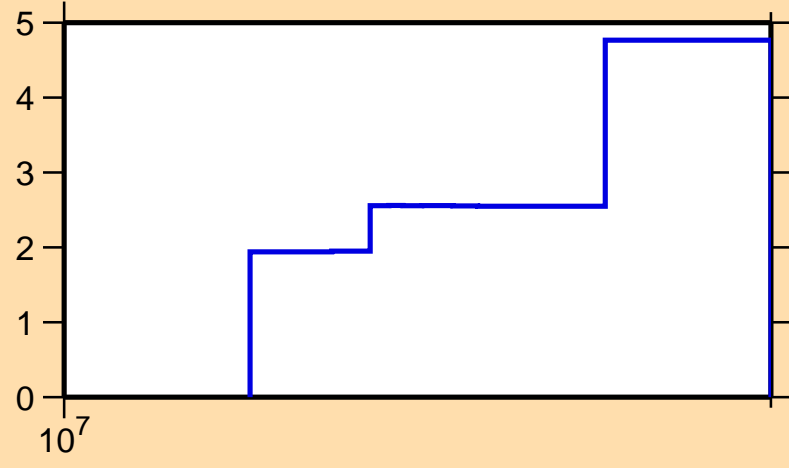


Ordinate scale is %
relative standard deviation.

Abscissa scales are energy (eV).

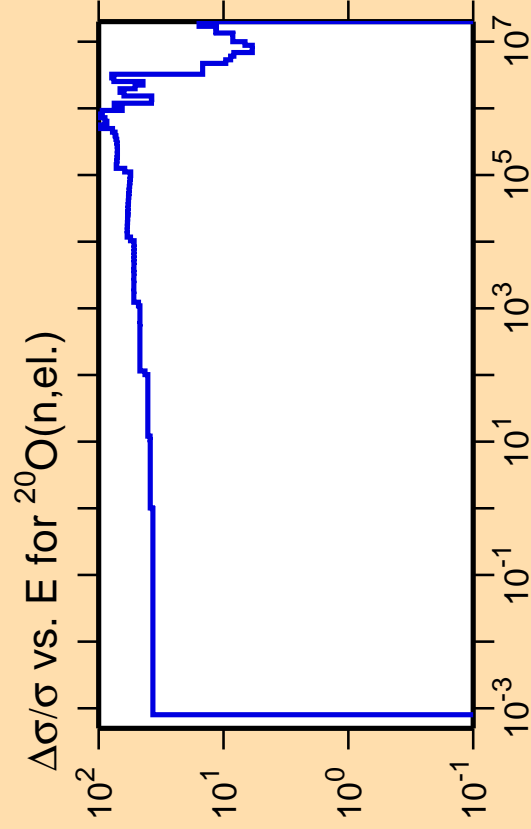
Warning: some uncertainty
data were suppressed.

$\Delta\sigma/\sigma$ vs. E for $^{20}\text{O}(n,\text{tot.})$




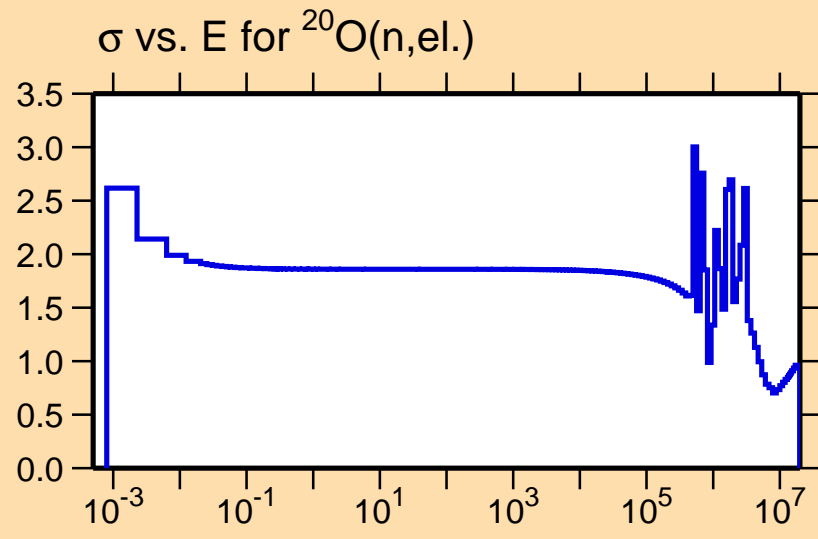
Correlation Matrix





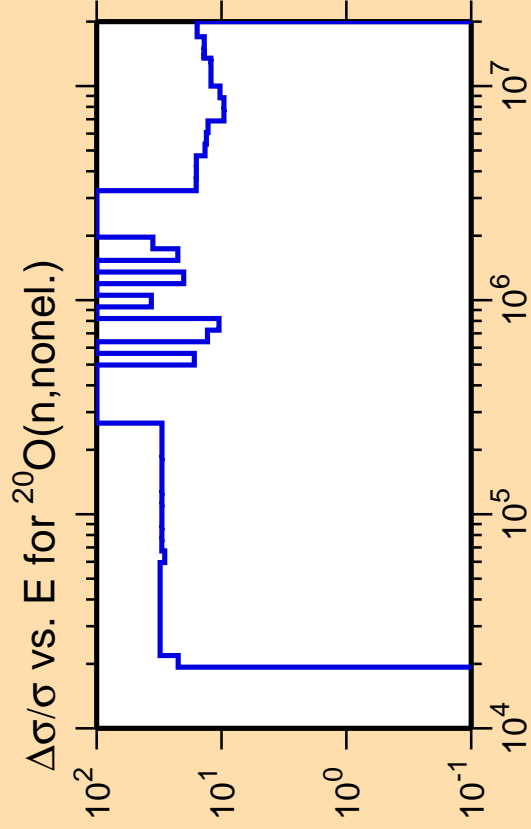
Ordinate scales are % relative standard deviation and barns.

Abscissa scales are energy (eV).



Correlation Matrix



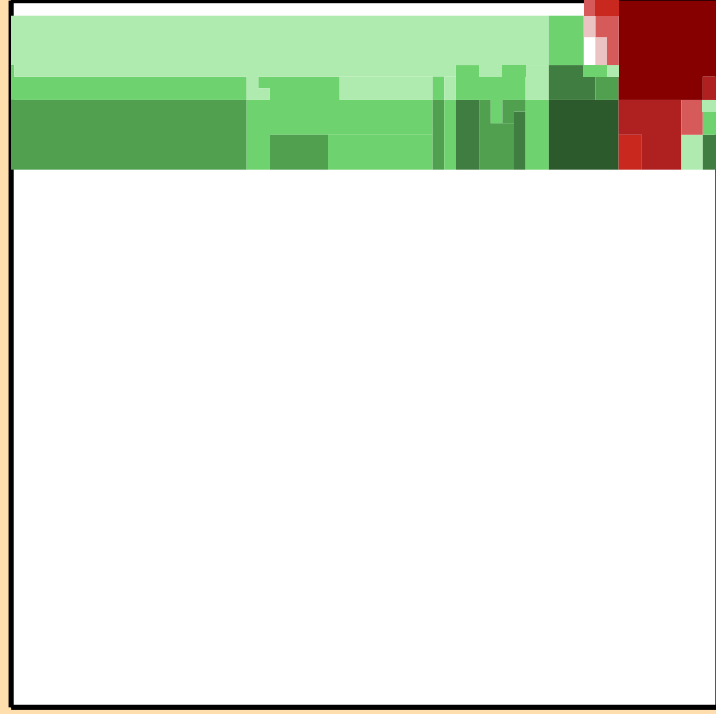
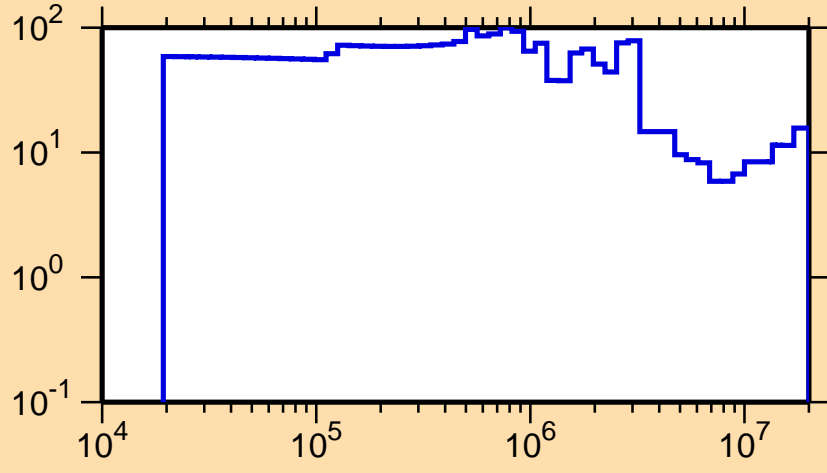


Ordinate scale is %
relative standard deviation.

Abscissa scales are energy (eV).

Warning: some uncertainty
data were suppressed.

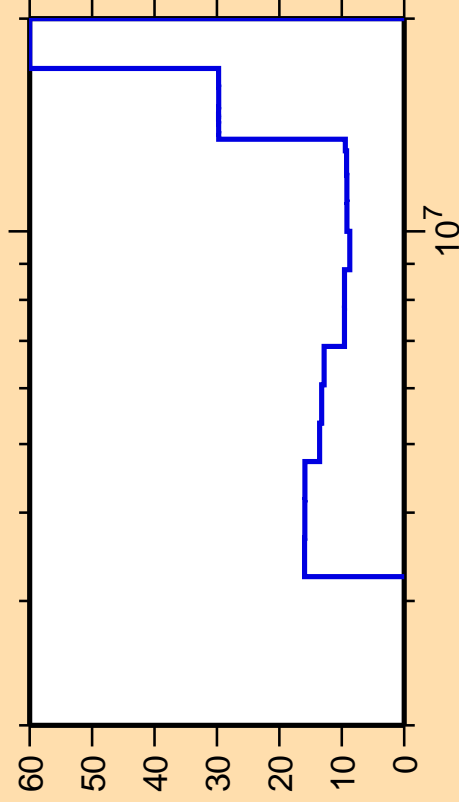
$\Delta\sigma/\sigma$ vs. E for $^{20}\text{O}(n,\text{el.})$



Correlation Matrix



$\Delta\sigma/\sigma$ vs. E for $^{20}\text{O}(n,\text{inel.})$

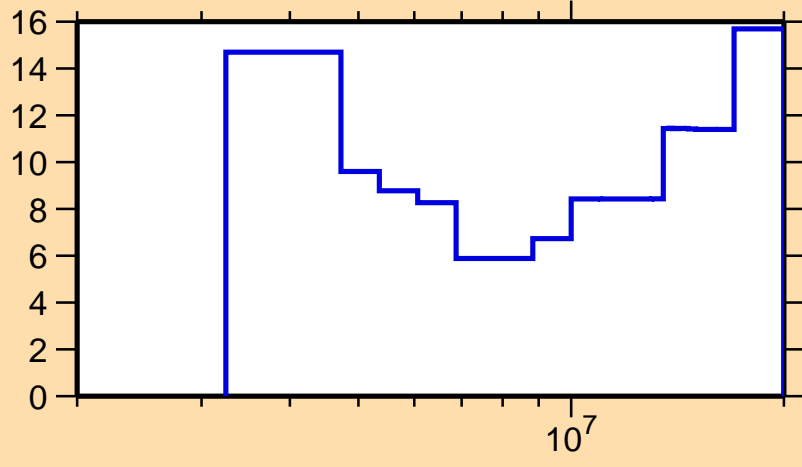


Ordinate scale is %
relative standard deviation.

Abscissa scales are energy (eV).

Warning: some uncertainty
data were suppressed.

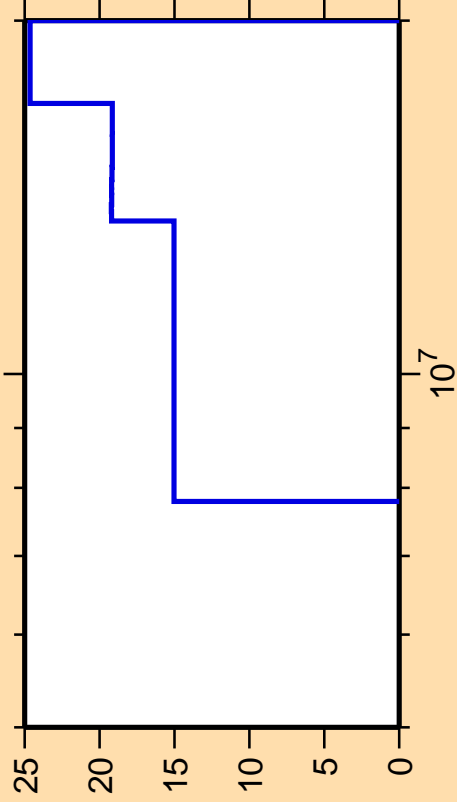
$\Delta\sigma/\sigma$ vs. E for $^{20}\text{O}(n,\text{el.})$



Correlation Matrix



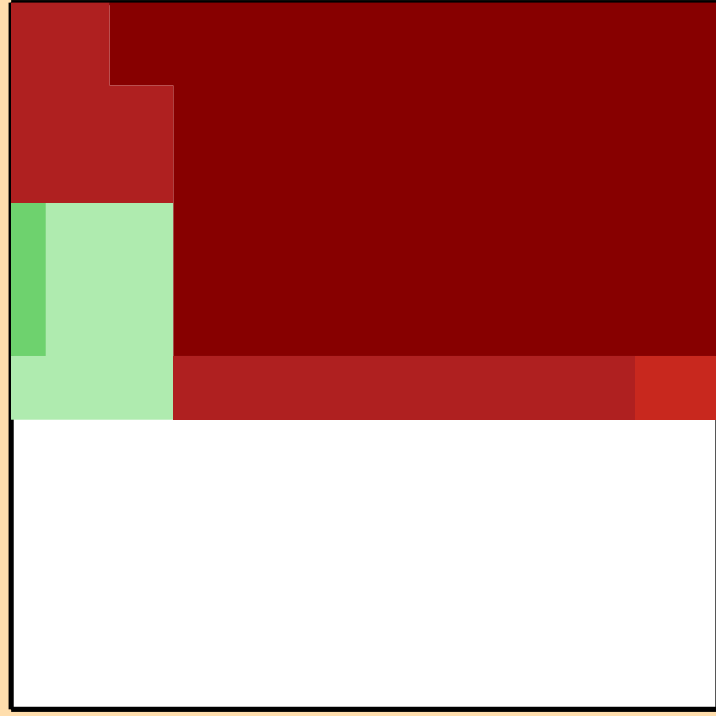
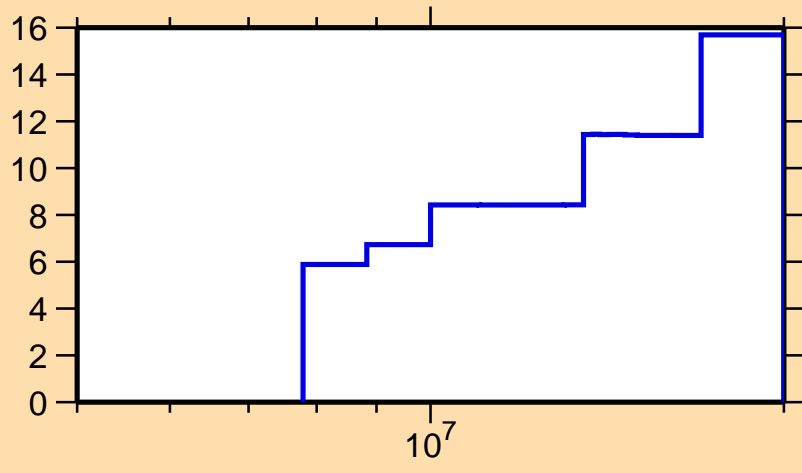
$\Delta\sigma/\sigma$ vs. E for $^{20}\text{O}(n,2n)$



Ordinate scale is %
relative standard deviation.

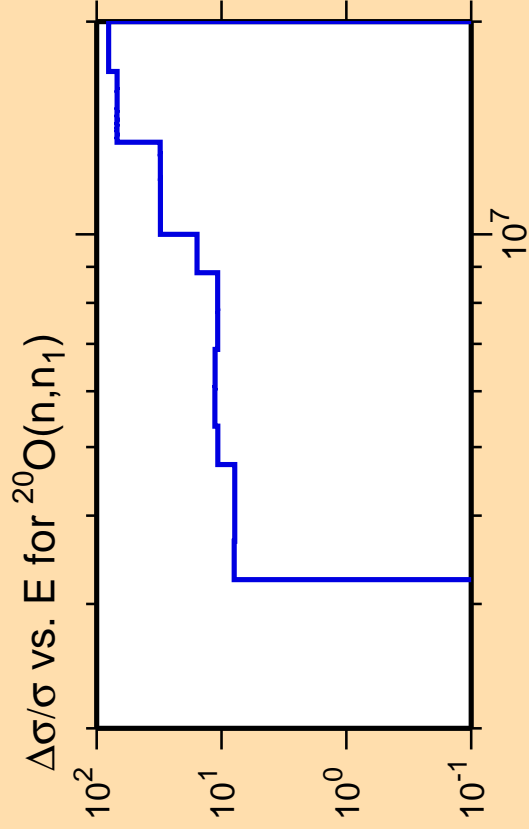
Abscissa scales are energy (eV).

$\Delta\sigma/\sigma$ vs. E for $^{20}\text{O}(n,\text{el.})$



Correlation Matrix


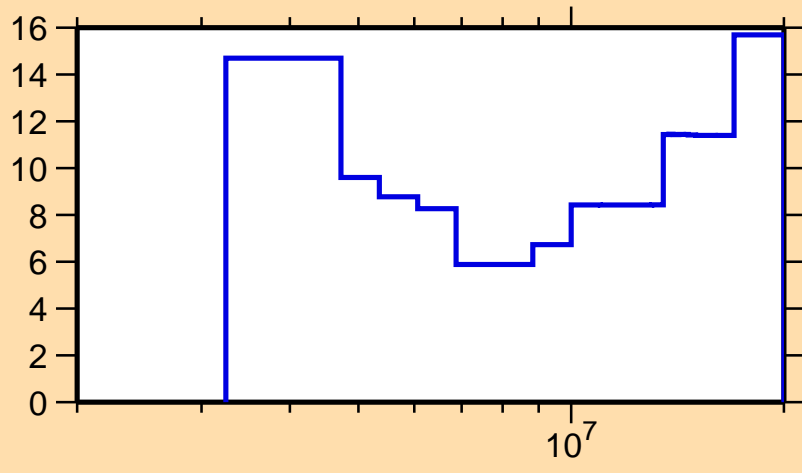




Ordinate scale is %
relative standard deviation.

Abscissa scales are energy (eV).

$\Delta\sigma/\sigma$ vs. E for $^{20}\text{O}(n,\text{el.})$



Correlation Matrix



$\Delta\sigma/\sigma$ vs. E for $^{20}\text{O}(n,n\text{cont.})$


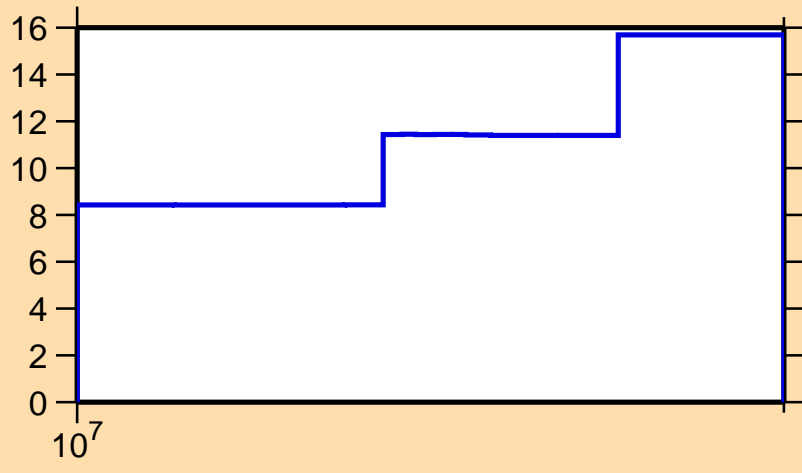


Ordinate scale is %
relative standard deviation.

Abscissa scales are energy (eV).

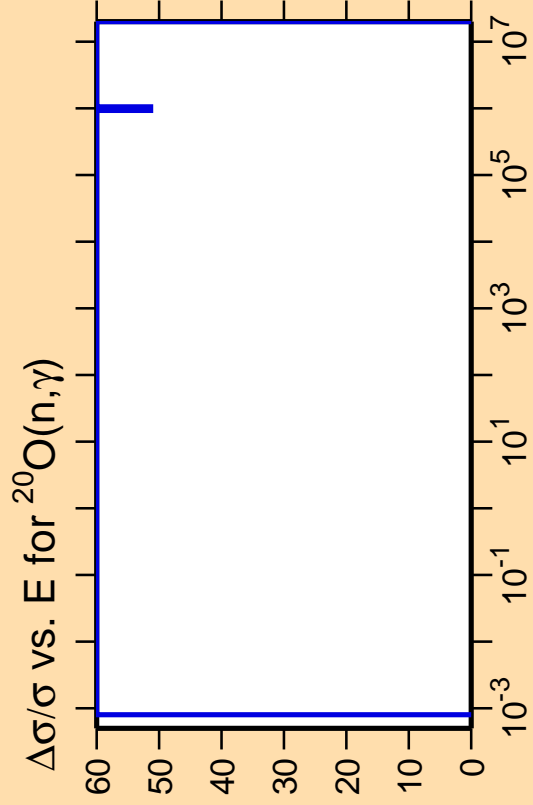
Warning: some uncertainty
data were suppressed.

$\Delta\sigma/\sigma$ vs. E for $^{20}\text{O}(n,\text{el.})$



Correlation Matrix




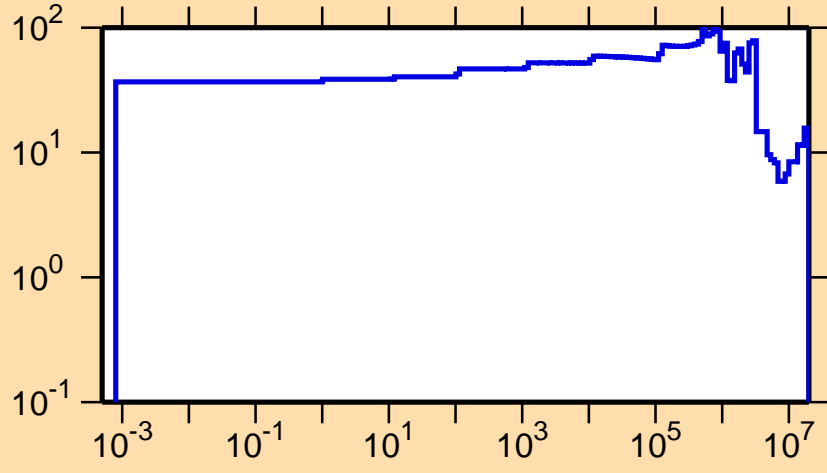


Ordinate scale is %
relative standard deviation.

Abscissa scales are energy (eV).

Warning: some uncertainty
data were suppressed.

$\Delta\sigma/\sigma$ vs. E for $^{20}\text{O}(n,\text{el.})$



Correlation Matrix



$\Delta\sigma/\sigma$ vs. E for $^{20}\text{O}(n,p)$


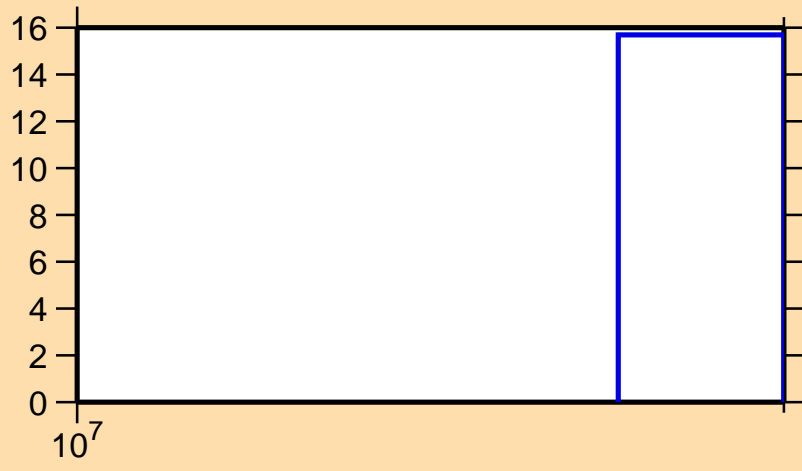


Ordinate scale is %
relative standard deviation.

Abscissa scales are energy (eV).

Warning: some uncertainty
data were suppressed.

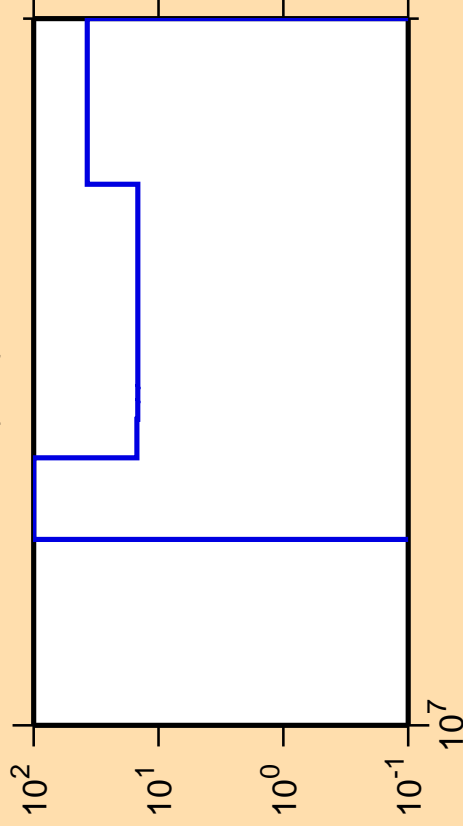
$\Delta\sigma/\sigma$ vs. E for $^{20}\text{O}(n,el.)$



Correlation Matrix



$\Delta\sigma/\sigma$ vs. E for $^{20}\text{O}(n,\alpha)$


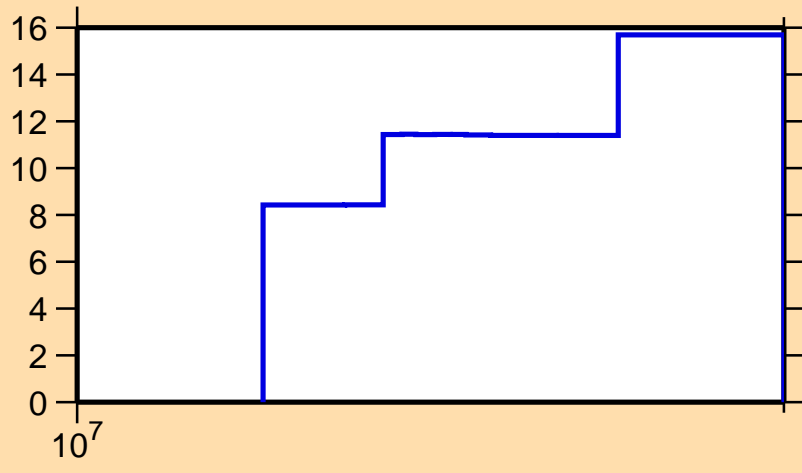


Ordinate scale is %
relative standard deviation.

Abscissa scales are energy (eV).

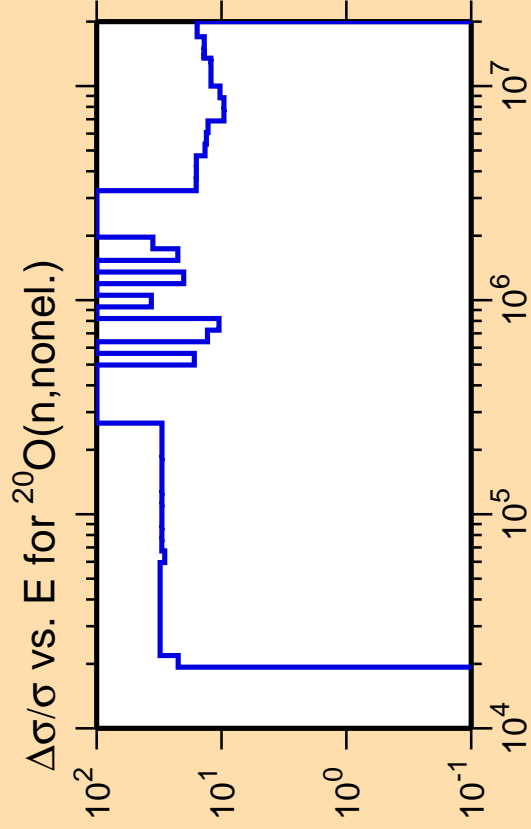
Warning: some uncertainty
data were suppressed.

$\Delta\sigma/\sigma$ vs. E for $^{20}\text{O}(n,\text{el.})$



Correlation Matrix


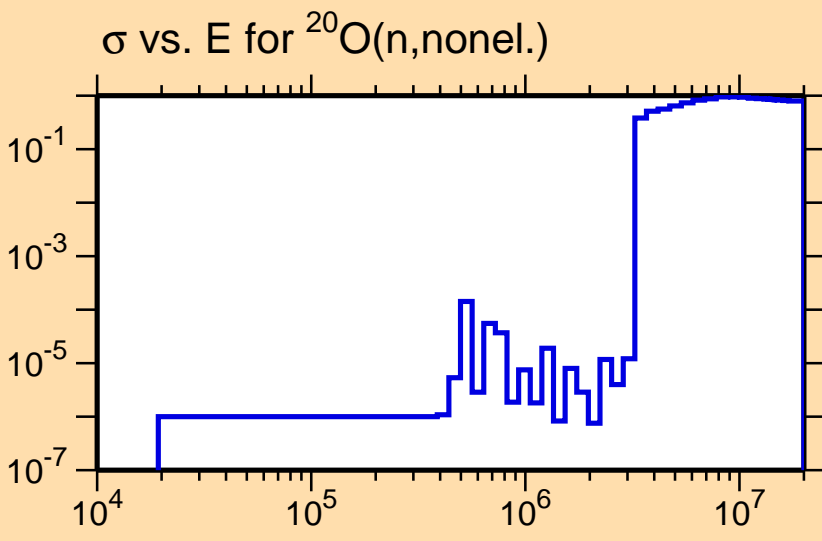




Ordinate scales are % relative standard deviation and barns.

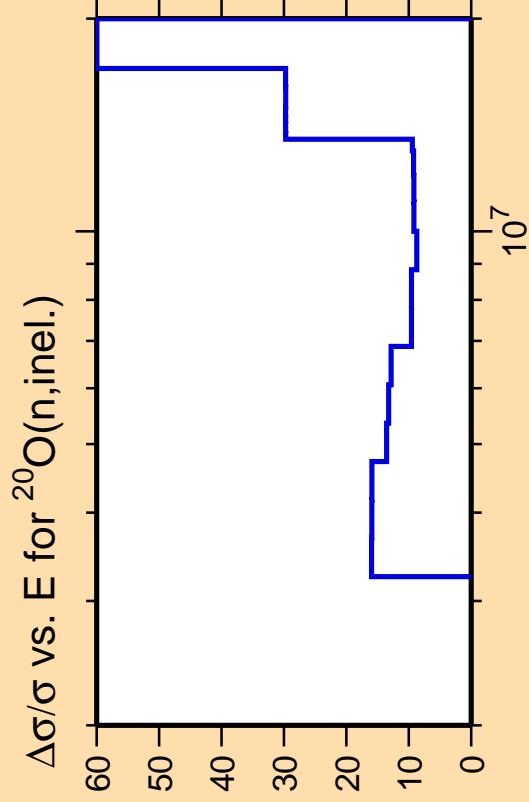
Abscissa scales are energy (eV).

Warning: some uncertainty data were suppressed.



Correlation Matrix


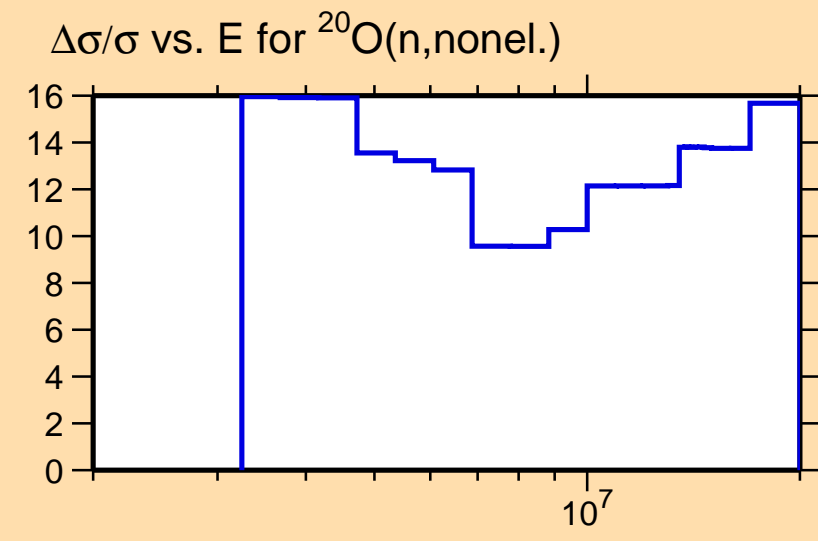




Ordinate scale is %
relative standard deviation.

Abscissa scales are energy (eV).

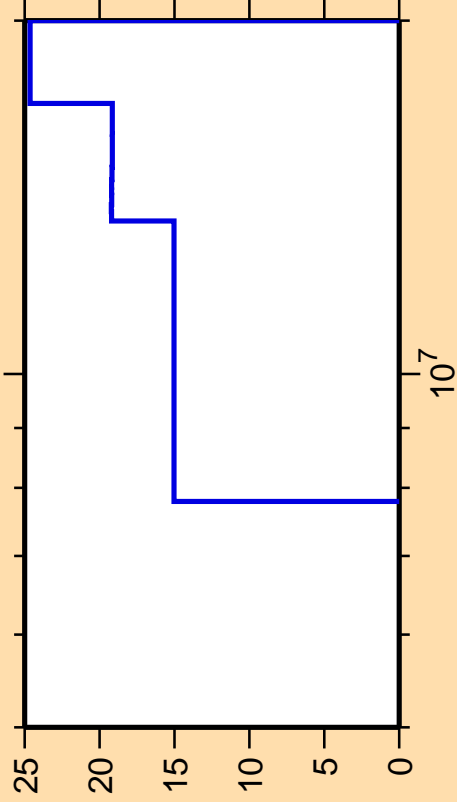
Warning: some uncertainty
data were suppressed.



Correlation Matrix




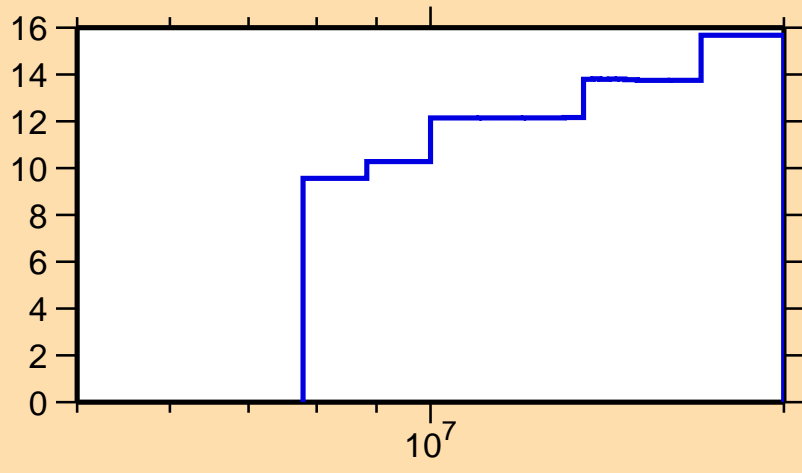
$\Delta\sigma/\sigma$ vs. E for $^{20}\text{O}(n,2n)$



Ordinate scale is %
relative standard deviation.

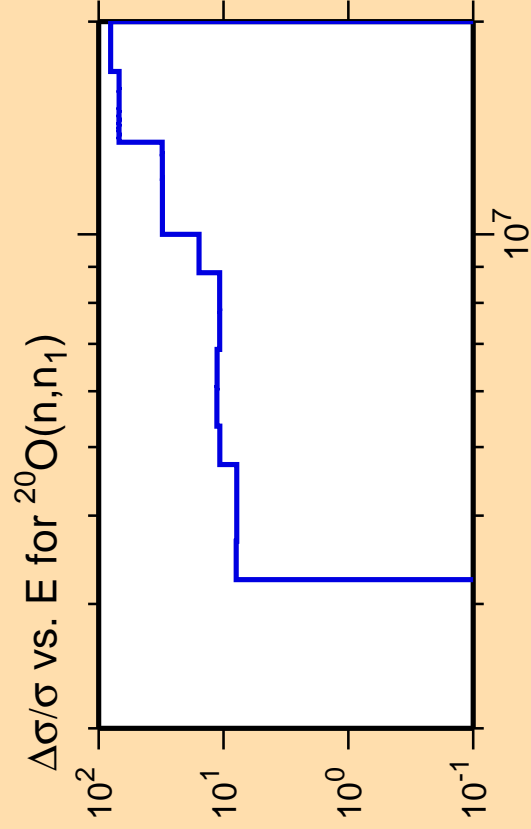
Abscissa scales are energy (eV).

$\Delta\sigma/\sigma$ vs. E for $^{20}\text{O}(n,\text{nonel.})$



Correlation Matrix


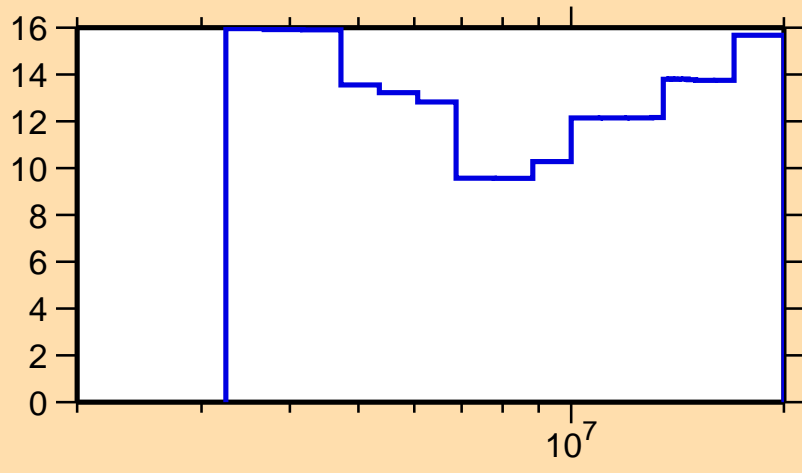




Ordinate scale is %
relative standard deviation.

Abscissa scales are energy (eV).

$\Delta\sigma/\sigma$ vs. E for $^{20}\text{O}(n,\text{nonel.})$



Correlation Matrix



$\Delta\sigma/\sigma$ vs. E for $^{20}\text{O}(n,n\text{cont.})$


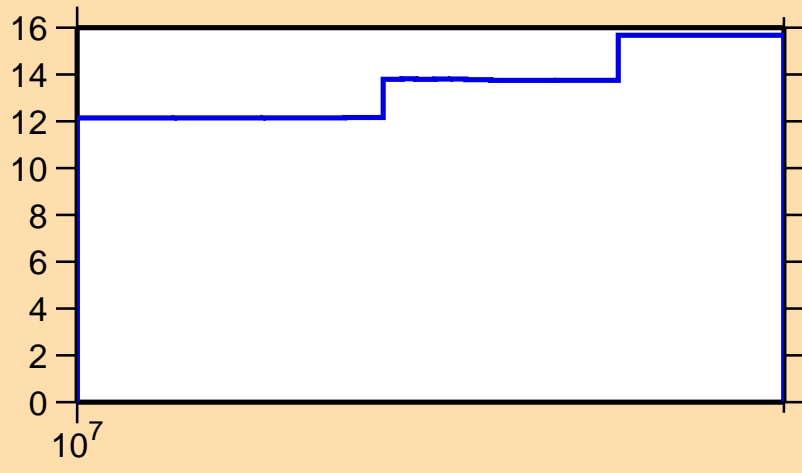


Ordinate scale is %
relative standard deviation.

Abscissa scales are energy (eV).

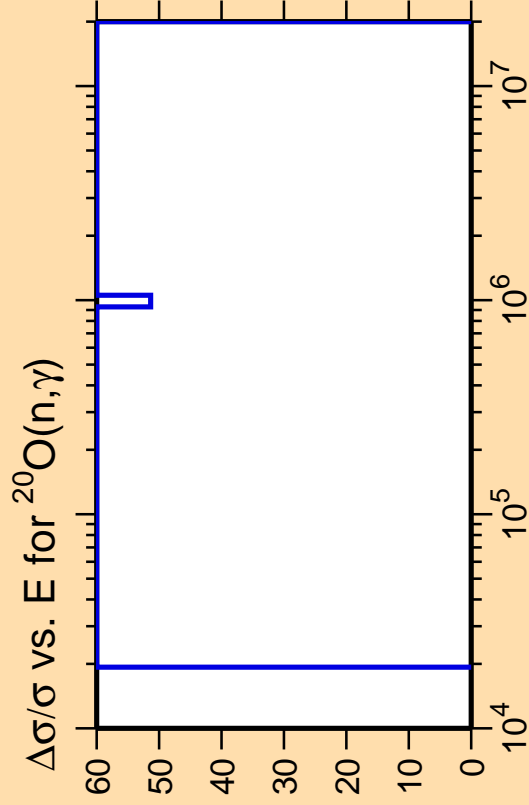
Warning: some uncertainty
data were suppressed.

$\Delta\sigma/\sigma$ vs. E for $^{20}\text{O}(n,\text{nonel.})$



Correlation Matrix


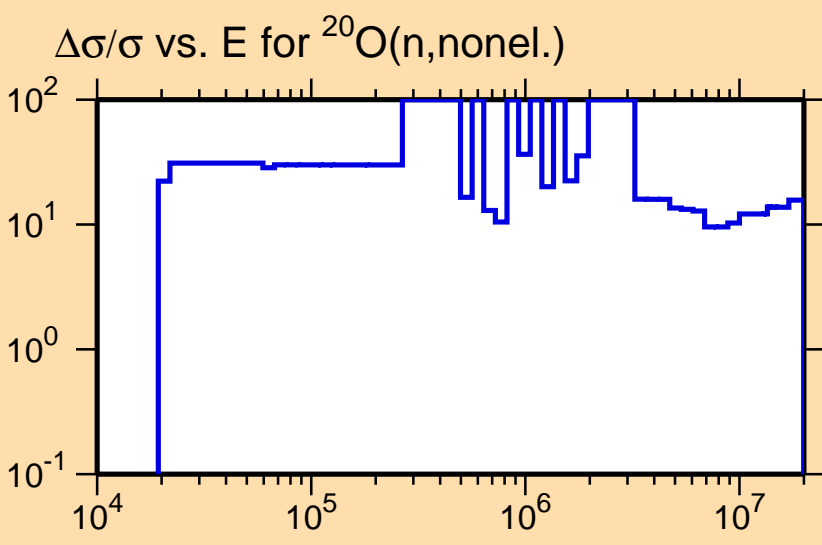




Ordinate scale is %
relative standard deviation.

Abscissa scales are energy (eV).

Warning: some uncertainty
data were suppressed.



Correlation Matrix



$\Delta\sigma/\sigma$ vs. E for $^{20}\text{O}(n,p)$


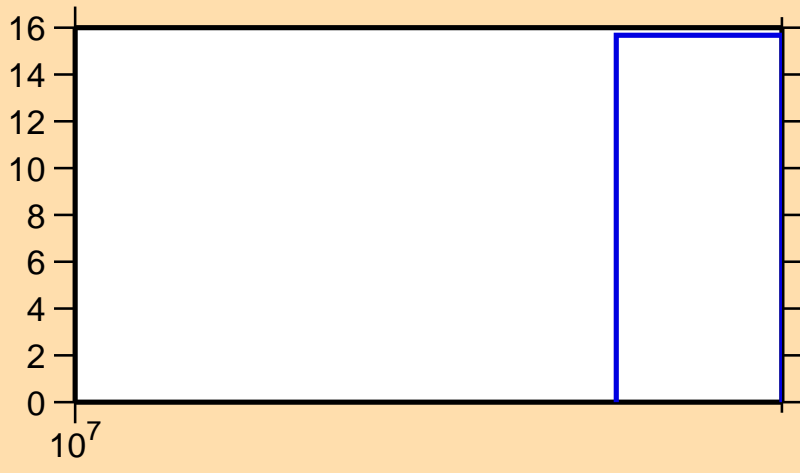


Ordinate scale is %
relative standard deviation.

Abscissa scales are energy (eV).

Warning: some uncertainty
data were suppressed.

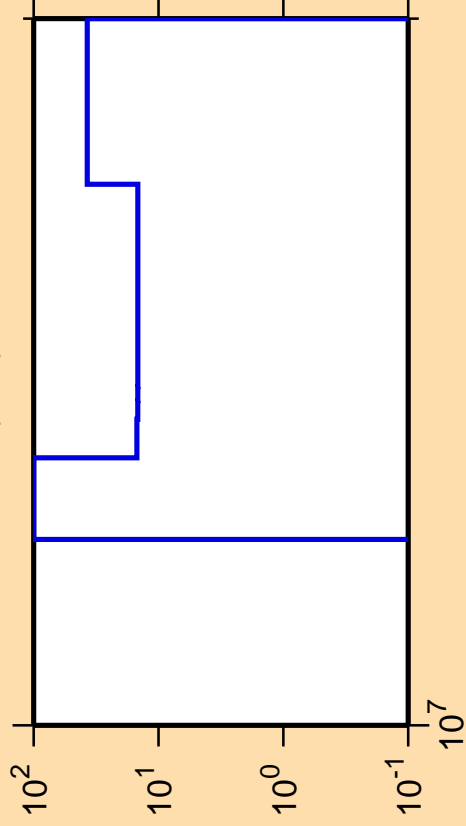
$\Delta\sigma/\sigma$ vs. E for $^{20}\text{O}(n,\text{nonel.})$



Correlation Matrix



$\Delta\sigma/\sigma$ vs. E for $^{20}\text{O}(n,\alpha)$


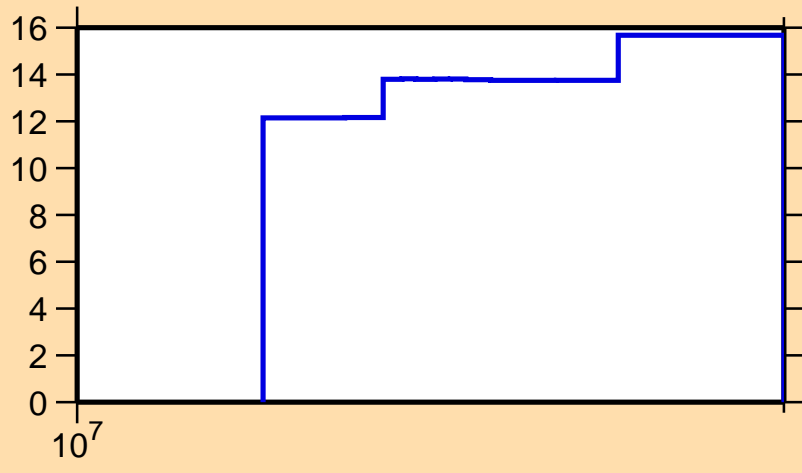


Ordinate scale is %
relative standard deviation.

Abscissa scales are energy (eV).

Warning: some uncertainty
data were suppressed.

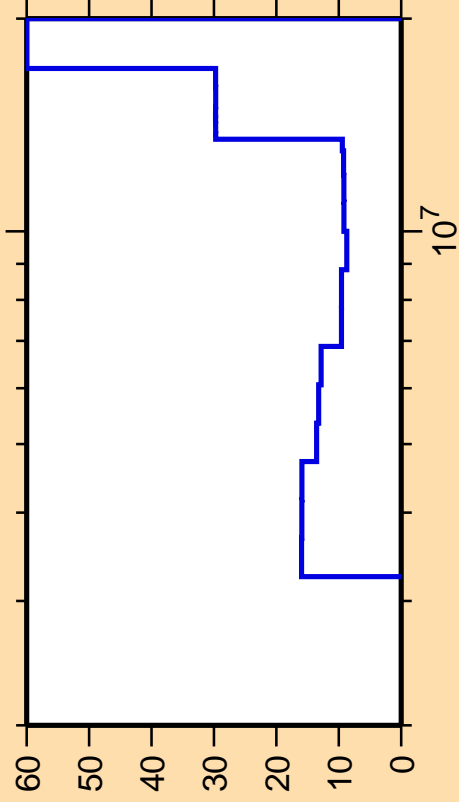
$\Delta\sigma/\sigma$ vs. E for $^{20}\text{O}(n,\text{nonel.})$



Correlation Matrix



$\Delta\sigma/\sigma$ vs. E for $^{20}\text{O}(n,\text{inel.})$


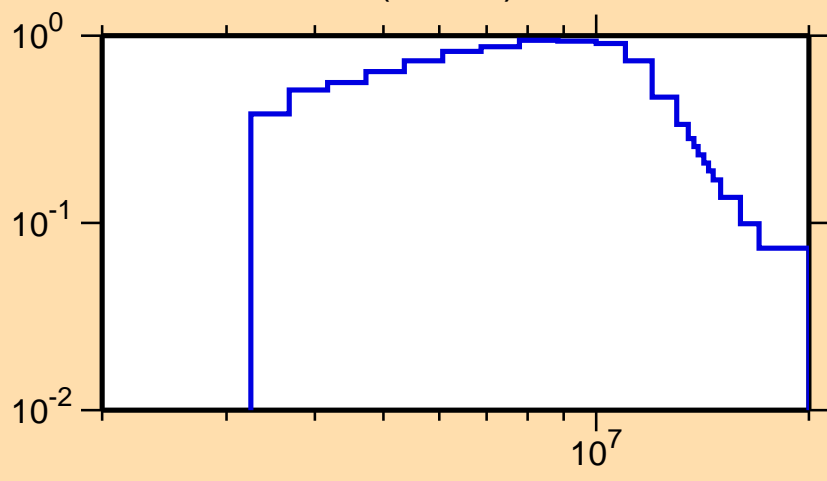


Ordinate scales are % relative standard deviation and barns.

Abscissa scales are energy (eV).

Warning: some uncertainty data were suppressed.

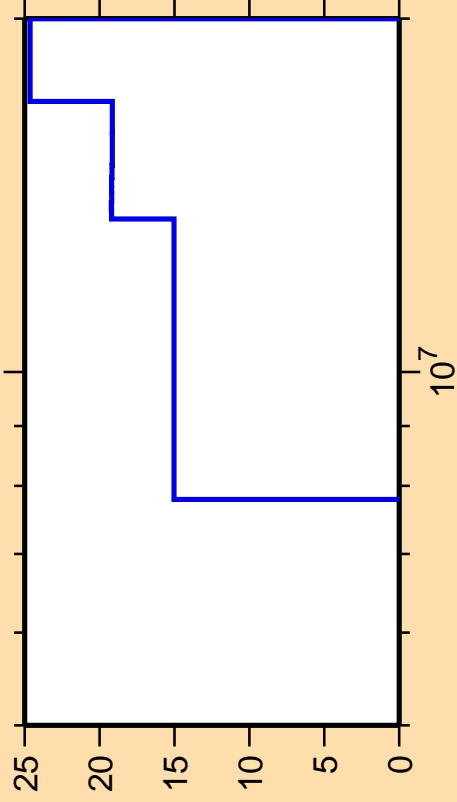
σ vs. E for $^{20}\text{O}(n,\text{inel.})$



Correlation Matrix



$\Delta\sigma/\sigma$ vs. E for $^{20}\text{O}(n,2n)$

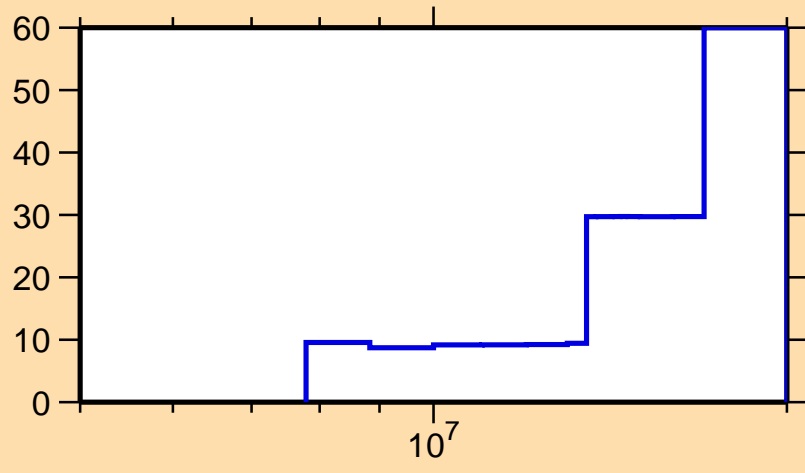


Ordinate scale is %
relative standard deviation.

Abscissa scales are energy (eV).

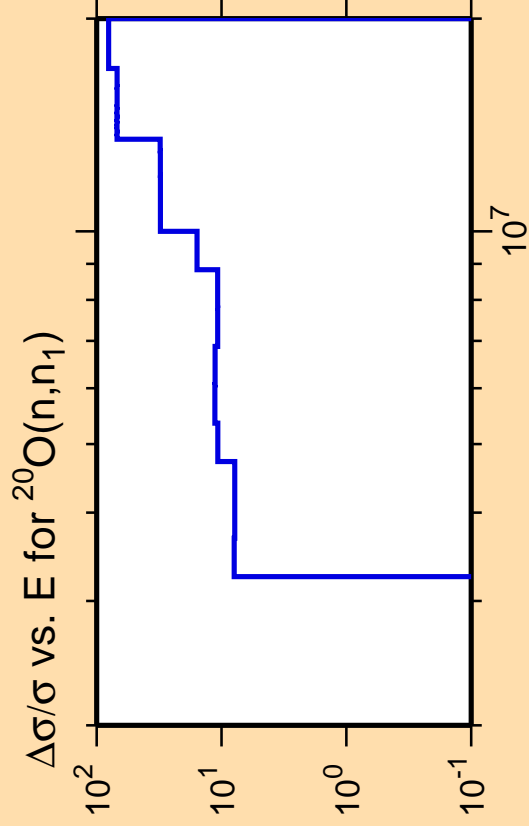
Warning: some uncertainty
data were suppressed.

$\Delta\sigma/\sigma$ vs. E for $^{20}\text{O}(n,\text{inel.})$



Correlation Matrix




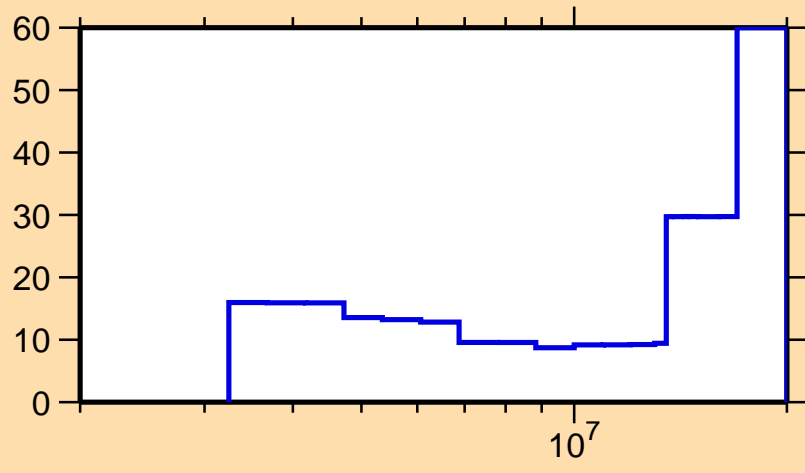


Ordinate scale is %
relative standard deviation.

Abscissa scales are energy (eV).

Warning: some uncertainty
data were suppressed.

$\Delta\sigma/\sigma$ vs. E for $^{20}\text{O}(n,\text{inel.})$



Correlation Matrix



$\Delta\sigma/\sigma$ vs. E for $^{20}\text{O}(n,ncont.)$


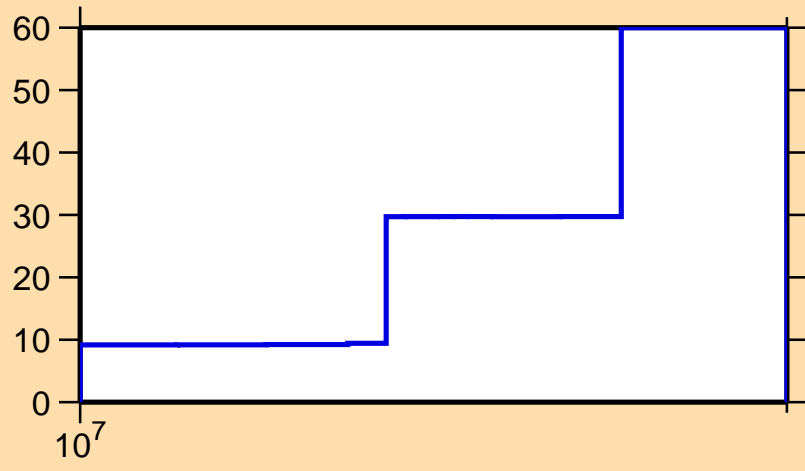


Ordinate scale is %
relative standard deviation.

Abscissa scales are energy (eV).

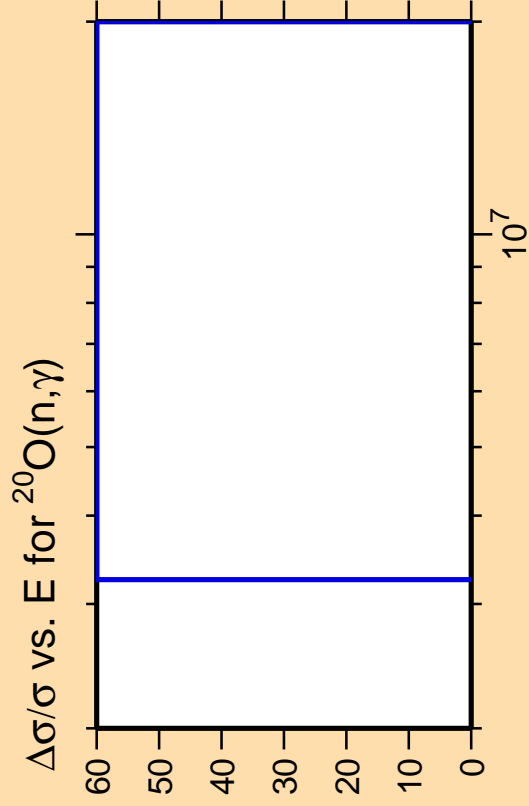
Warning: some uncertainty
data were suppressed.

$\Delta\sigma/\sigma$ vs. E for $^{20}\text{O}(n,incl.)$



Correlation Matrix

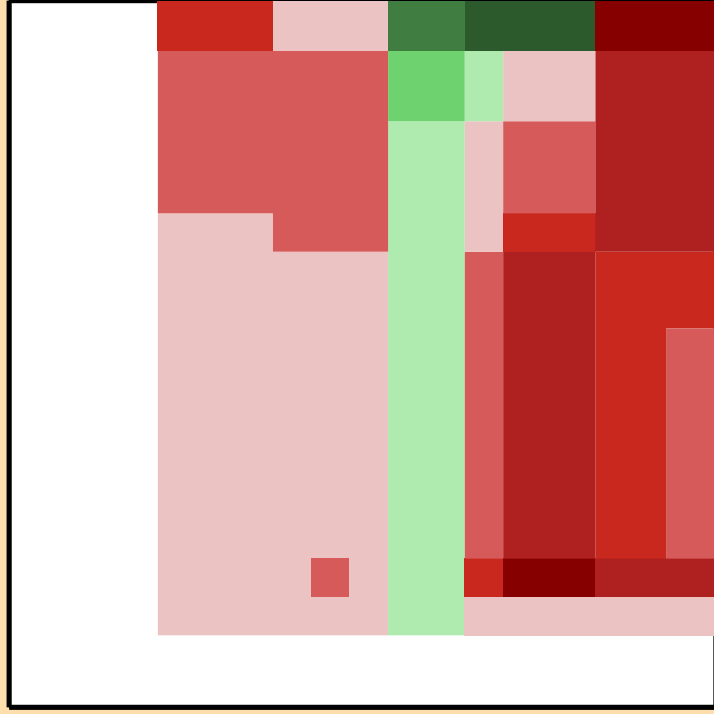
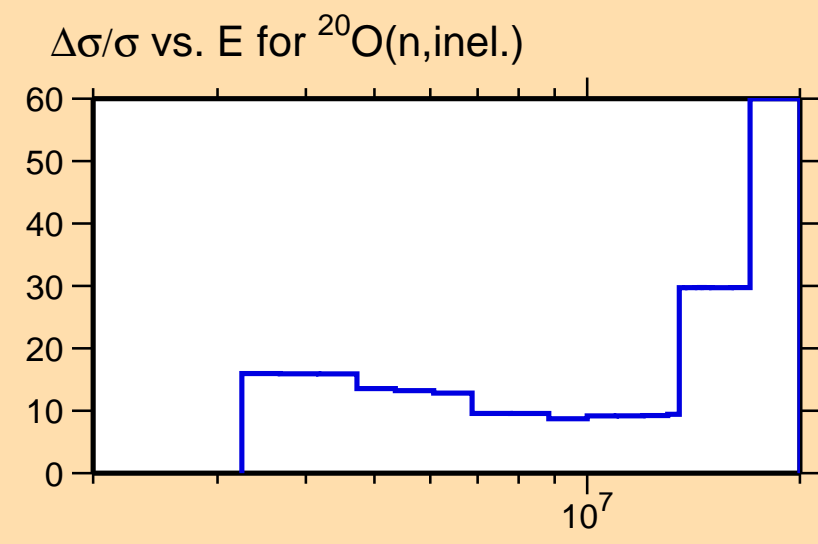




Ordinate scale is %
relative standard deviation.

Abscissa scales are energy (eV).

Warning: some uncertainty
data were suppressed.



Correlation Matrix



$\Delta\sigma/\sigma$ vs. E for $^{20}\text{O}(n,p)$


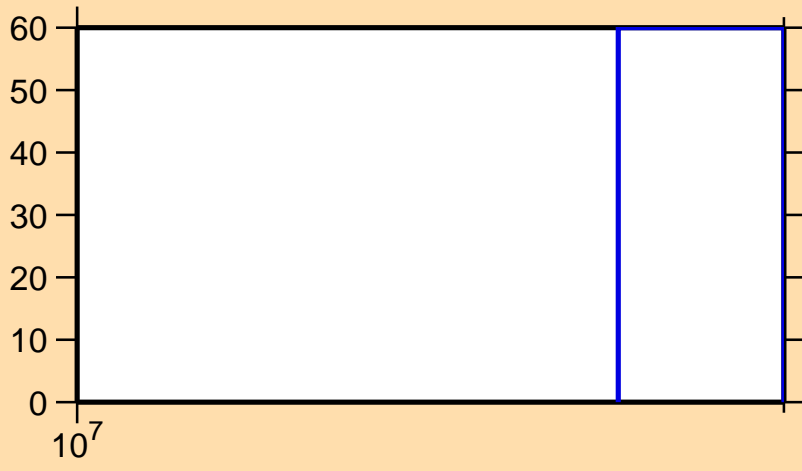


Ordinate scale is %
relative standard deviation.

Abscissa scales are energy (eV).

Warning: some uncertainty
data were suppressed.

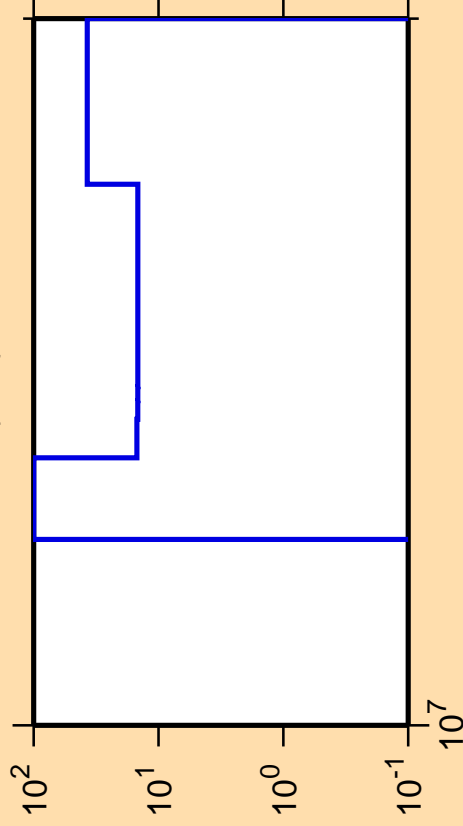
$\Delta\sigma/\sigma$ vs. E for $^{20}\text{O}(n,\text{inel.})$



Correlation Matrix



$\Delta\sigma/\sigma$ vs. E for $^{20}\text{O}(n,\alpha)$


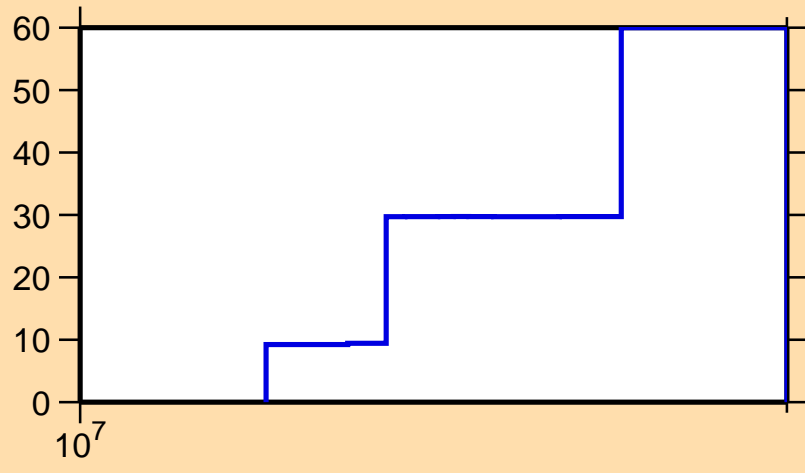


Ordinate scale is %
relative standard deviation.

Abscissa scales are energy (eV).

Warning: some uncertainty
data were suppressed.

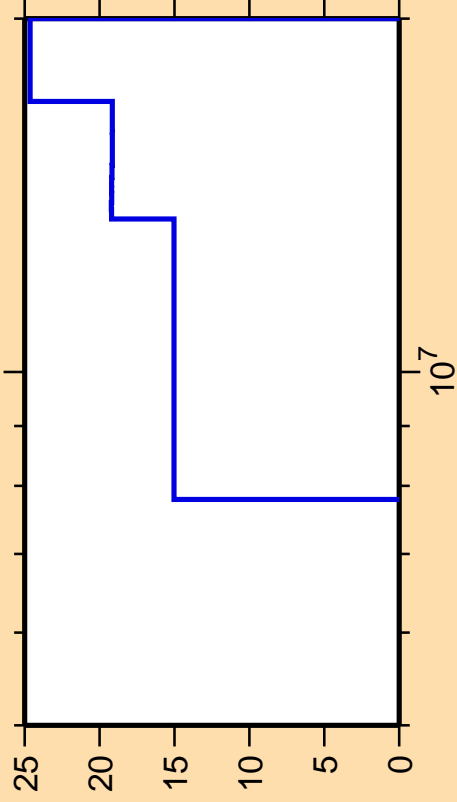
$\Delta\sigma/\sigma$ vs. E for $^{20}\text{O}(n,\text{inel.})$



Correlation Matrix




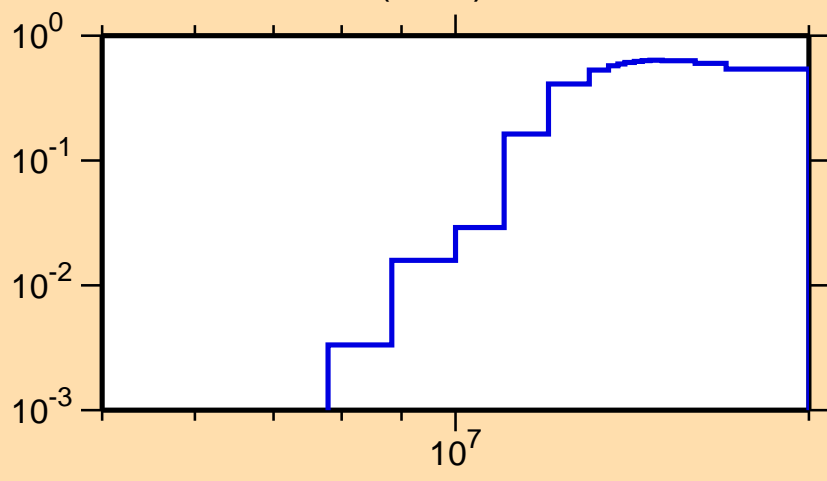
$\Delta\sigma/\sigma$ vs. E for $^{20}\text{O}(n,2n)$



Ordinate scales are % relative standard deviation and barns.

Abscissa scales are energy (eV).

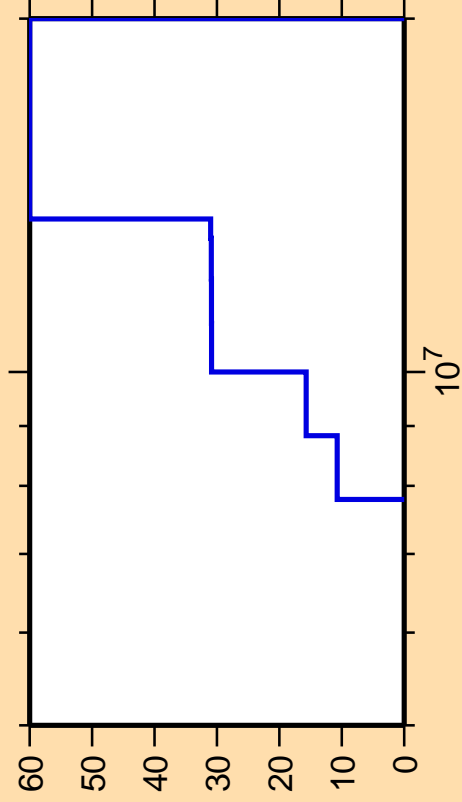
σ vs. E for $^{20}\text{O}(n,2n)$



Correlation Matrix



$\Delta\sigma/\sigma$ vs. E for $^{20}\text{O}(n,n_1)$


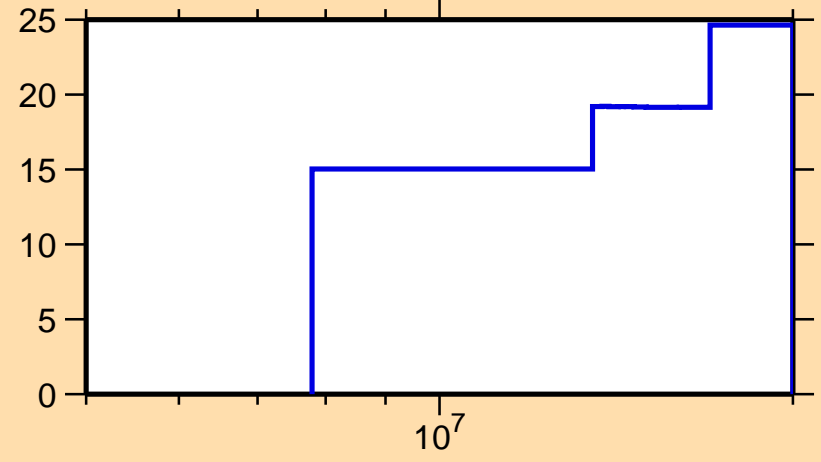


Ordinate scale is %
relative standard deviation.

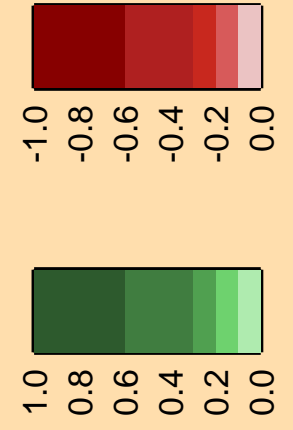
Abscissa scales are energy (eV).

Warning: some uncertainty
data were suppressed.

$\Delta\sigma/\sigma$ vs. E for $^{20}\text{O}(n,2n)$



Correlation Matrix



$\Delta\sigma/\sigma$ vs. E for $^{20}\text{O}(n,n\text{cont.})$


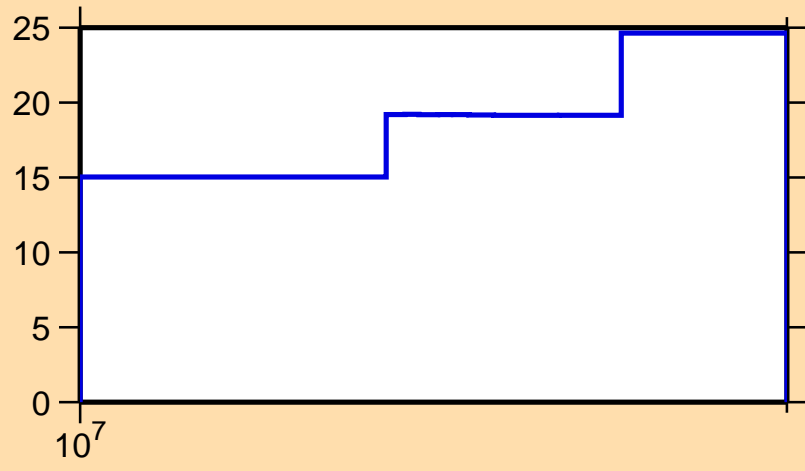


Ordinate scale is %
relative standard deviation.

Abscissa scales are energy (eV).

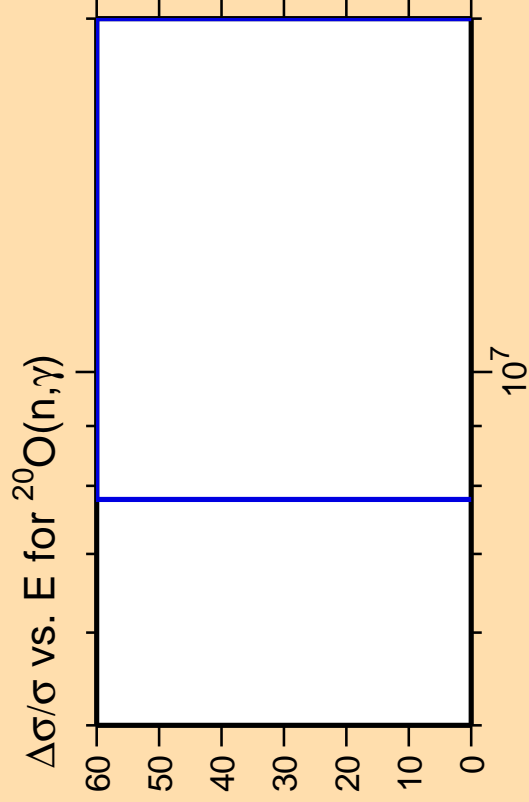
Warning: some uncertainty
data were suppressed.

$\Delta\sigma/\sigma$ vs. E for $^{20}\text{O}(n,2n)$



Correlation Matrix


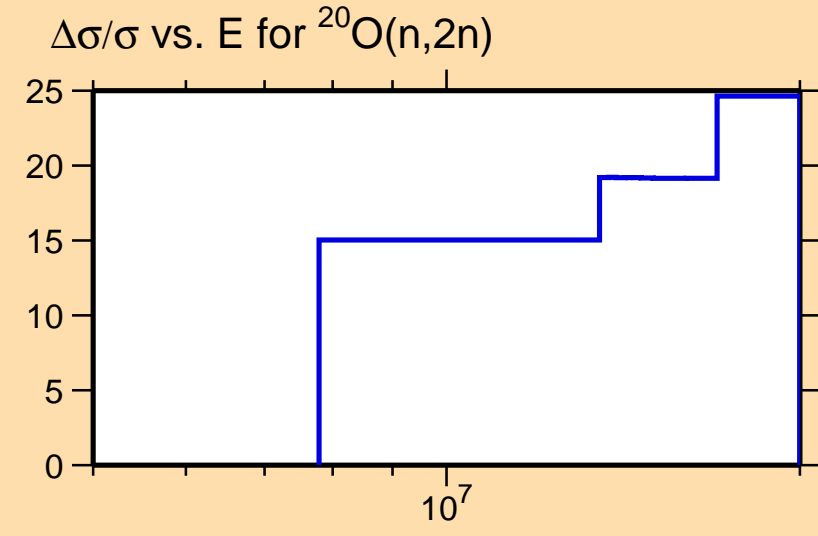




Ordinate scale is %
relative standard deviation.

Abscissa scales are energy (eV).

Warning: some uncertainty
data were suppressed.



Correlation Matrix



$\Delta\sigma/\sigma$ vs. E for $^{20}\text{O}(n,p)$


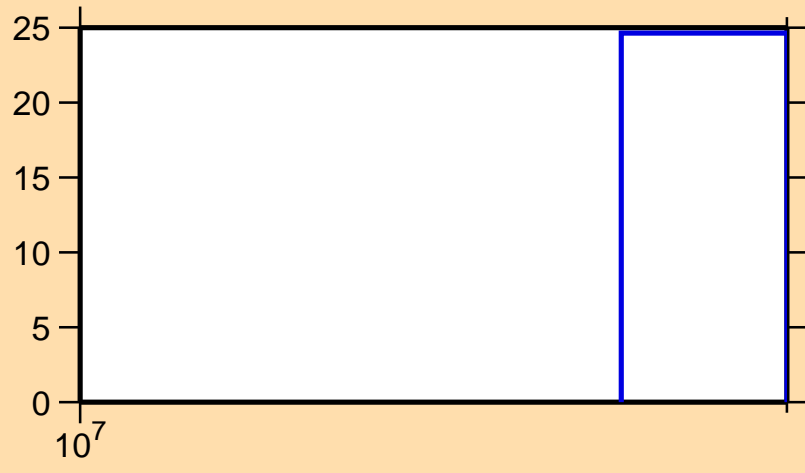


Ordinate scale is %
relative standard deviation.

Abscissa scales are energy (eV).

Warning: some uncertainty
data were suppressed.

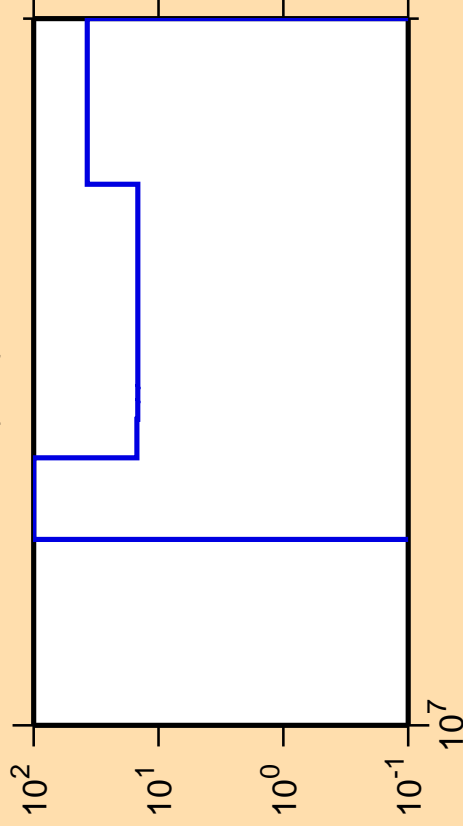
$\Delta\sigma/\sigma$ vs. E for $^{20}\text{O}(n,2n)$



Correlation Matrix



$\Delta\sigma/\sigma$ vs. E for $^{20}\text{O}(n,\alpha)$


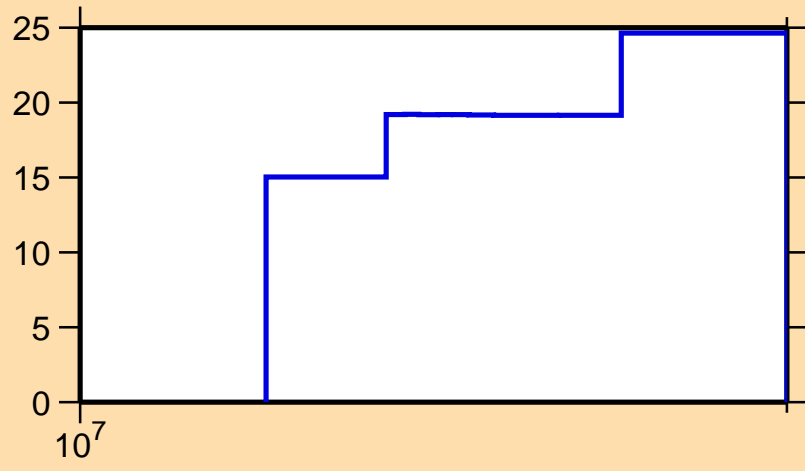


Ordinate scale is %
relative standard deviation.

Abscissa scales are energy (eV).

Warning: some uncertainty
data were suppressed.

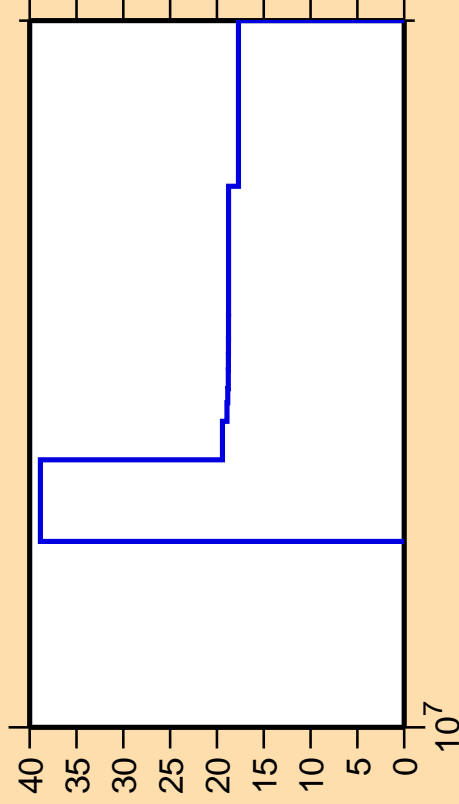
$\Delta\sigma/\sigma$ vs. E for $^{20}\text{O}(n,2n)$



Correlation Matrix



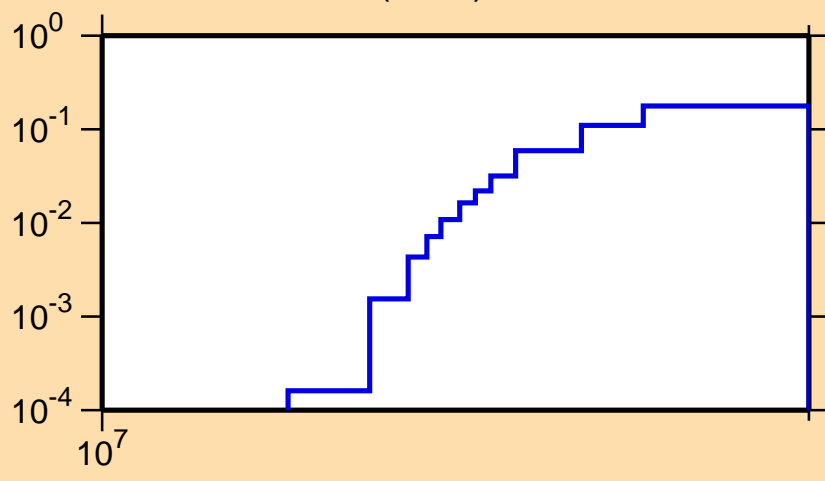
$\Delta\sigma/\sigma$ vs. E for $^{20}\text{O}(n,3n)$



Ordinate scales are % relative standard deviation and barns.

Abscissa scales are energy (eV).

σ vs. E for $^{20}\text{O}(n,3n)$



10^7

10^0

10^{-1}

10^{-2}

10^{-3}

10^{-4}

10^7

10^8

10^9

10^{10}

10^{11}

10^{12}

10^{13}

10^{14}

10^{15}

10^{16}

10^{17}

10^{18}

10^{19}

10^{20}

10^{21}

10^{22}

10^{23}

10^{24}

10^{25}

10^{26}

10^{27}

10^{28}

10^{29}

10^{30}

10^{31}

10^{32}

10^{33}

10^{34}

10^{35}

10^{36}

10^{37}

10^{38}

10^{39}

10^{40}

10^{41}

10^{42}

10^{43}

10^{44}

10^{45}

10^{46}

10^{47}

10^{48}

10^{49}

10^{50}

10^{51}

10^{52}

10^{53}

10^{54}

10^{55}

10^{56}

10^{57}

10^{58}

10^{59}

10^{60}

10^{61}

10^{62}

10^{63}

10^{64}

10^{65}

10^{66}

10^{67}

10^{68}

10^{69}

10^{70}

10^{71}

10^{72}

10^{73}

10^{74}

10^{75}

10^{76}

10^{77}

10^{78}

10^{79}

10^{80}

10^{81}

10^{82}

10^{83}

10^{84}

10^{85}

10^{86}

10^{87}

10^{88}

10^{89}

10^{90}

10^{91}

10^{92}

10^{93}

10^{94}

10^{95}

10^{96}

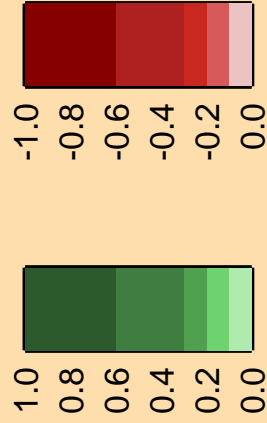
10^{97}

10^{98}

10^{99}

10^{100}

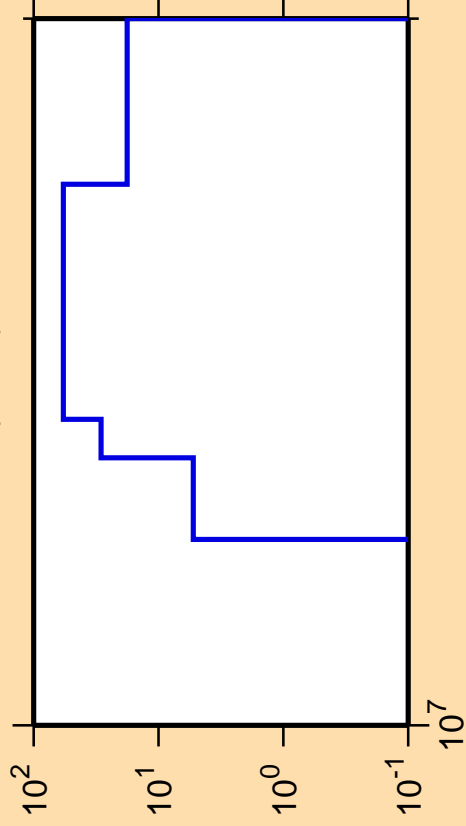
Correlation Matrix



1.0
0.8
0.6
0.4
0.2
0.0

-1.0
-0.8
-0.6
-0.4
-0.2
0.0


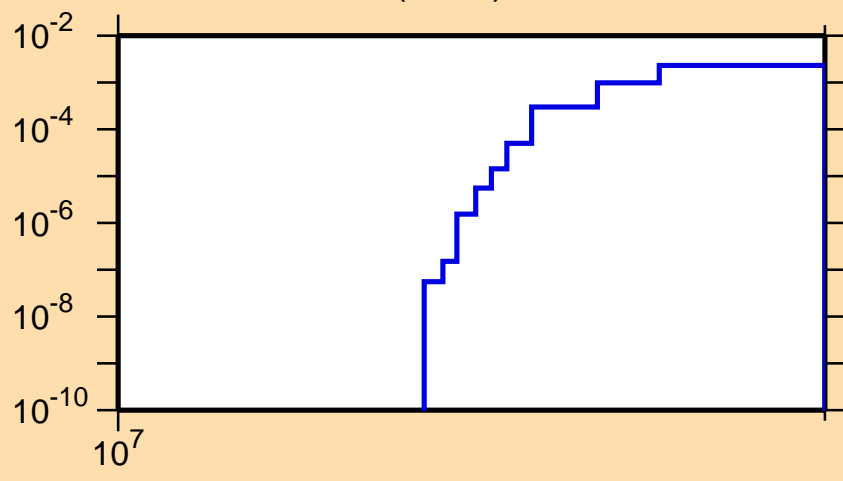
$\Delta\sigma/\sigma$ vs. E for $^{20}\text{O}(n,n\alpha)$



Ordinate scales are % relative standard deviation and barns.

Abscissa scales are energy (eV).

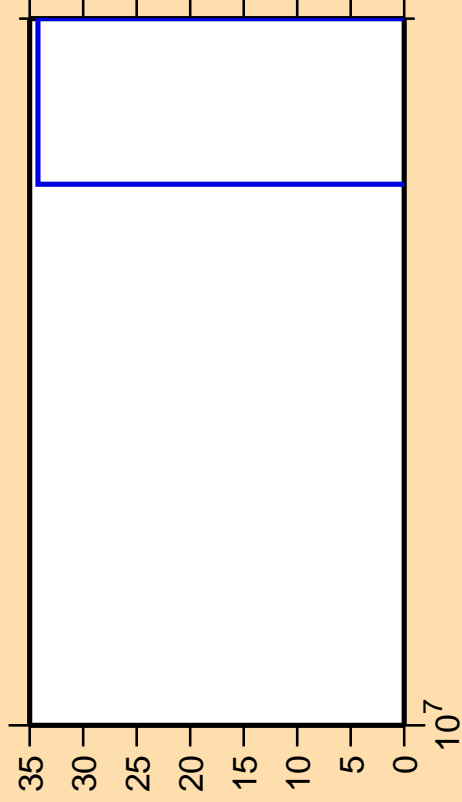
σ vs. E for $^{20}\text{O}(n,n\alpha)$



Correlation Matrix



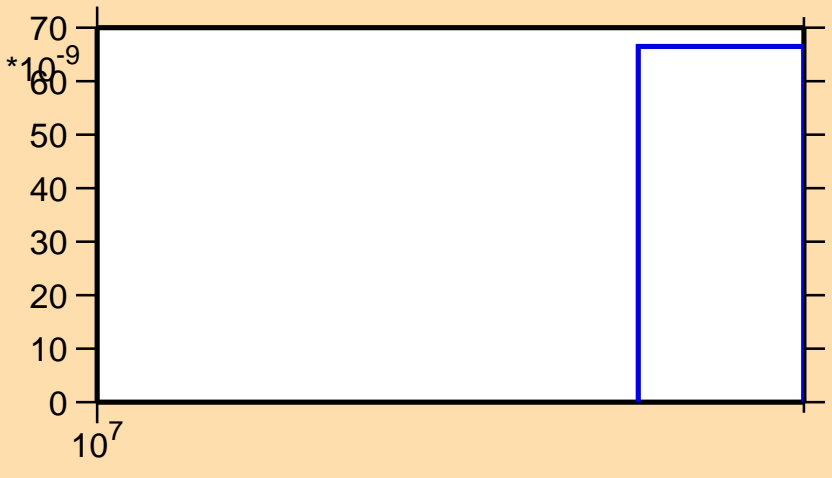
$\Delta\sigma/\sigma$ vs. E for $^{20}\text{O}(n,2n\alpha)$



Ordinate scales are % relative standard deviation and barns.

Abscissa scales are energy (eV).


σ vs. E for $^{20}\text{O}(n,2n\alpha)$



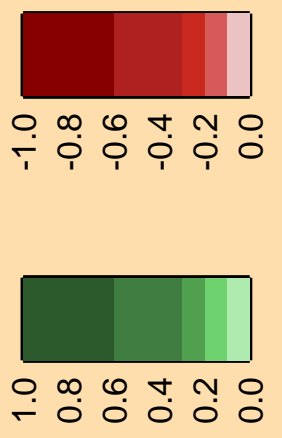
10^7

$*10^{-9}$

10^7



Correlation Matrix



$\Delta\sigma/\sigma$ vs. E for $^{20}\text{O}(n,3n\alpha)$


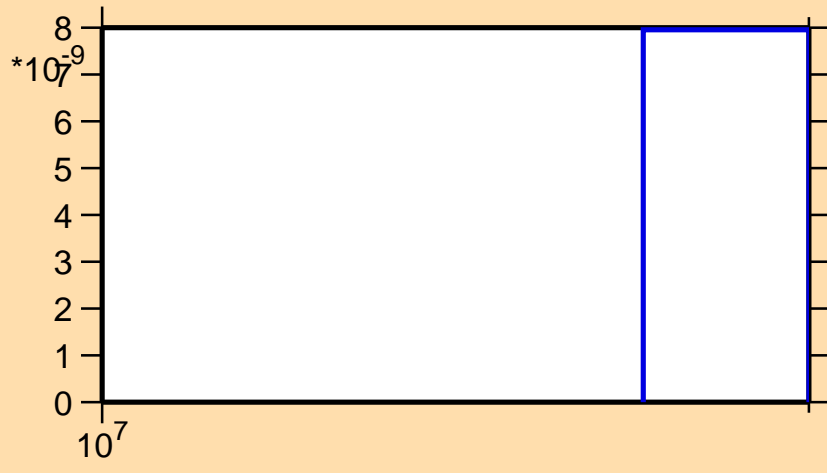


Ordinate scales are % relative standard deviation and barns.

Abscissa scales are energy (eV).

Warning: some uncertainty data were suppressed.

σ vs. E for $^{20}\text{O}(n,3n\alpha)$



Correlation Matrix



$\Delta\sigma/\sigma$ vs. E for $^{20}\text{O}(n,nt)$



Ordinate scales are % relative standard deviation and barns.

Abscissa scales are energy (eV).

Warning: some uncertainty data were suppressed.

σ vs. E for $^{20}\text{O}(n,nt)$



10^7

10^{-12}

14

12

10


8

6

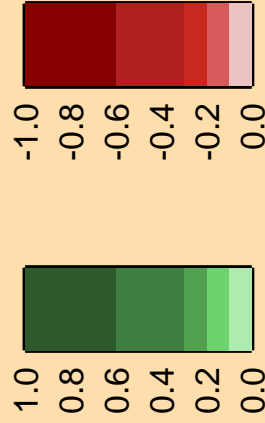
4

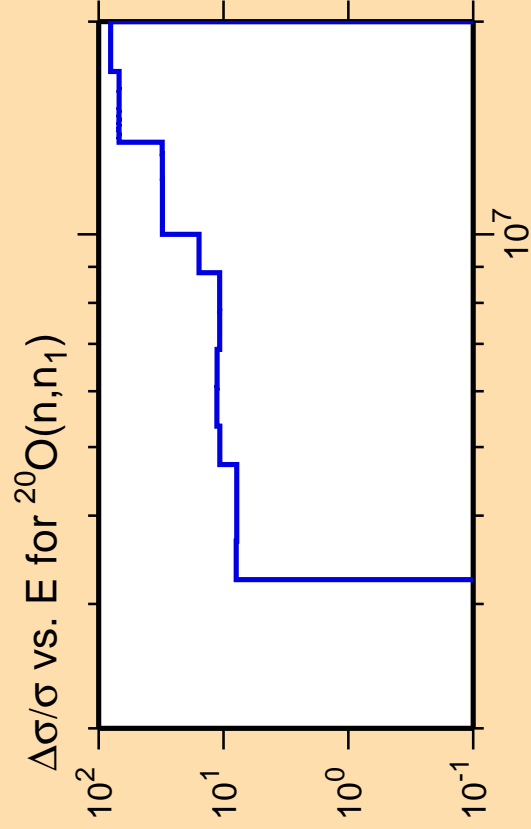
2

0




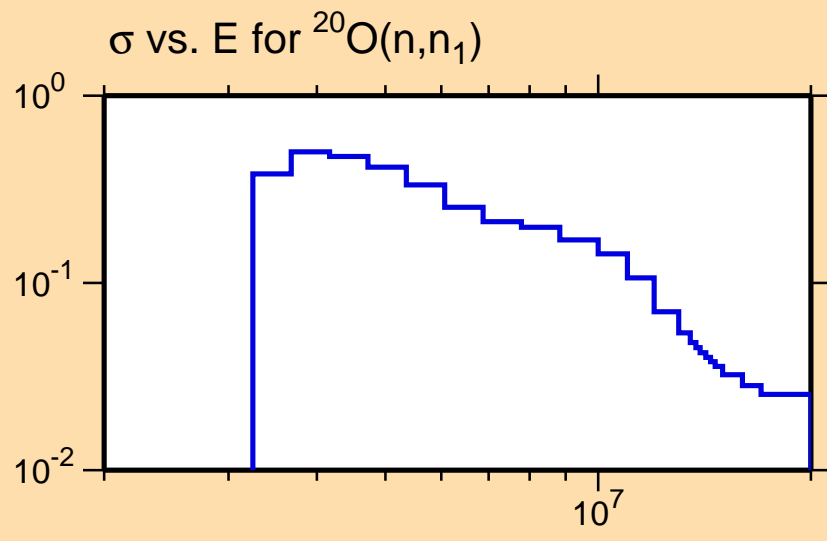
Correlation Matrix





Ordinate scales are % relative standard deviation and barns.

Abscissa scales are energy (eV).



Correlation Matrix



$\Delta\sigma/\sigma$ vs. E for $^{20}\text{O}(n,n_{\text{cont}})$


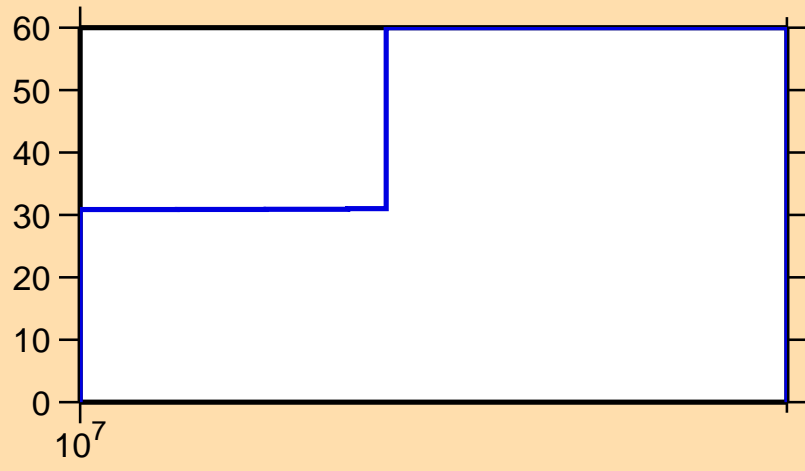


Ordinate scale is %
relative standard deviation.

Abscissa scales are energy (eV).

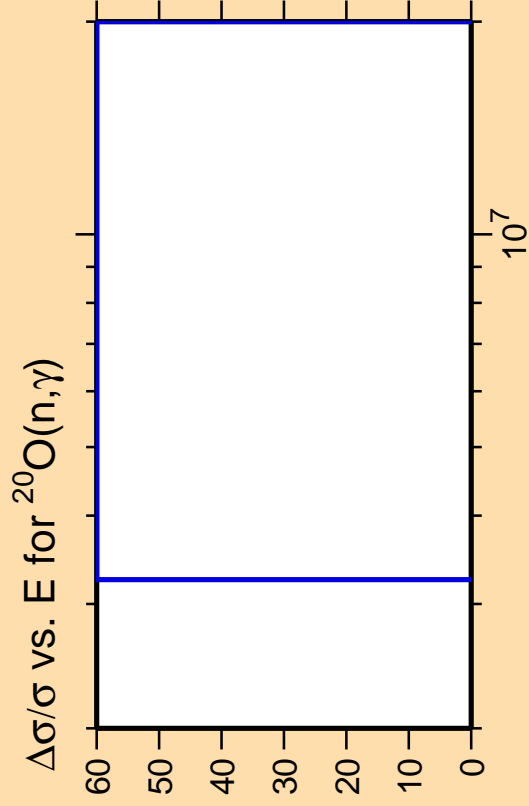
Warning: some uncertainty
data were suppressed.

$\Delta\sigma/\sigma$ vs. E for $^{20}\text{O}(n,n_1)$



Correlation Matrix

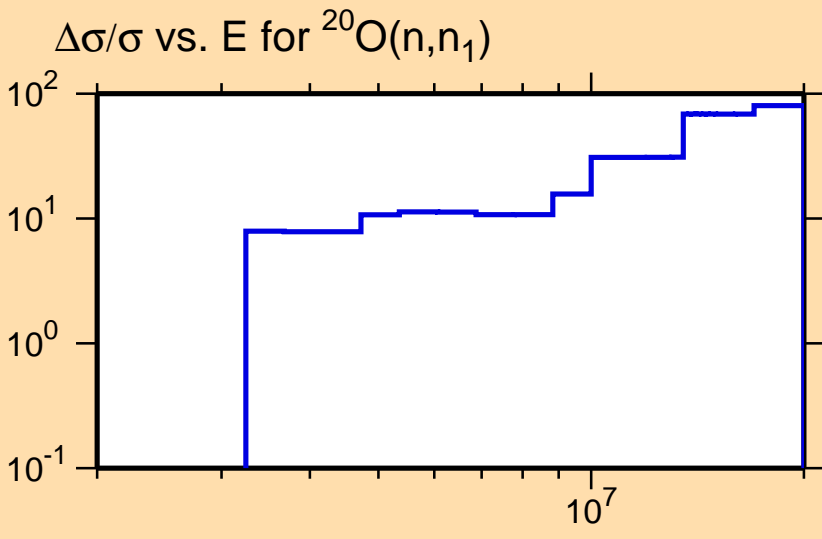





Ordinate scale is %
relative standard deviation.

Abscissa scales are energy (eV).

Warning: some uncertainty
data were suppressed.



$\Delta\sigma/\sigma$ vs. E for $^{20}\text{O}(n,n_1)$



Correlation Matrix



$\Delta\sigma/\sigma$ vs. E for $^{20}\text{O}(n,p)$

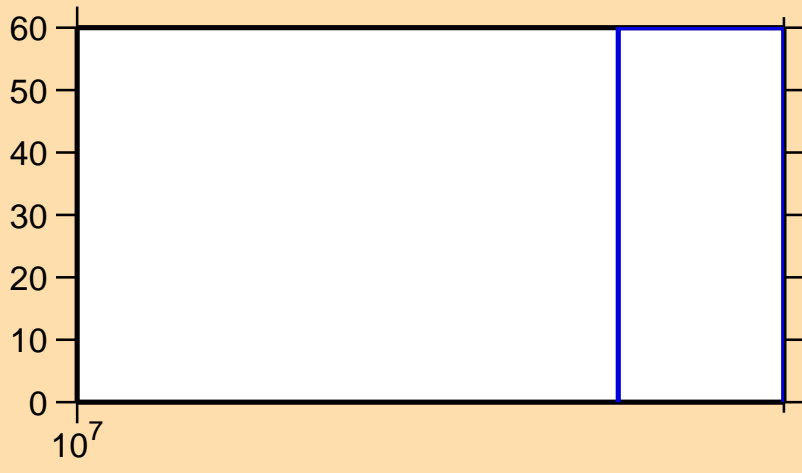


Ordinate scale is %
relative standard deviation.


Abscissa scales are energy (eV).

Warning: some uncertainty
data were suppressed.

$\Delta\sigma/\sigma$ vs. E for $^{20}\text{O}(n,n_1)$



10^7

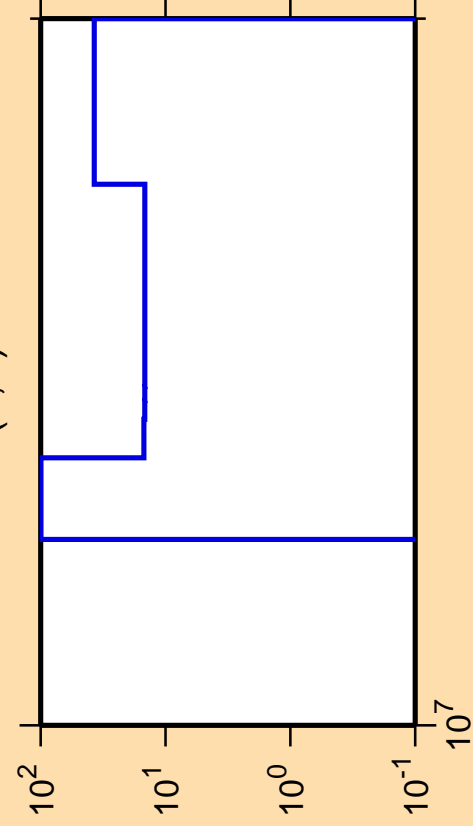


Correlation Matrix



-1.0
-0.8
-0.6
-0.4
-0.2
0.0

$\Delta\sigma/\sigma$ vs. E for $^{20}\text{O}(n,\alpha)$


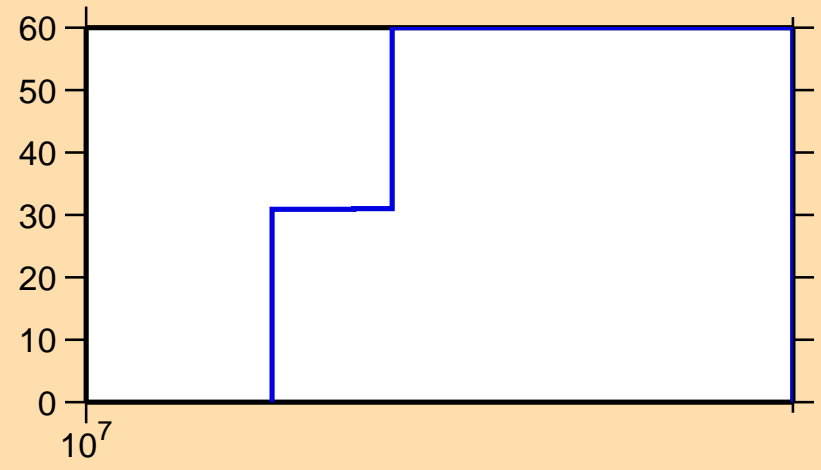


Ordinate scale is %
relative standard deviation.

Abscissa scales are energy (eV).

Warning: some uncertainty
data were suppressed.

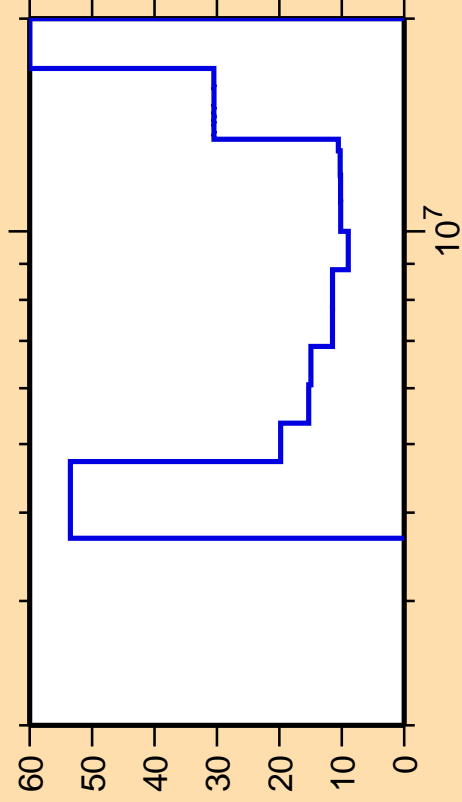
$\Delta\sigma/\sigma$ vs. E for $^{20}\text{O}(n,n_1)$



Correlation Matrix



$\Delta\sigma/\sigma$ vs. E for $^{20}\text{O}(n,n_2)$


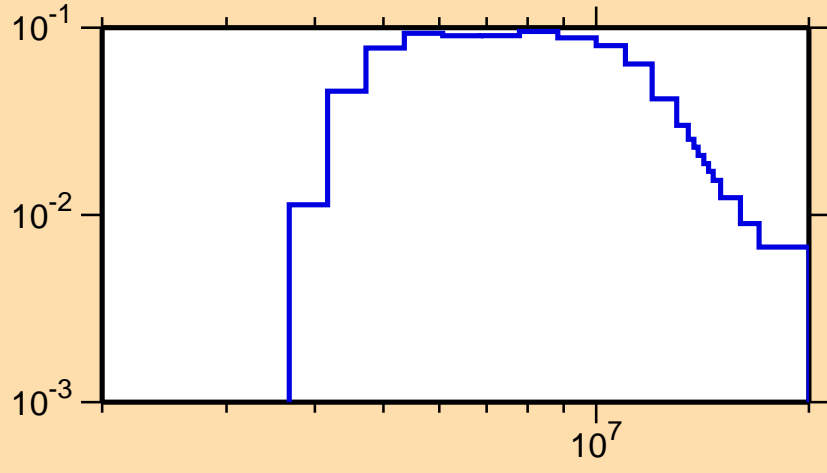


Ordinate scales are % relative standard deviation and barns.

Abscissa scales are energy (eV).

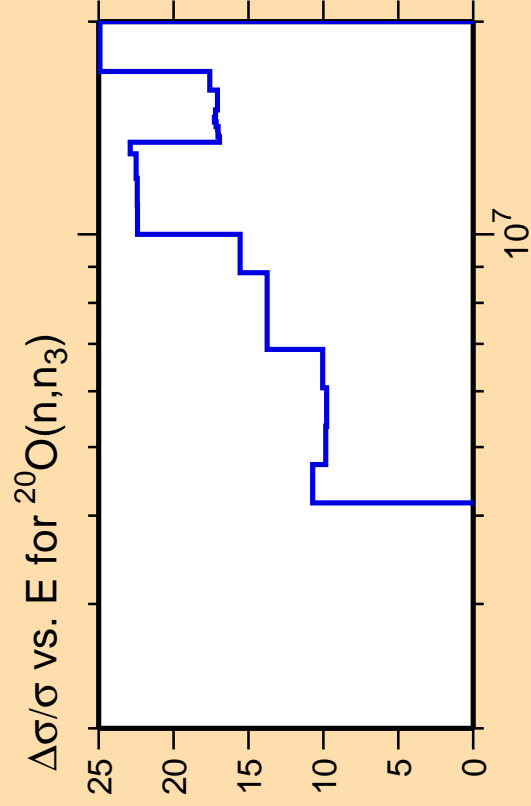
Warning: some uncertainty data were suppressed.

σ vs. E for $^{20}\text{O}(n,n_2)$




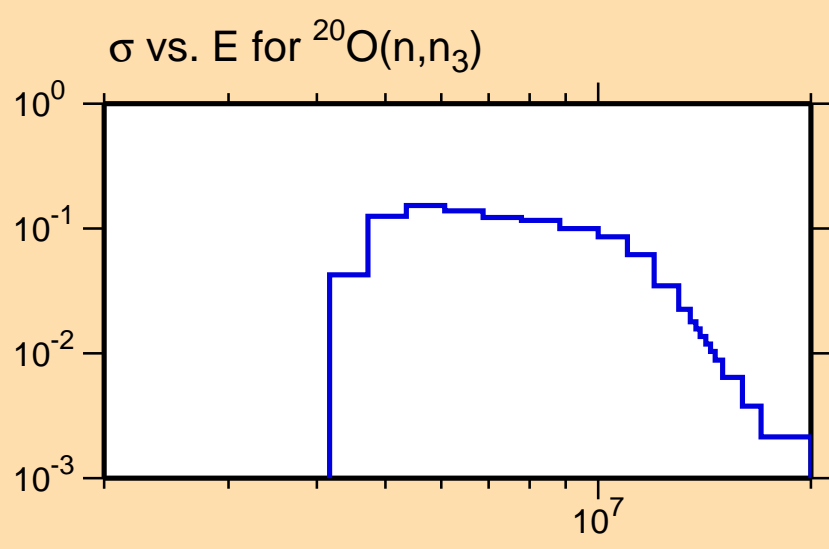
Correlation Matrix





Ordinate scales are % relative standard deviation and barns.

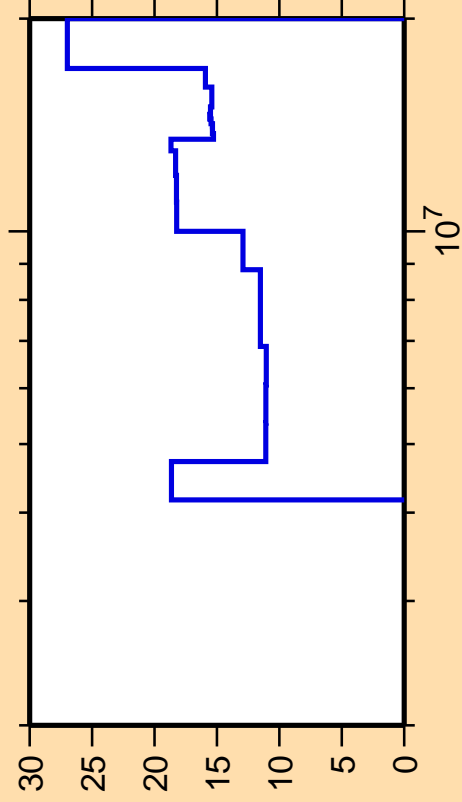
Abscissa scales are energy (eV).



Correlation Matrix




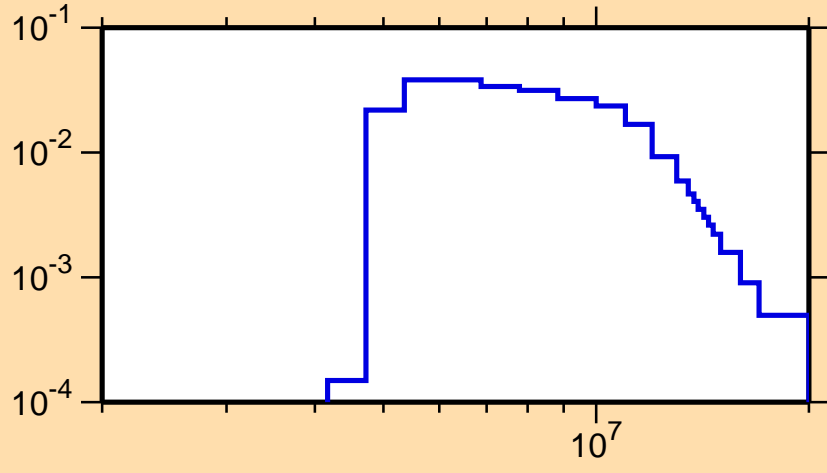
$\Delta\sigma/\sigma$ vs. E for $^{20}\text{O}(n,n_4)$



Ordinate scales are % relative standard deviation and barns.

Abscissa scales are energy (eV).

σ vs. E for $^{20}\text{O}(n,n_4)$



Correlation Matrix




$\Delta\sigma/\sigma$ vs. E for $^{20}\text{O}(n,n\text{cont.})$



Ordinate scales are % relative standard deviation and barns.

Abscissa scales are energy (eV).

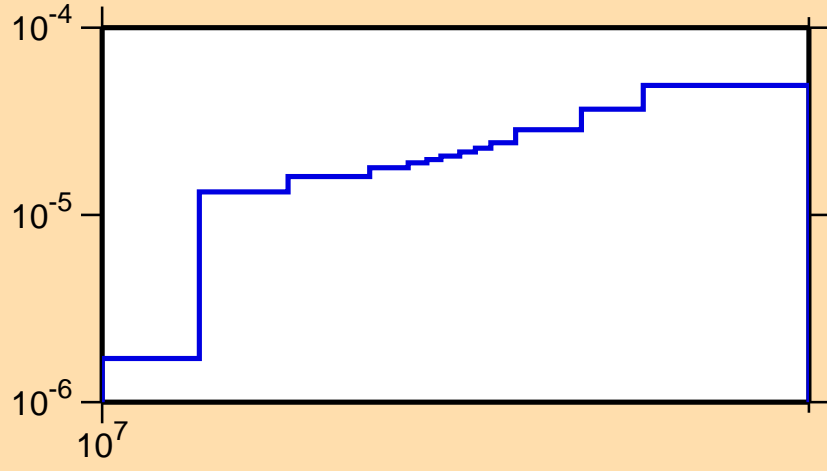
Warning: some uncertainty data were suppressed.



Correlation Matrix



σ vs. E for $^{20}\text{O}(n,n\text{cont.})$



$\Delta\sigma/\sigma$ vs. E for $^{20}\text{O}(n,\gamma)$




Ordinate scale is %
relative standard deviation.

Abscissa scales are energy (eV).

Warning: some uncertainty
data were suppressed.

$\Delta\sigma/\sigma$ vs. E for $^{20}\text{O}(n,n\text{cont.})$



Correlation Matrix



$\Delta\sigma/\sigma$ vs. E for $^{20}\text{O}(n,p)$

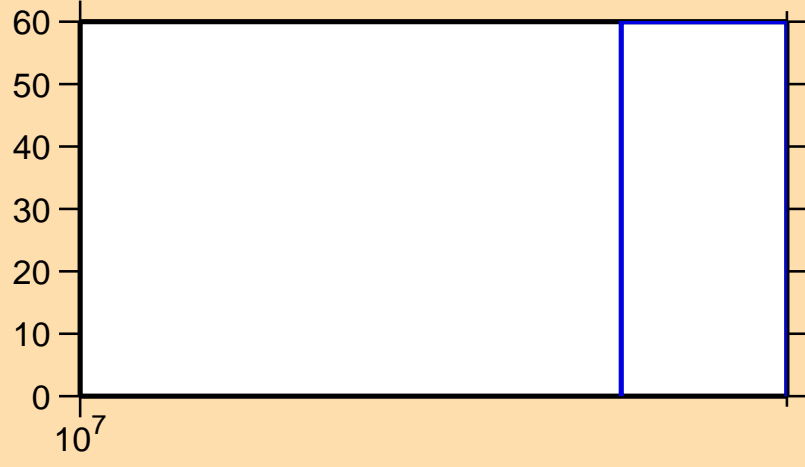


Ordinate scale is %
relative standard deviation.


Abscissa scales are energy (eV).

Warning: some uncertainty
data were suppressed.

$\Delta\sigma/\sigma$ vs. E for $^{20}\text{O}(n,ncont.)$



10^7

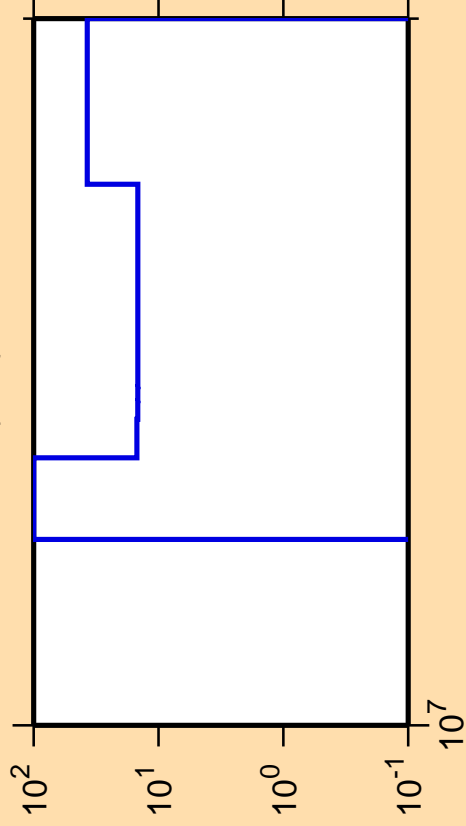


Correlation Matrix



-1.0
-0.8
-0.6
-0.4
-0.2
0.0

$\Delta\sigma/\sigma$ vs. E for $^{20}\text{O}(n,\alpha)$


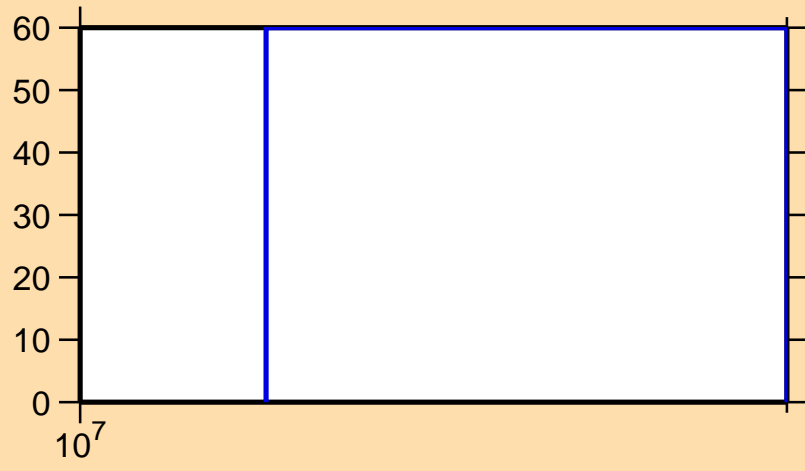


Ordinate scale is %
relative standard deviation.

Abscissa scales are energy (eV).

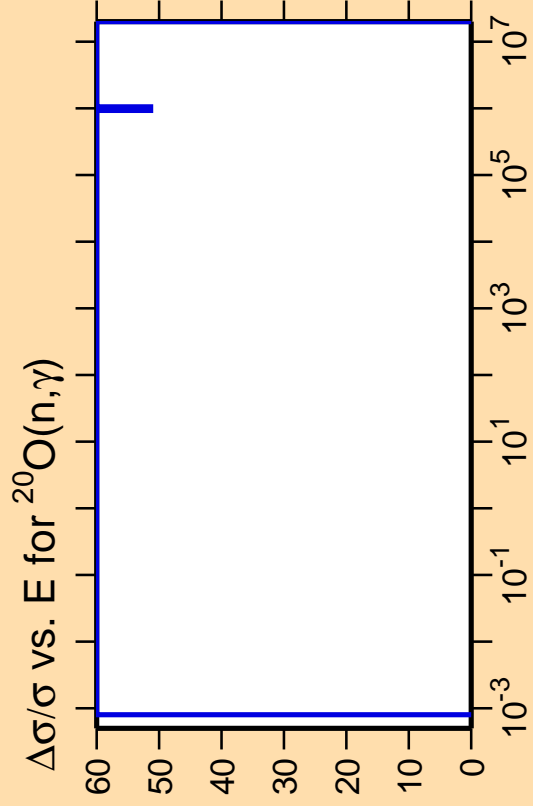
Warning: some uncertainty
data were suppressed.

$\Delta\sigma/\sigma$ vs. E for $^{20}\text{O}(n,n\text{cont.})$



Correlation Matrix


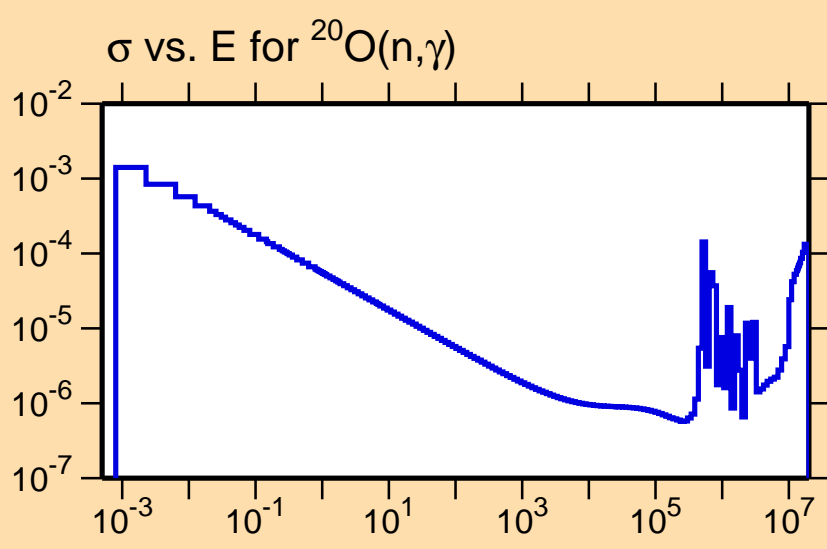




Ordinate scales are % relative standard deviation and barns.

Abscissa scales are energy (eV).

Warning: some uncertainty data were suppressed.



Correlation Matrix



$\Delta\sigma/\sigma$ vs. E for $^{20}\text{O}(n,p)$

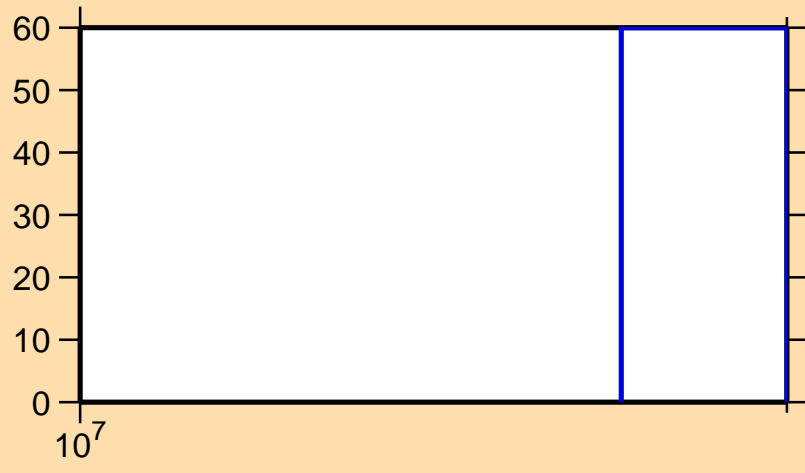


Ordinate scale is %
relative standard deviation.


Abscissa scales are energy (eV).

Warning: some uncertainty
data were suppressed.

$\Delta\sigma/\sigma$ vs. E for $^{20}\text{O}(n,\gamma)$



10^7

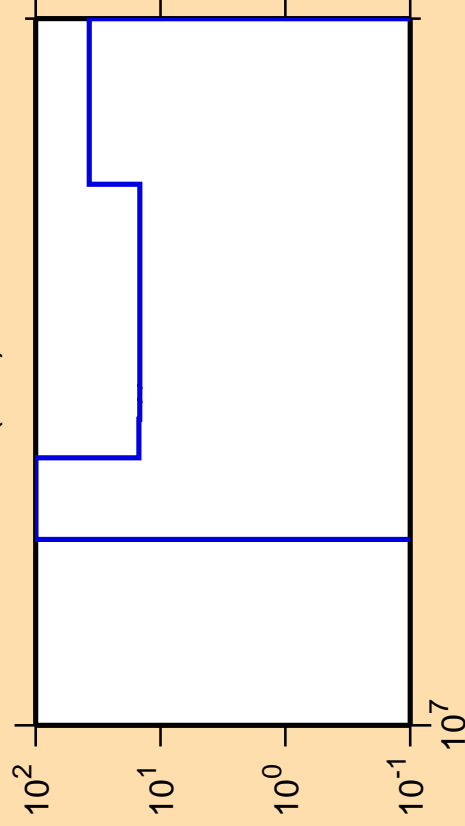


Correlation Matrix



-1.0
-0.8
-0.6
-0.4
-0.2
0.0

$\Delta\sigma/\sigma$ vs. E for $^{20}\text{O}(n,\alpha)$




Ordinate scale is %
relative standard deviation.

Abscissa scales are energy (eV).

Warning: some uncertainty
data were suppressed.

$\Delta\sigma/\sigma$ vs. E for $^{20}\text{O}(n,\gamma)$



Correlation Matrix



$\Delta\sigma/\sigma$ vs. E for $^{20}\text{O}(n,p)$

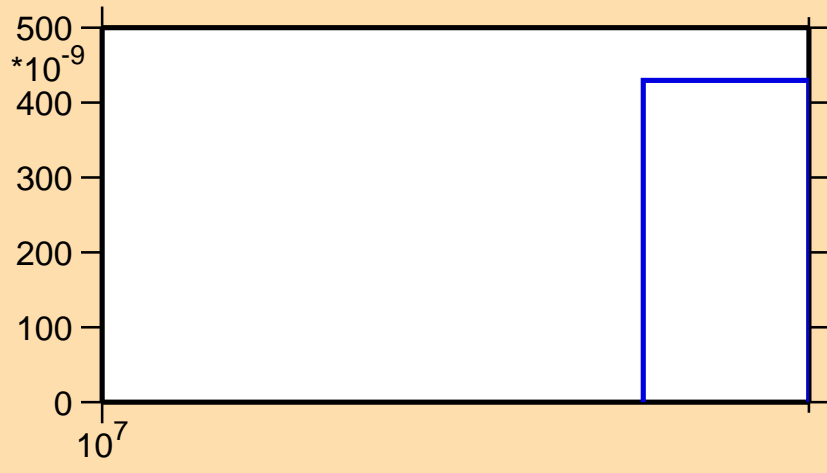


Ordinate scales are % relative standard deviation and barns.


Abscissa scales are energy (eV).

Warning: some uncertainty data were suppressed.

σ vs. E for $^{20}\text{O}(n,p)$




10^7



Correlation Matrix



$\Delta\sigma/\sigma$ vs. E for $^{20}\text{O}(n,\alpha)$


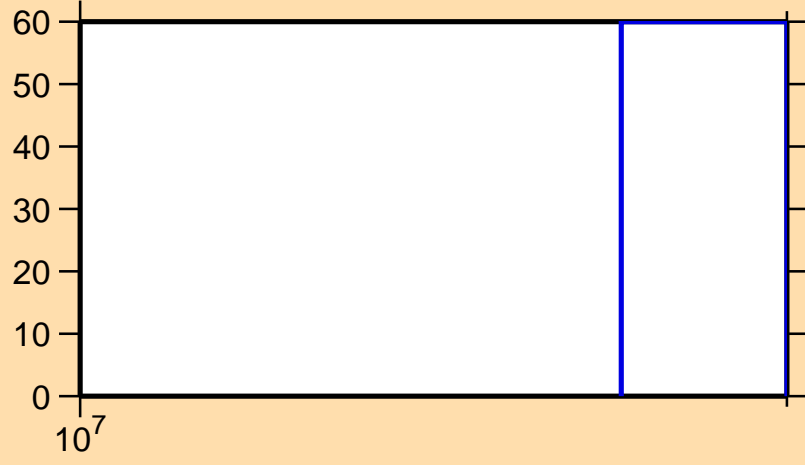


Ordinate scale is %
relative standard deviation.

Abscissa scales are energy (eV).

Warning: some uncertainty
data were suppressed.

$\Delta\sigma/\sigma$ vs. E for $^{20}\text{O}(n,p)$



Correlation Matrix



$\Delta\sigma/\sigma$ vs. E for $^{20}\text{O}(n,d)$


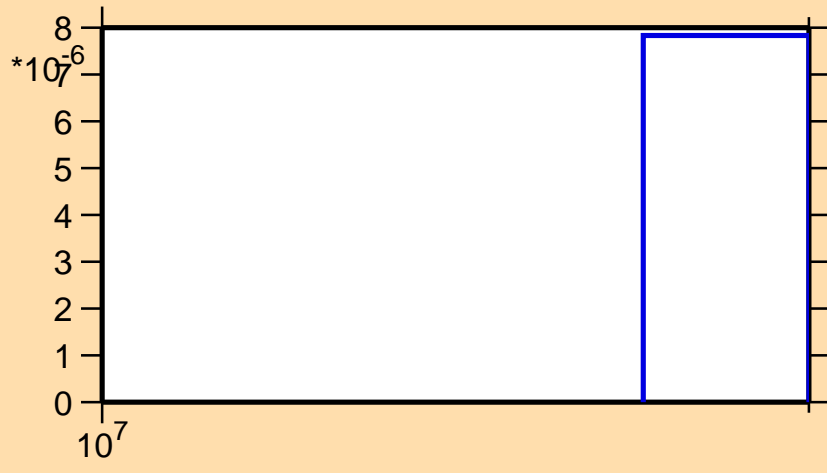


Ordinate scales are % relative standard deviation and barns.

Abscissa scales are energy (eV).

Warning: some uncertainty data were suppressed.

σ vs. E for $^{20}\text{O}(n,d)$



Correlation Matrix



$\Delta\sigma/\sigma$ vs. E for $^{20}\text{O}(n,t)$

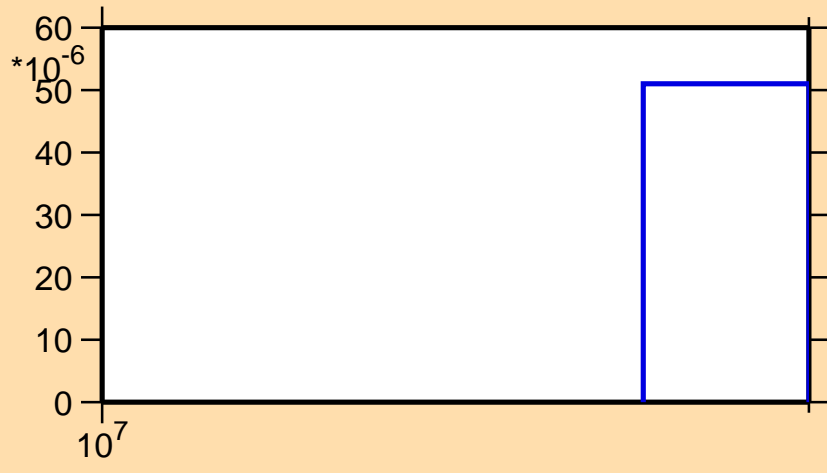


Ordinate scales are % relative standard deviation and barns.


Abscissa scales are energy (eV).

Warning: some uncertainty data were suppressed.

σ vs. E for $^{20}\text{O}(n,t)$



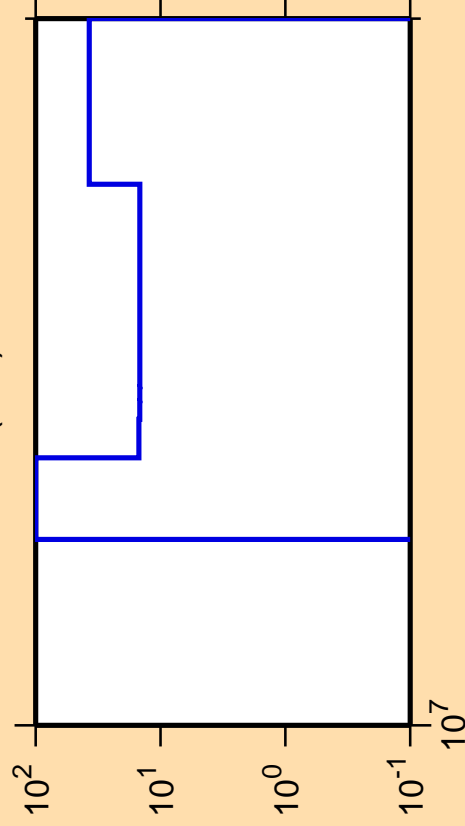
10^7



Correlation Matrix



$\Delta\sigma/\sigma$ vs. E for $^{20}\text{O}(n,\alpha)$

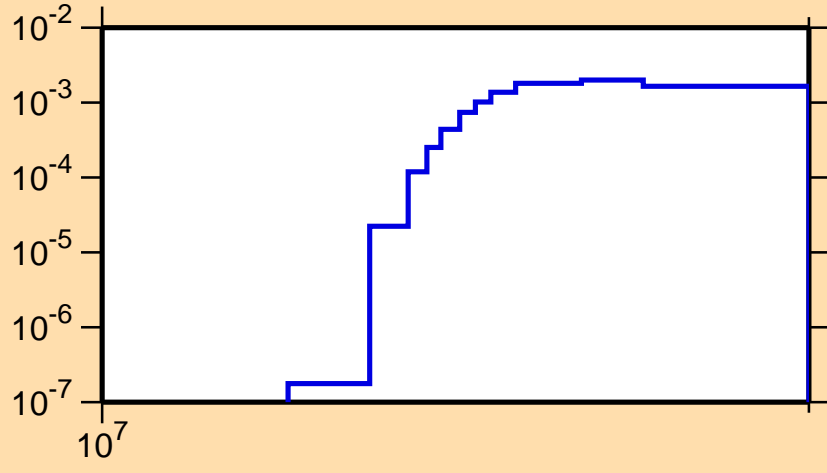


Ordinate scales are % relative standard deviation and barns.

Abscissa scales are energy (eV).


Warning: some uncertainty data were suppressed.

σ vs. E for $^{20}\text{O}(n,\alpha)$



10^7

10^7



Correlation Matrix



-1.0
-0.8
-0.6
-0.4
-0.2
0.0