
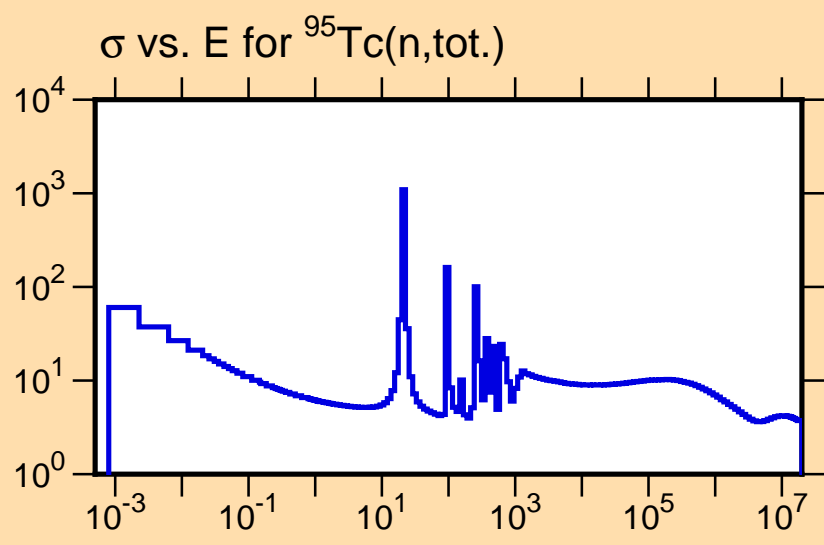
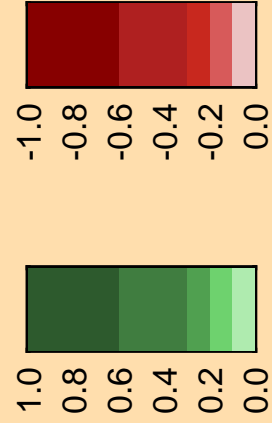


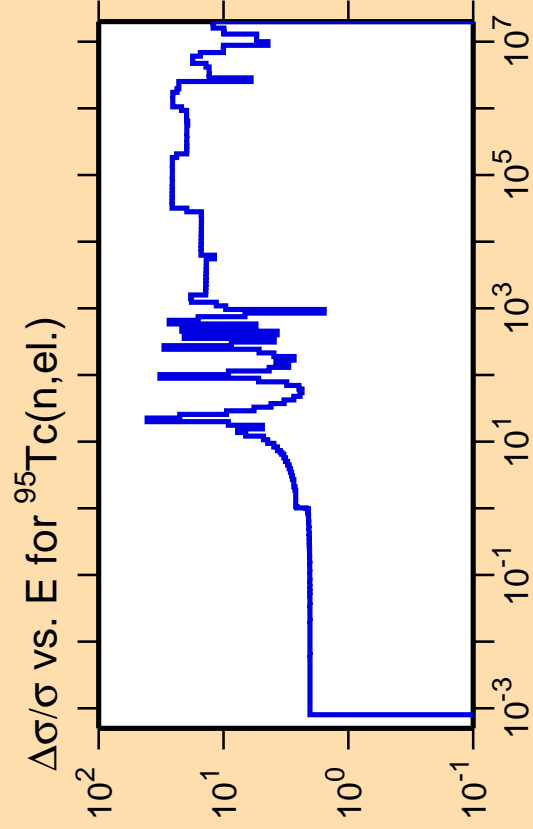
Ordinate scales are % relative standard deviation and barns.

Abscissa scales are energy (eV).




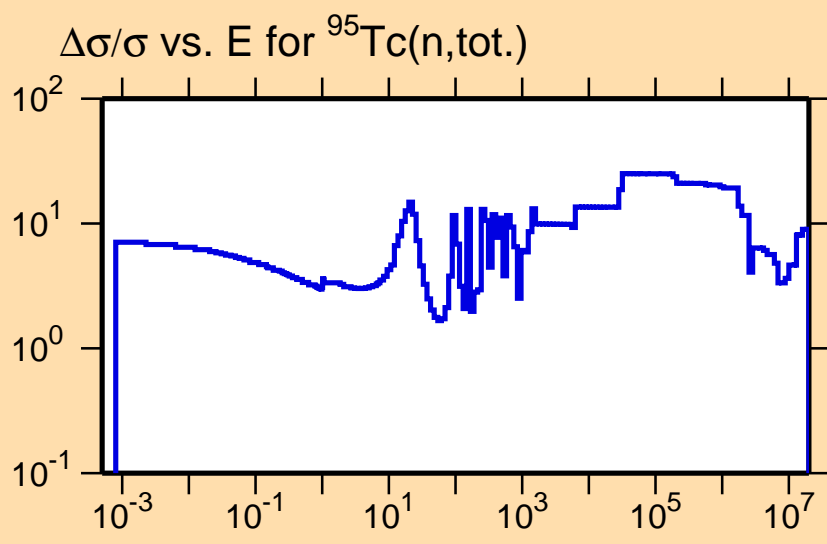
Correlation Matrix





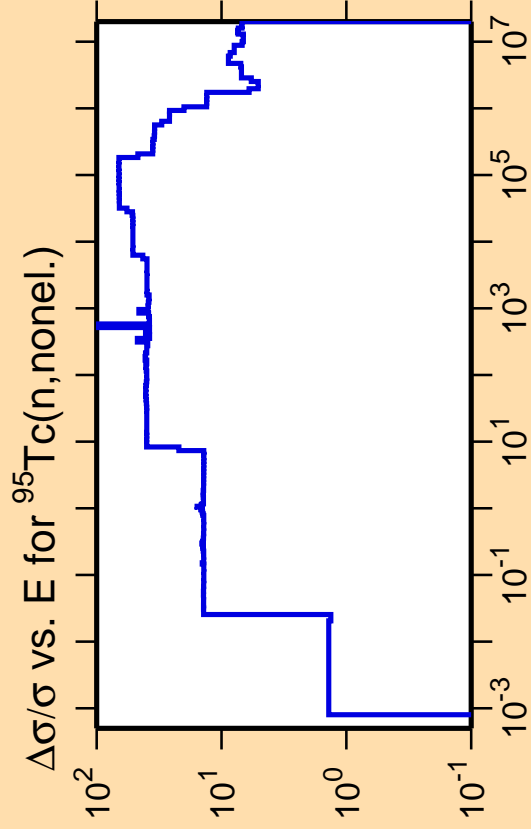
Ordinate scale is %  
relative standard deviation.

Abscissa scales are energy (eV).



Correlation Matrix


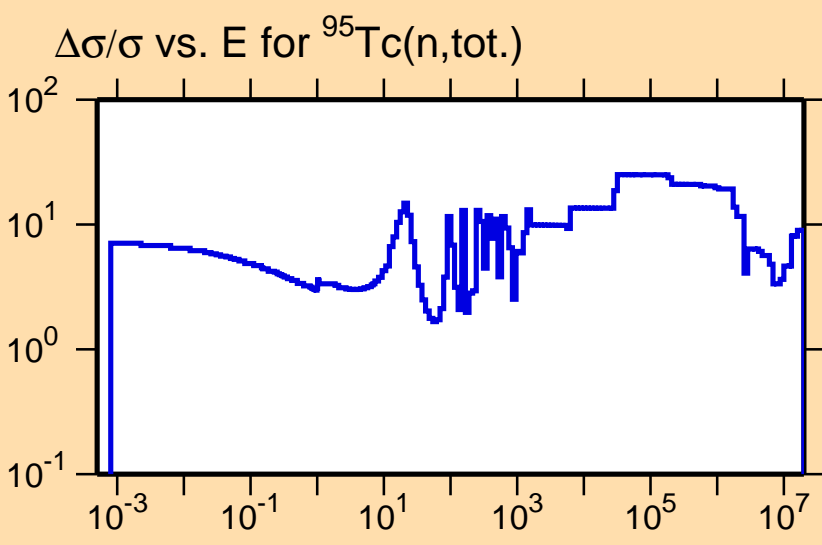




Ordinate scale is %  
relative standard deviation.

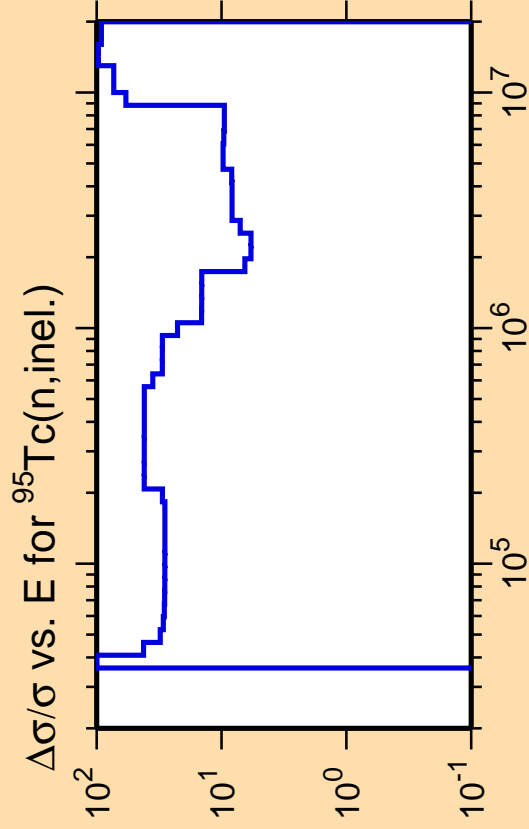
Abscissa scales are energy (eV).

Warning: some uncertainty  
data were suppressed.



Correlation Matrix



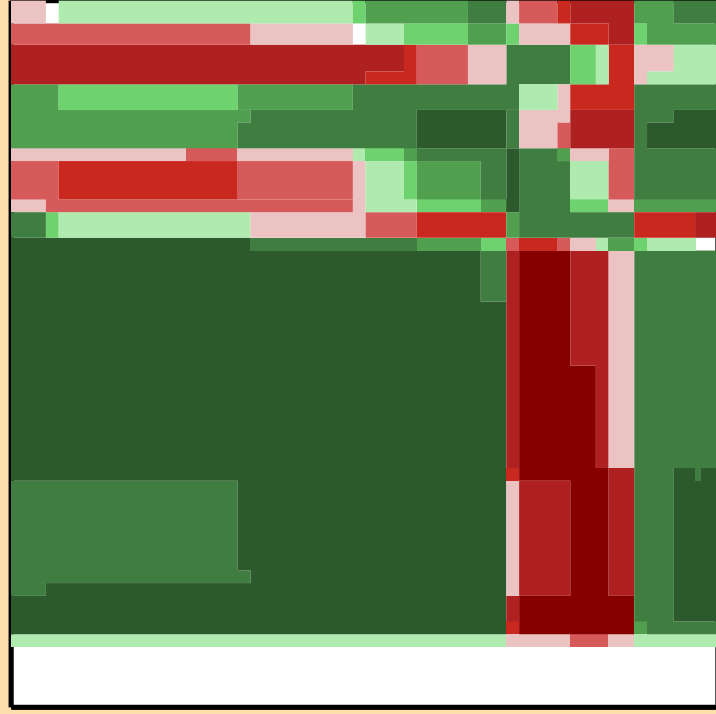
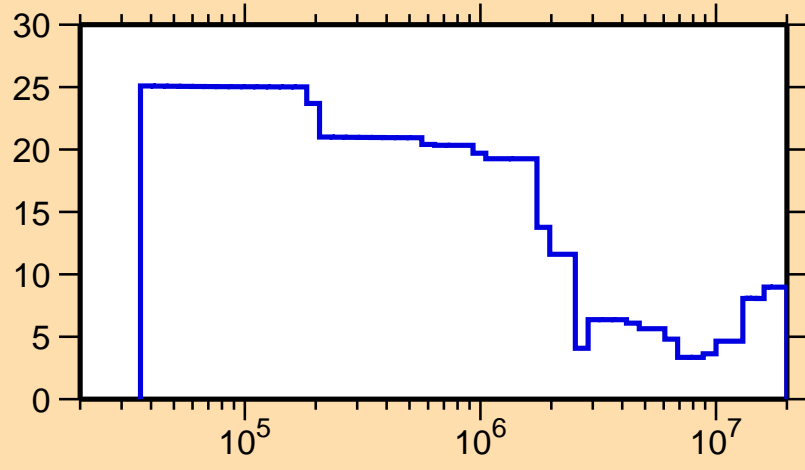


Ordinate scale is %  
relative standard deviation.

Abscissa scales are energy (eV).

Warning: some uncertainty  
data were suppressed.

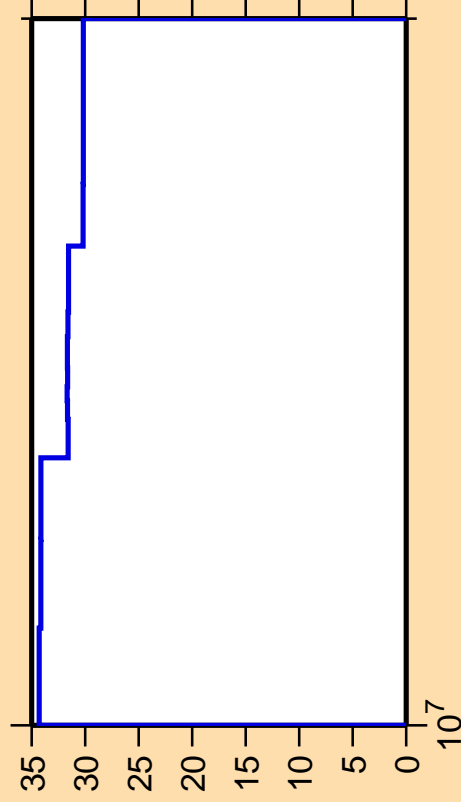
$\Delta\sigma/\sigma$  vs. E for  $^{95}\text{Tc}(n,\text{tot.})$



Correlation Matrix




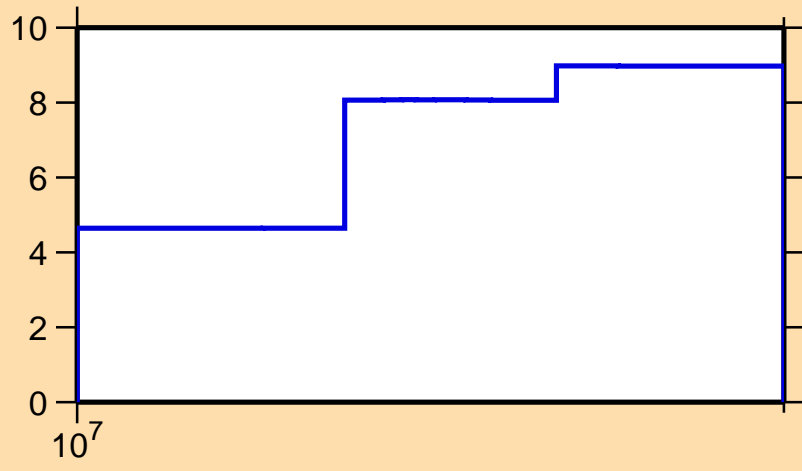
$\Delta\sigma/\sigma$  vs. E for  $^{95}\text{Tc}(n,2n)$



Ordinate scale is %  
relative standard deviation.

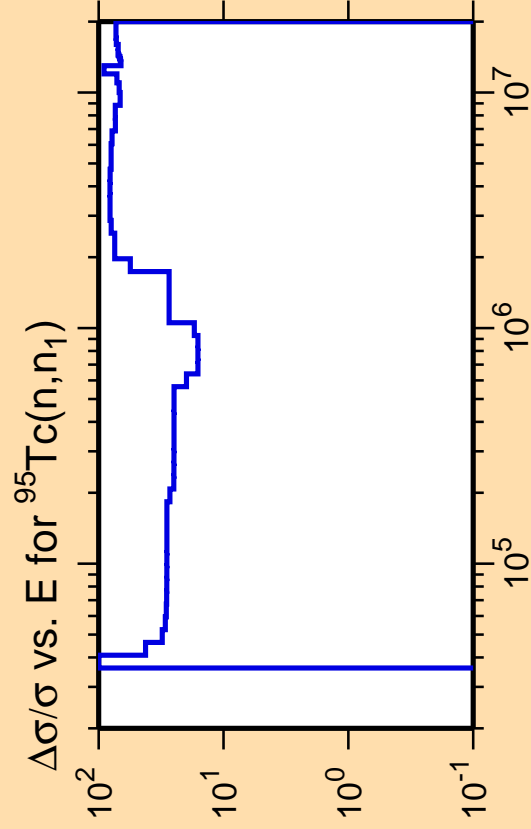
Abscissa scales are energy (eV).

$\Delta\sigma/\sigma$  vs. E for  $^{95}\text{Tc}(n,\text{tot.})$



Correlation Matrix




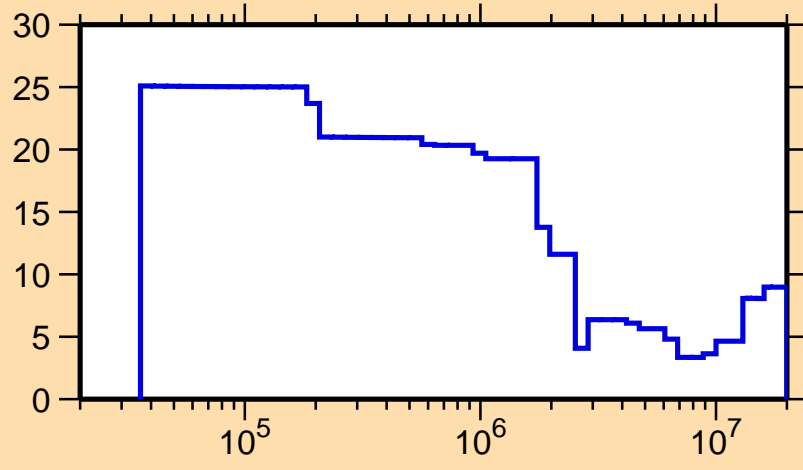


Ordinate scale is %  
relative standard deviation.

Abscissa scales are energy (eV).

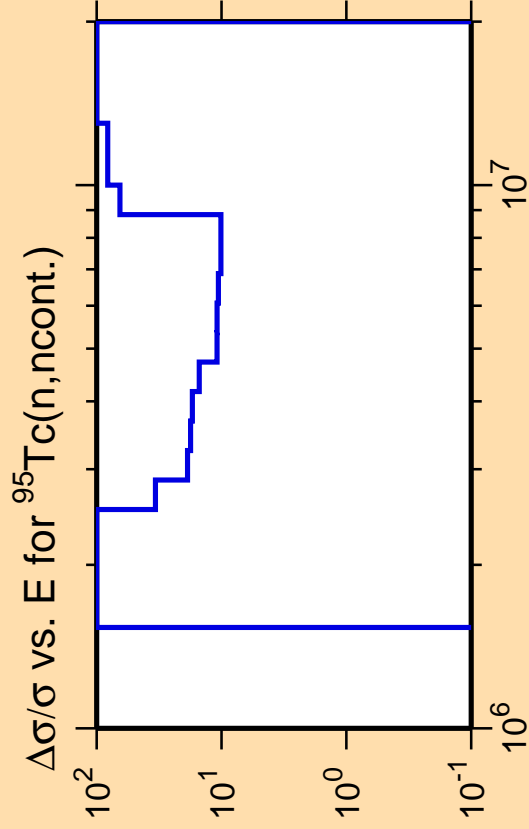
Warning: some uncertainty  
data were suppressed.

$\Delta\sigma/\sigma$  vs. E for  $^{95}\text{Tc}(n,\text{tot.})$



Correlation Matrix

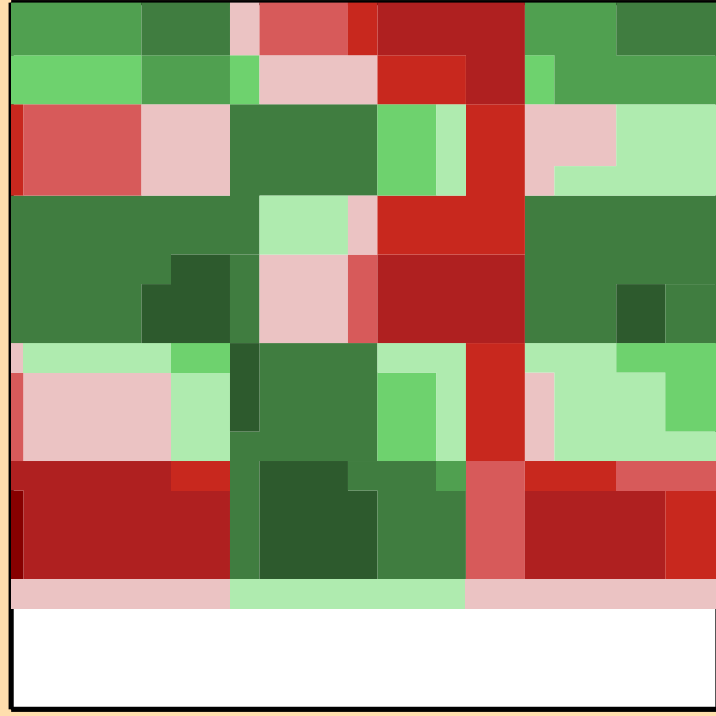
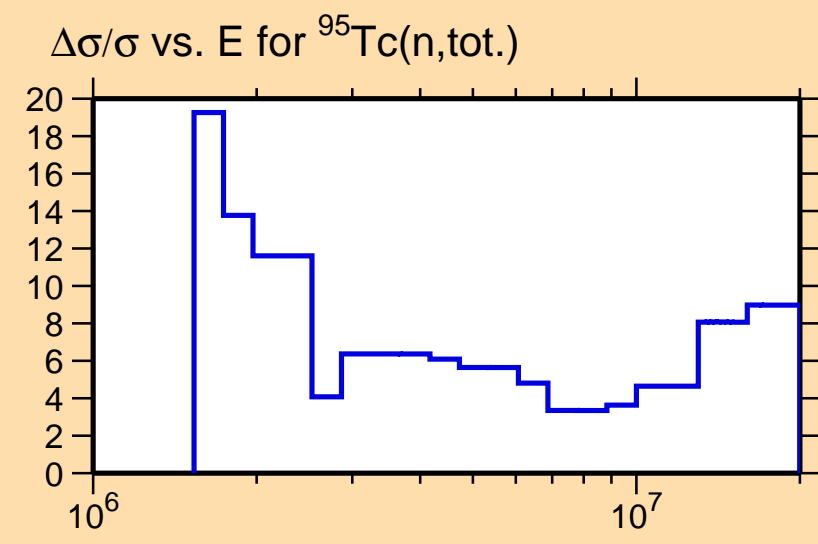




Ordinate scale is %  
relative standard deviation.

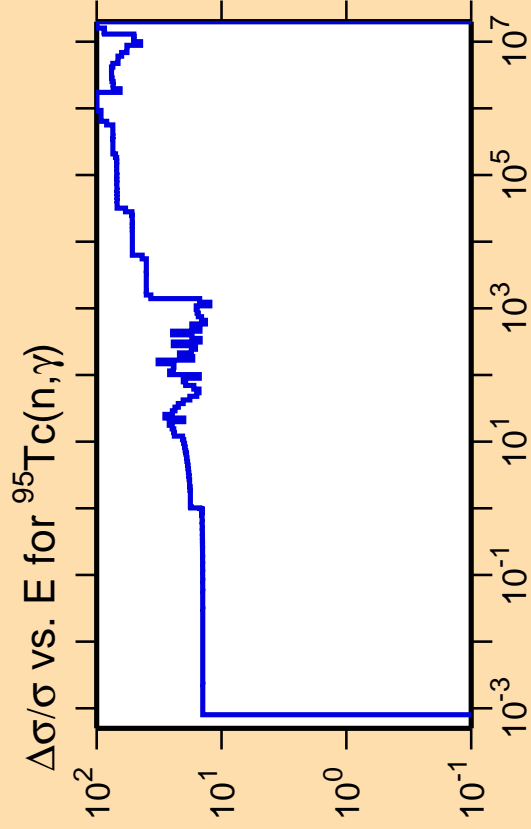
Abscissa scales are energy (eV).

Warning: some uncertainty  
data were suppressed.



Correlation Matrix




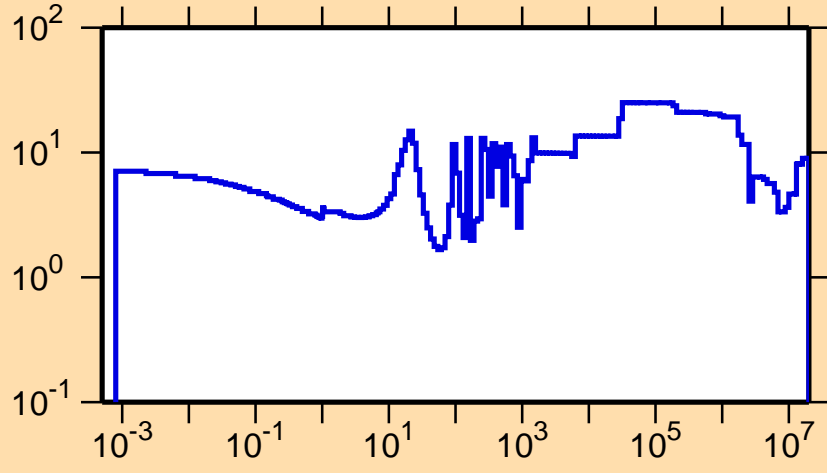


Ordinate scale is %  
relative standard deviation.

Abscissa scales are energy (eV).

Warning: some uncertainty  
data were suppressed.

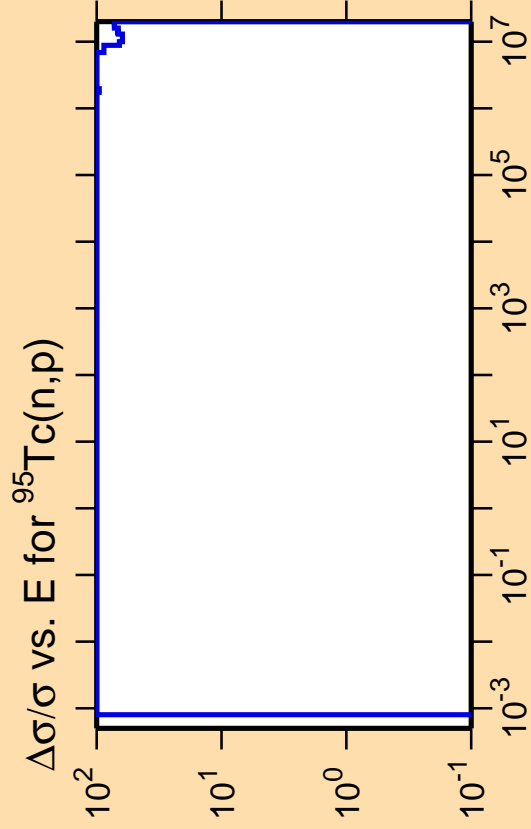
$\Delta\sigma/\sigma$  vs. E for  $^{95}\text{Tc}(n,\text{tot.})$



Correlation Matrix






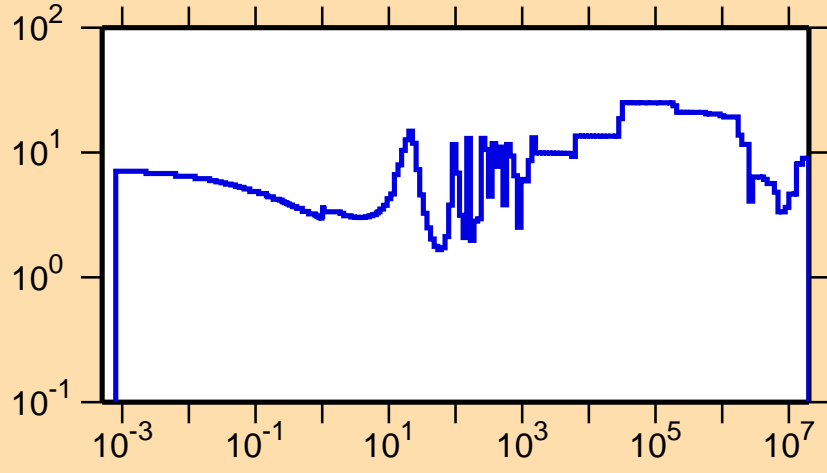


Ordinate scale is %  
relative standard deviation.

Abscissa scales are energy (eV).

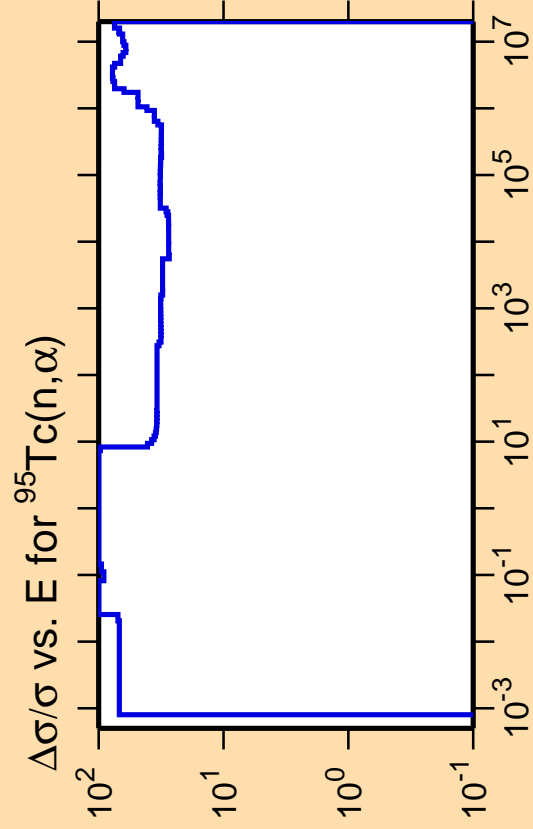
Warning: some uncertainty  
data were suppressed.

$\Delta\sigma/\sigma$  vs. E for  $^{95}\text{Tc}(n,\text{tot.})$



Correlation Matrix




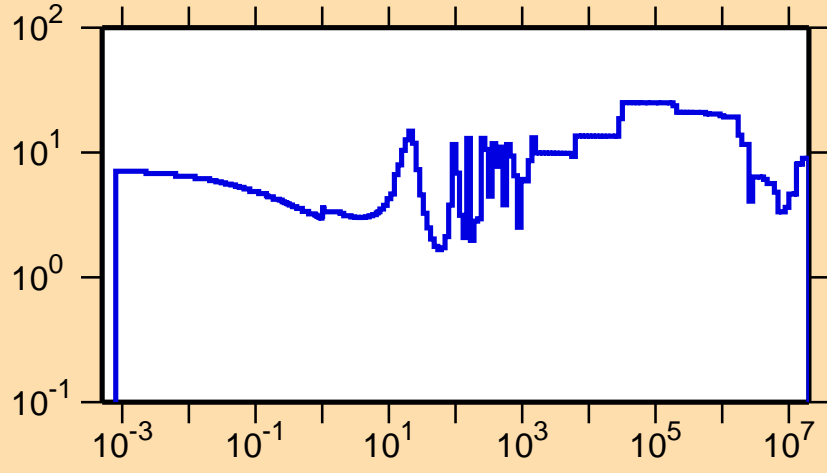


Ordinate scale is %  
relative standard deviation.

Abscissa scales are energy (eV).

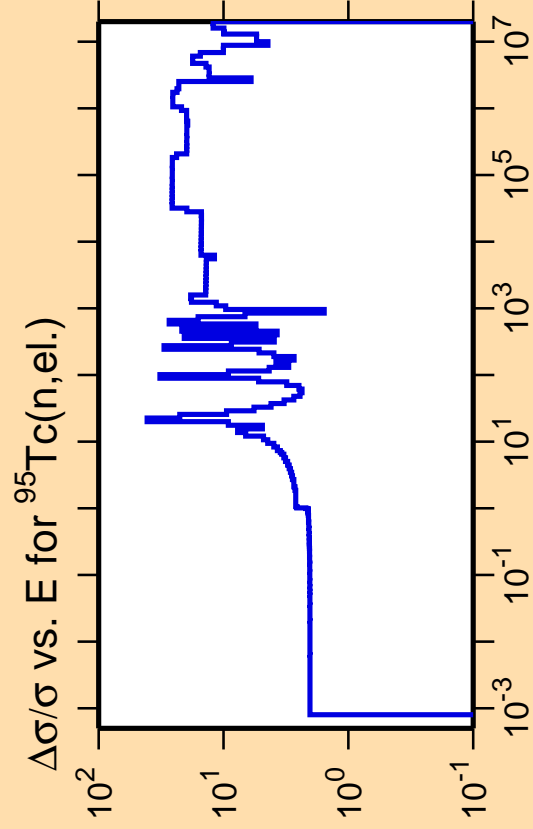
Warning: some uncertainty  
data were suppressed.

$\Delta\sigma/\sigma$  vs. E for  $^{95}\text{Tc}(n,\text{tot.})$




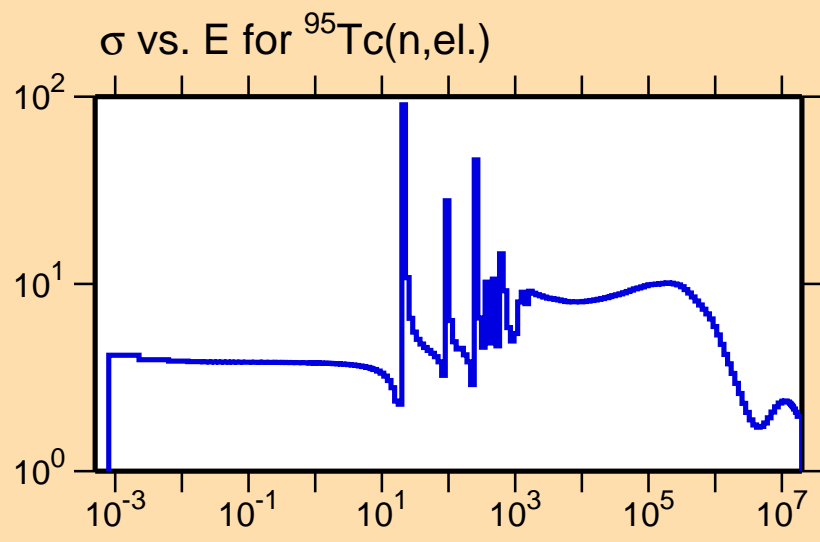
Correlation Matrix





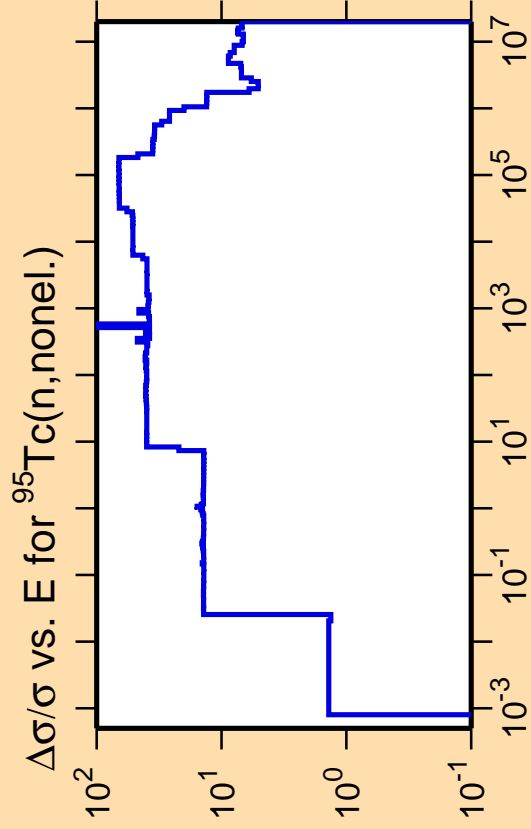
Ordinate scales are % relative standard deviation and barns.

Abscissa scales are energy (eV).



Correlation Matrix




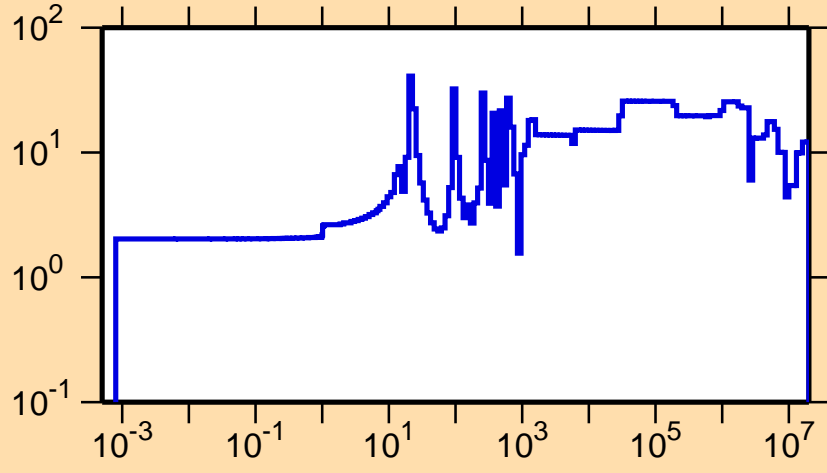


Ordinate scale is %  
relative standard deviation.

Abscissa scales are energy (eV).

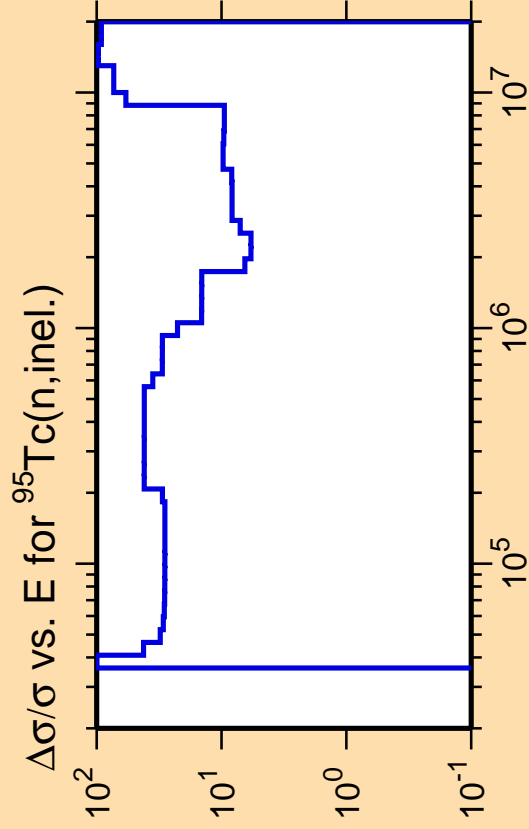
Warning: some uncertainty  
data were suppressed.

$\Delta\sigma/\sigma$  vs. E for  $^{95}\text{Tc}(n,\text{el.})$



Correlation Matrix



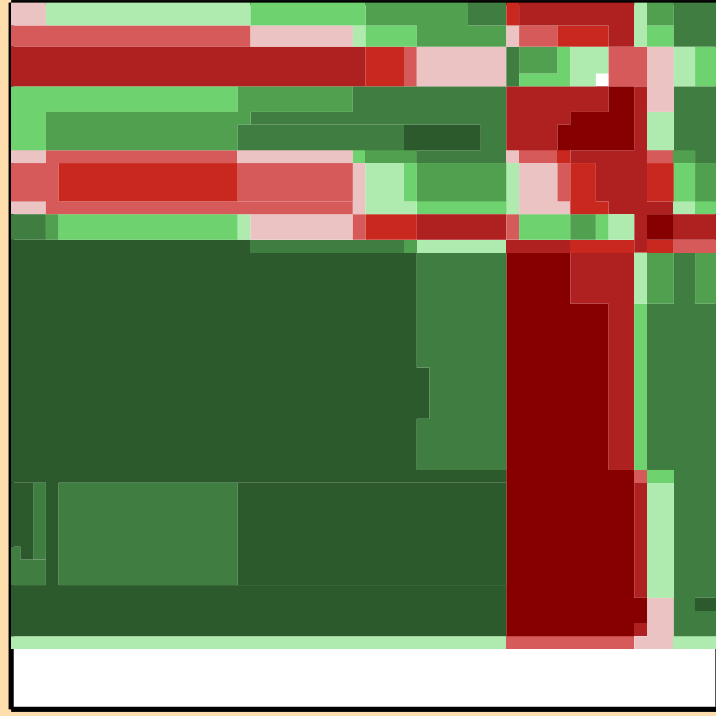
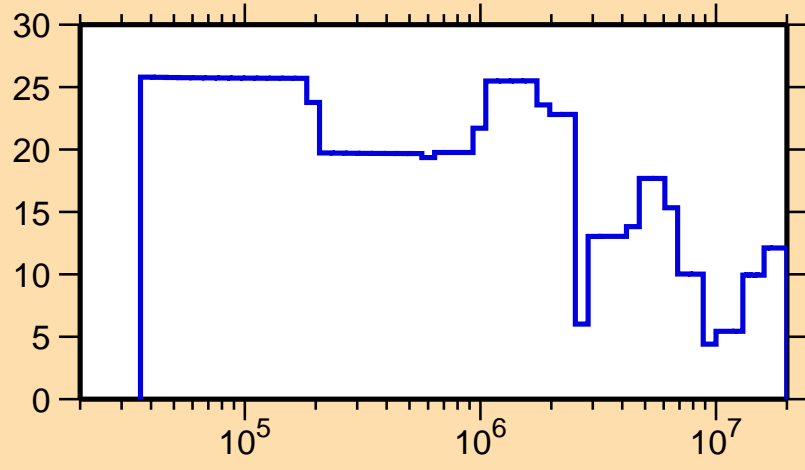


Ordinate scale is %  
relative standard deviation.

Abscissa scales are energy (eV).

Warning: some uncertainty  
data were suppressed.

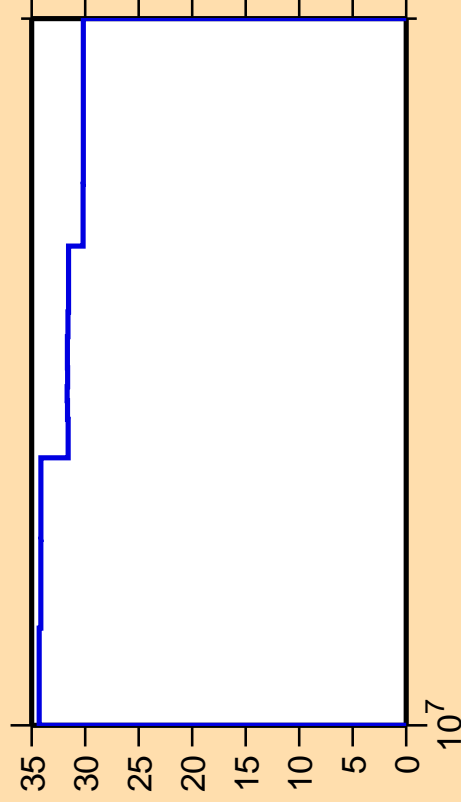
$\Delta\sigma/\sigma$  vs. E for  $^{95}\text{Tc}(n,\text{el.})$



Correlation Matrix




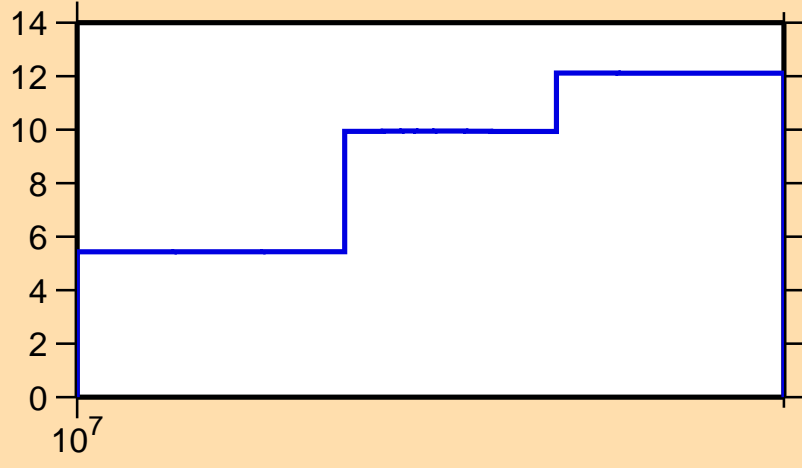
$\Delta\sigma/\sigma$  vs. E for  $^{95}\text{Tc}(n,2n)$



Ordinate scale is %  
relative standard deviation.

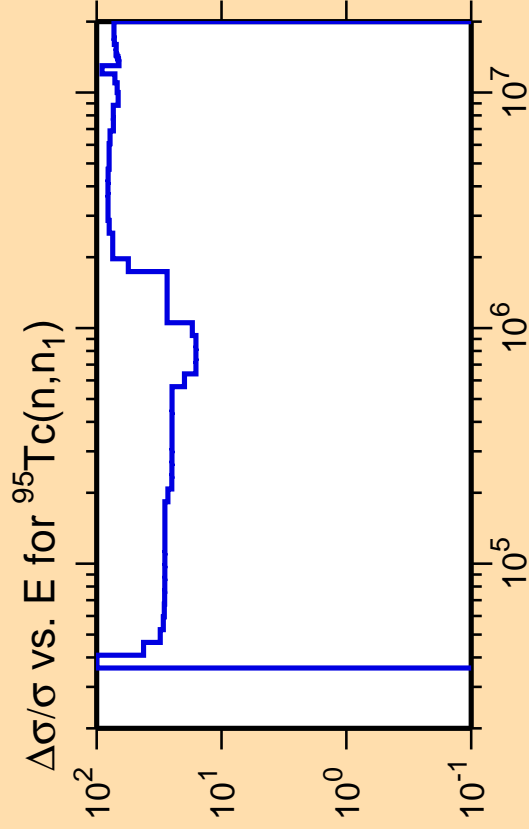
Abscissa scales are energy (eV).

$\Delta\sigma/\sigma$  vs. E for  $^{95}\text{Tc}(n,\text{el.})$



Correlation Matrix



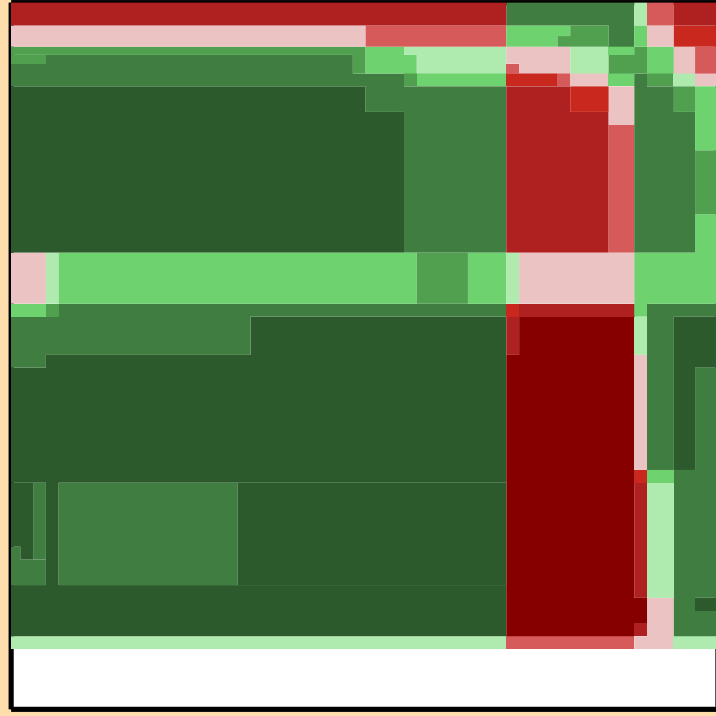
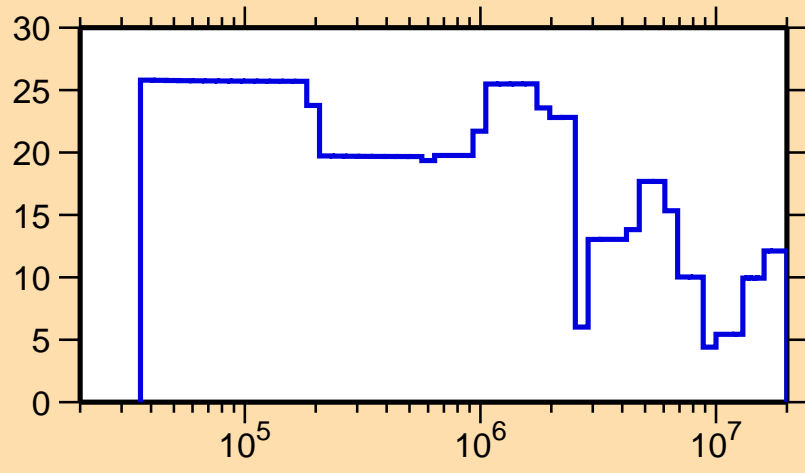


Ordinate scale is %  
relative standard deviation.

Abscissa scales are energy (eV).

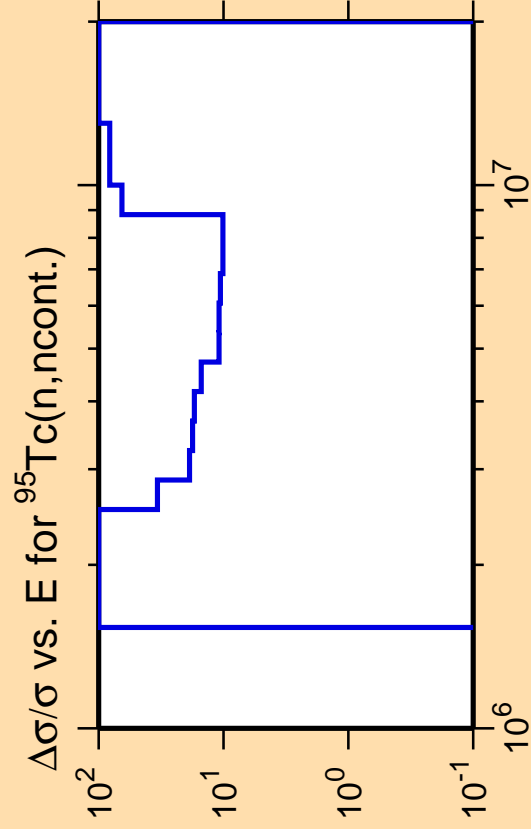
Warning: some uncertainty  
data were suppressed.

$\Delta\sigma/\sigma$  vs. E for  $^{95}\text{Tc}(n,\text{el.})$



Correlation Matrix


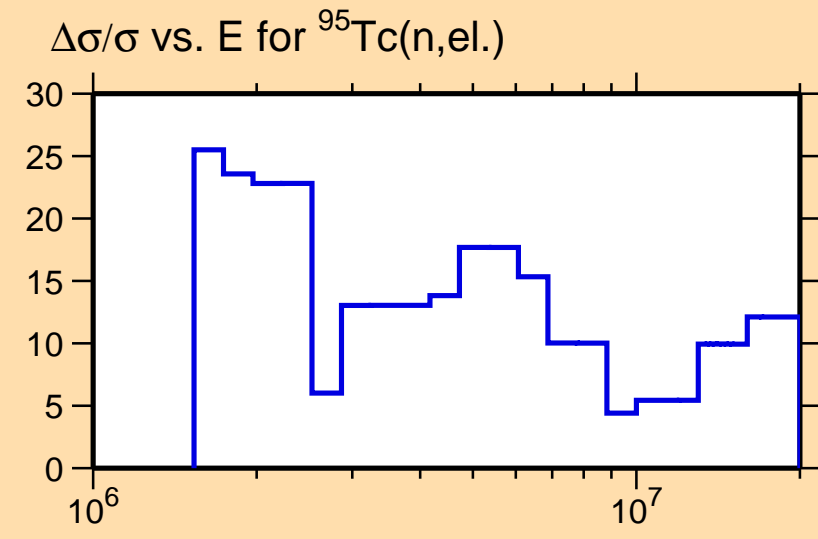




Ordinate scale is %  
relative standard deviation.

Abscissa scales are energy (eV).

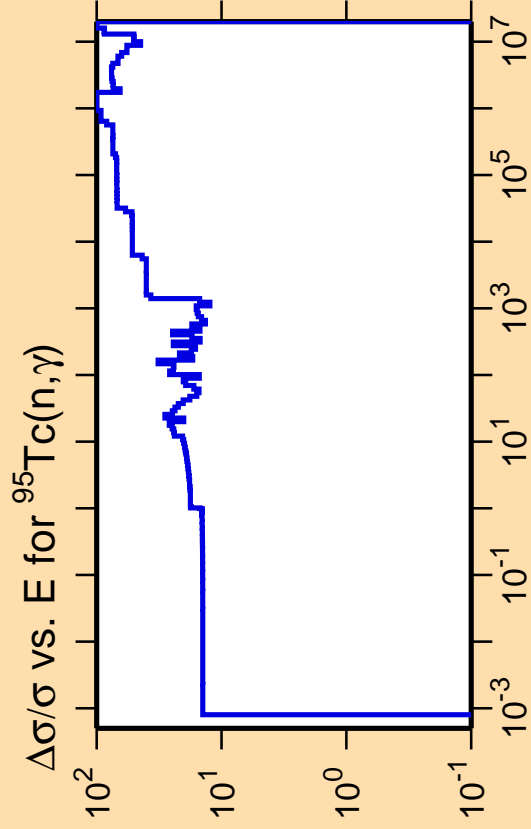
Warning: some uncertainty  
data were suppressed.



Correlation Matrix





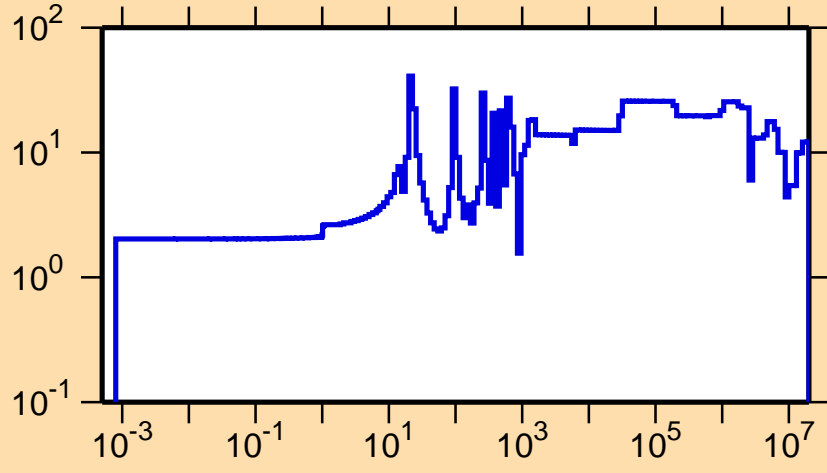


Ordinate scale is %  
relative standard deviation.

Abscissa scales are energy (eV).

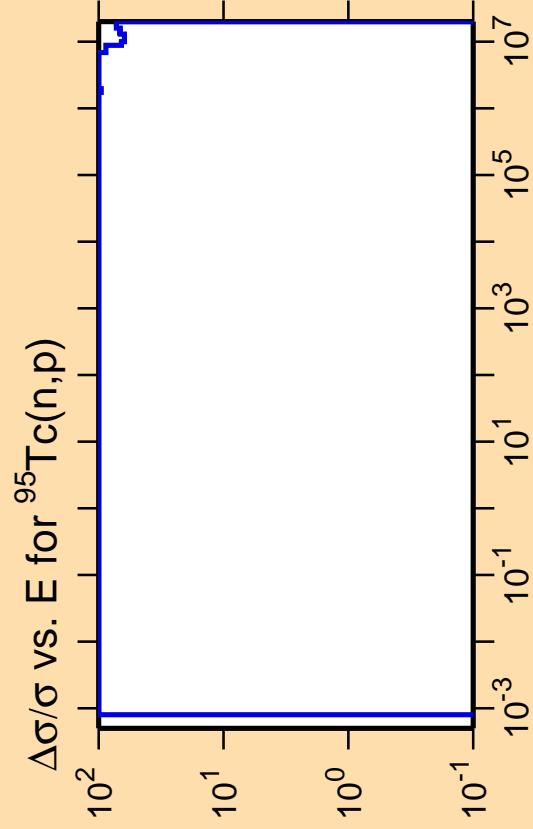
Warning: some uncertainty  
data were suppressed.

$\Delta\sigma/\sigma$  vs. E for  $^{95}\text{Tc}(n,\text{el.})$



Correlation Matrix




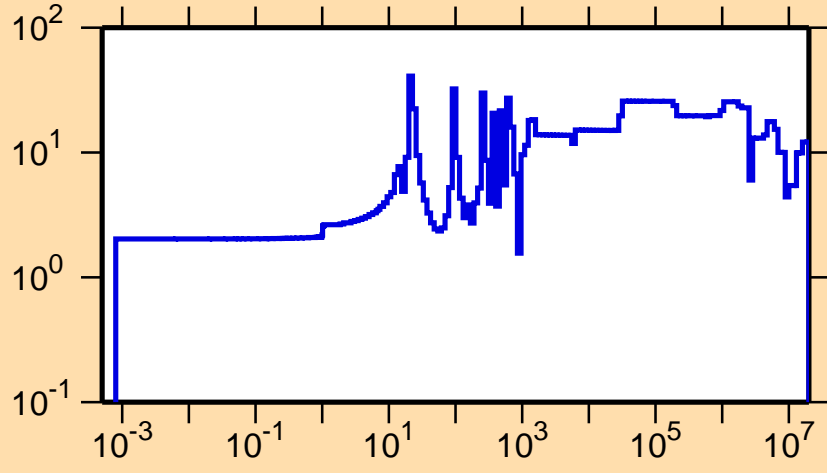


Ordinate scale is %  
relative standard deviation.

Abscissa scales are energy (eV).

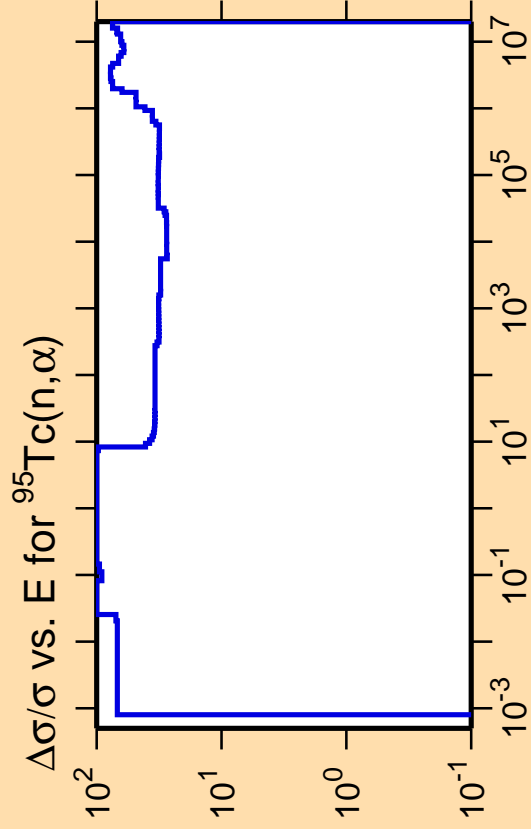
Warning: some uncertainty  
data were suppressed.

$\Delta\sigma/\sigma$  vs. E for  $^{95}\text{Tc}(n,\text{el.})$



Correlation Matrix




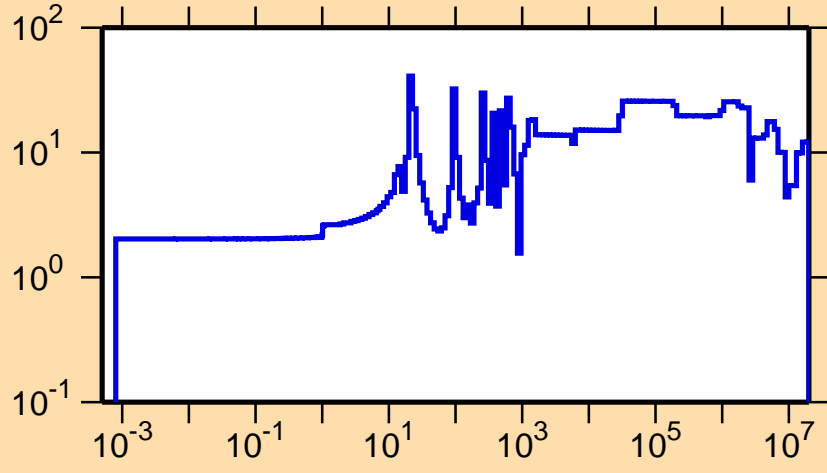


Ordinate scale is %  
relative standard deviation.

Abscissa scales are energy (eV).

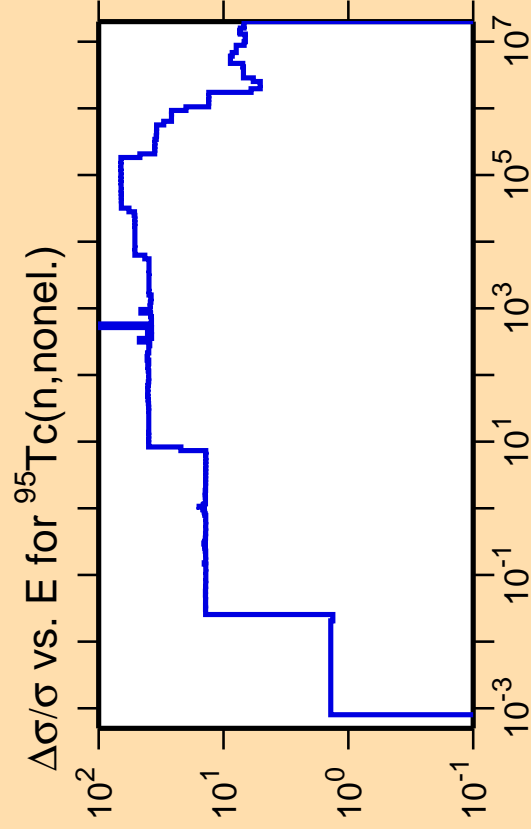
Warning: some uncertainty  
data were suppressed.

$\Delta\sigma/\sigma$  vs. E for  $^{95}\text{Tc}(n,\text{el.})$



Correlation Matrix

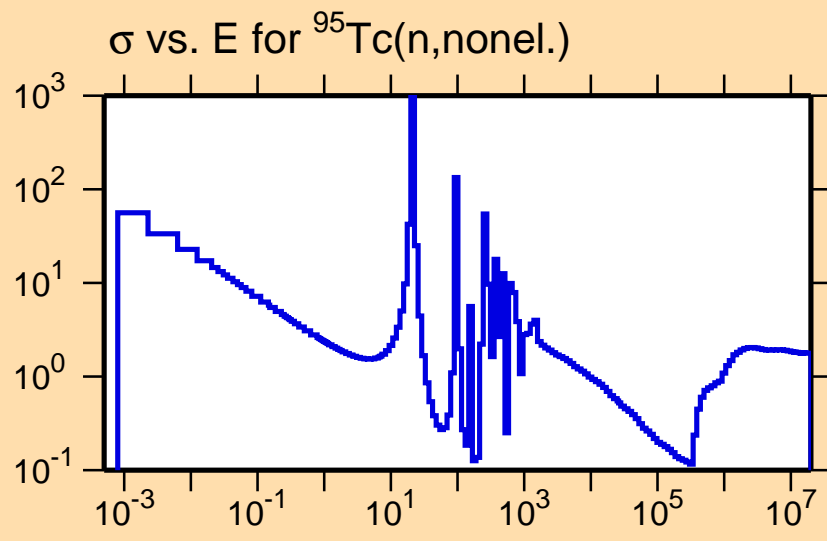




Ordinate scales are % relative standard deviation and barns.

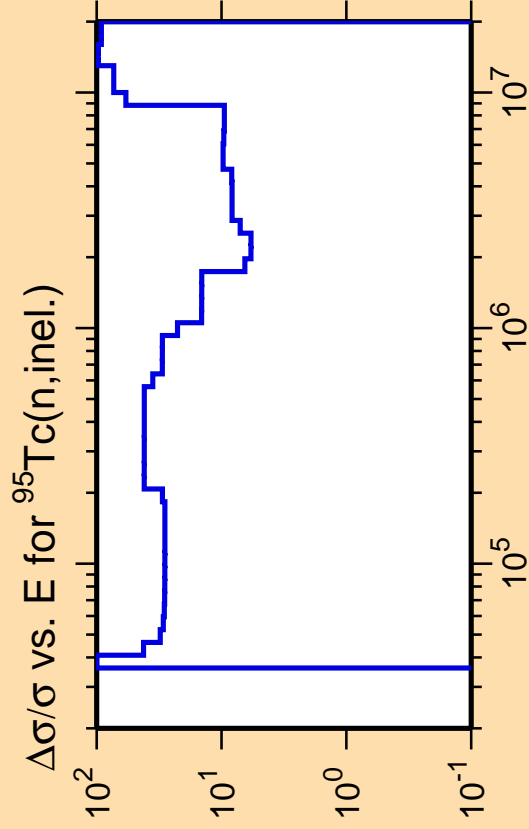
Abscissa scales are energy (eV).

Warning: some uncertainty data were suppressed.



Correlation Matrix


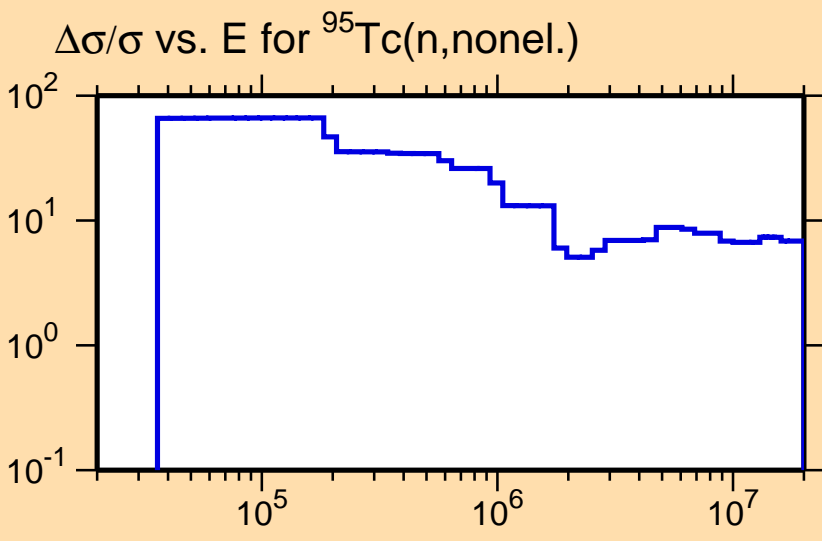




Ordinate scale is %  
relative standard deviation.

Abscissa scales are energy (eV).

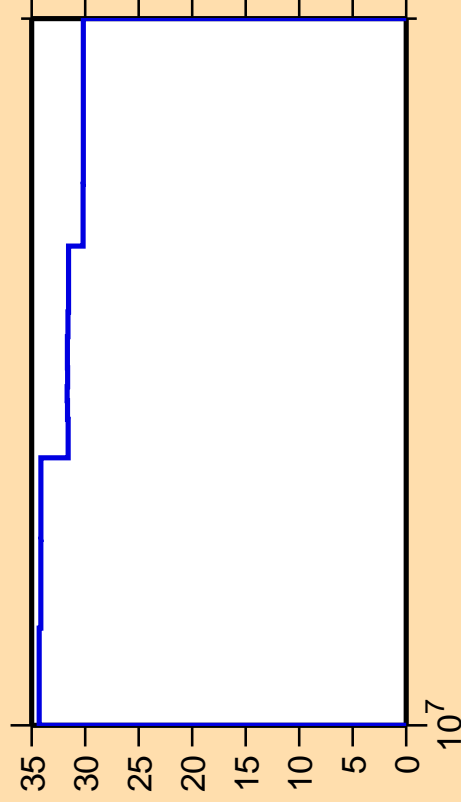
Warning: some uncertainty  
data were suppressed.



Correlation Matrix




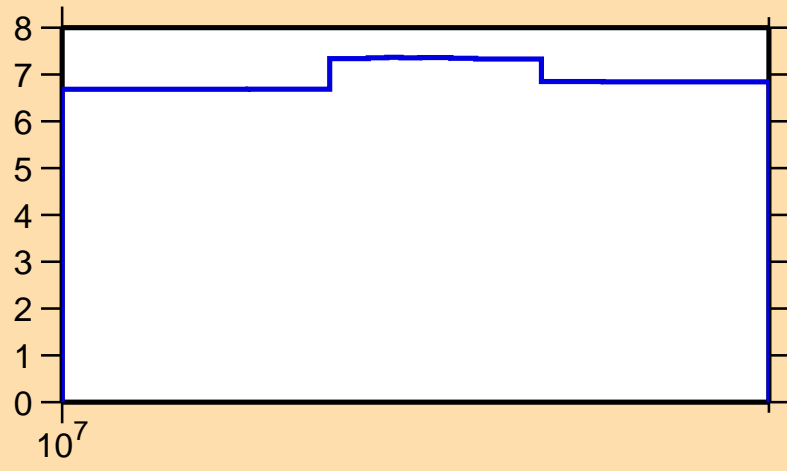
$\Delta\sigma/\sigma$  vs. E for  $^{95}\text{Tc}(n,2n)$



Ordinate scale is %  
relative standard deviation.

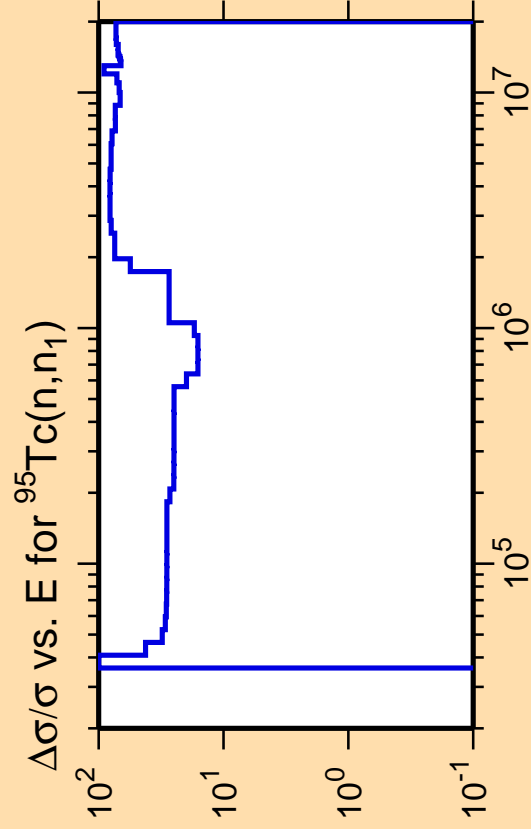
Abscissa scales are energy (eV).

$\Delta\sigma/\sigma$  vs. E for  $^{95}\text{Tc}(n,\text{nonel.})$



Correlation Matrix




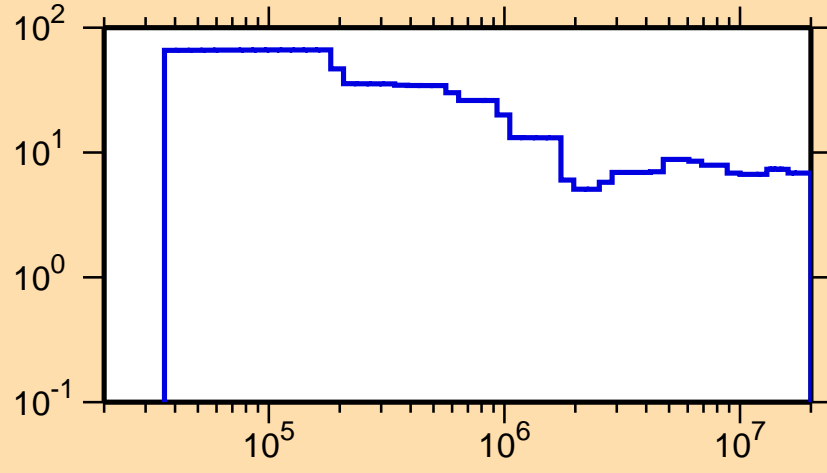


Ordinate scale is %  
relative standard deviation.

Abscissa scales are energy (eV).

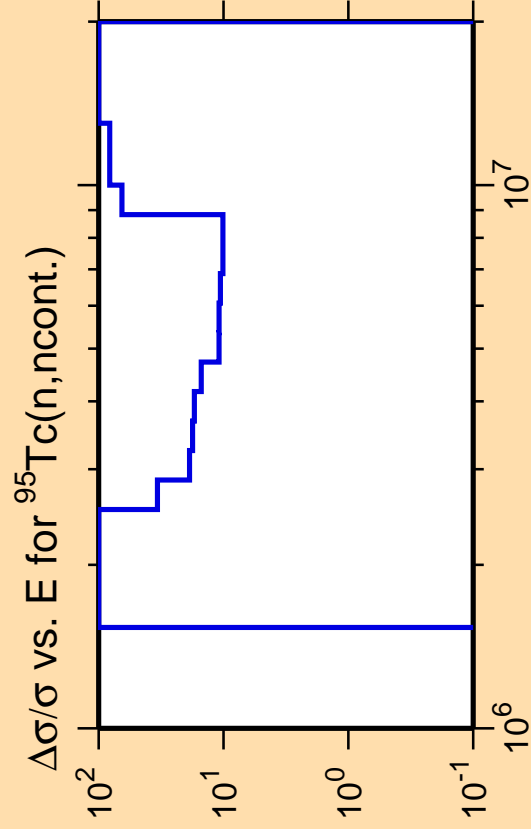
Warning: some uncertainty  
data were suppressed.

$\Delta\sigma/\sigma$  vs. E for  $^{95}\text{Tc}(n,\text{nonel.})$



Correlation Matrix




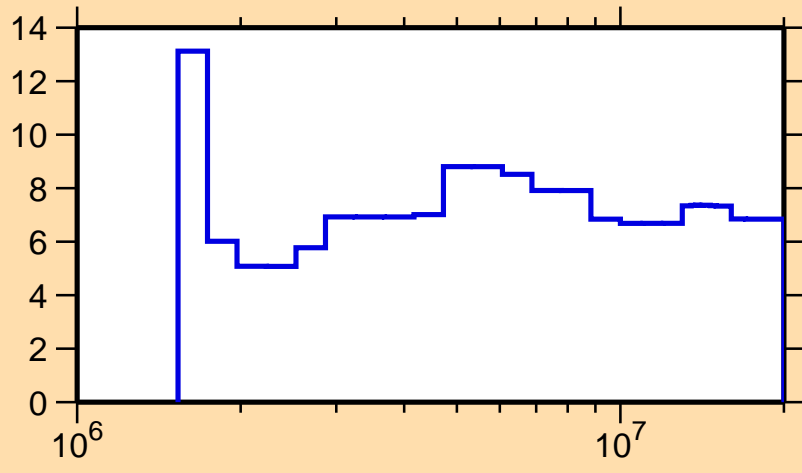


Ordinate scale is %  
relative standard deviation.

Abscissa scales are energy (eV).

Warning: some uncertainty  
data were suppressed.

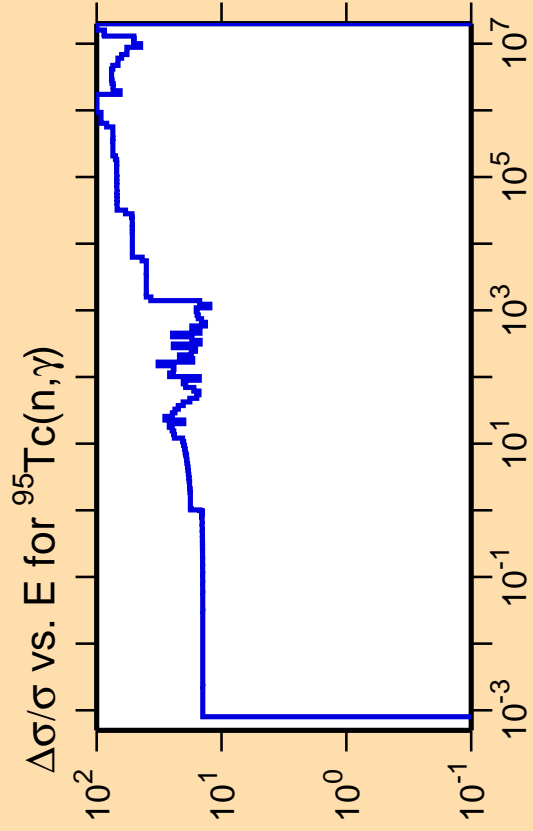
$\Delta\sigma/\sigma$  vs. E for  $^{95}\text{Tc}(n,\text{nonel.})$



Correlation Matrix






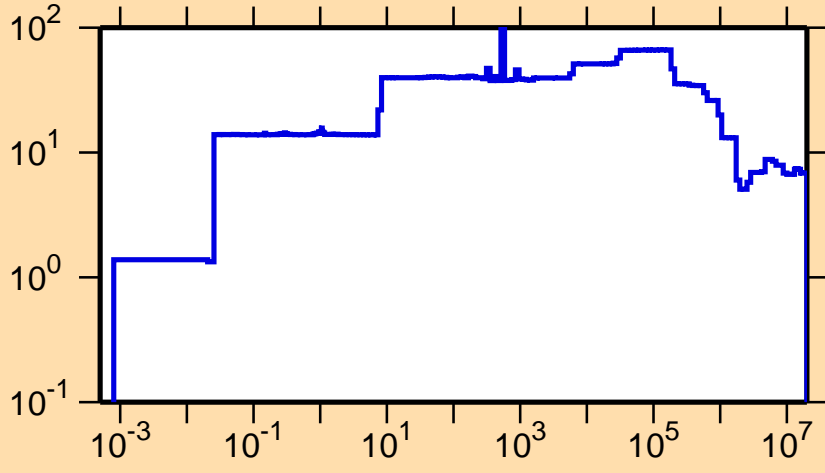


Ordinate scale is %  
relative standard deviation.

Abscissa scales are energy (eV).

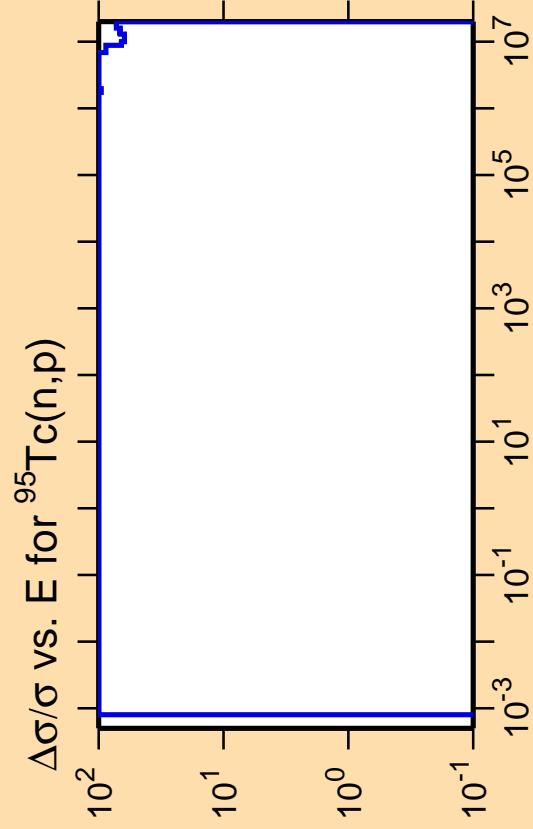
Warning: some uncertainty  
data were suppressed.

$\Delta\sigma/\sigma$  vs. E for  $^{95}\text{Tc}(n,\text{nonel.})$



Correlation Matrix




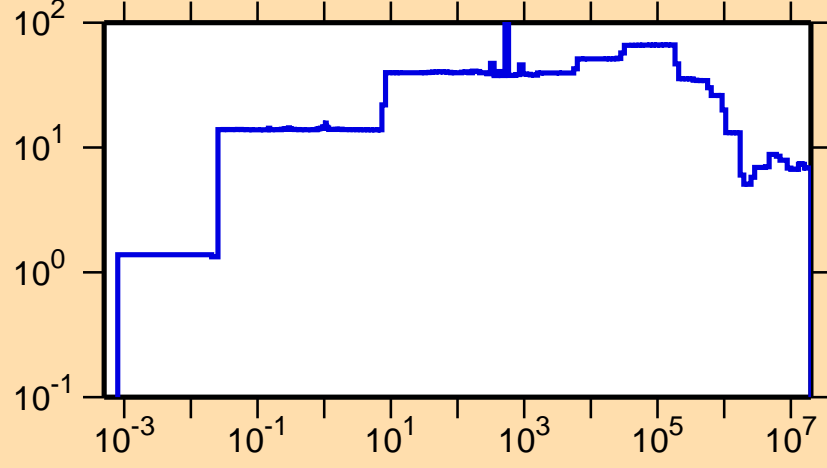


Ordinate scale is %  
relative standard deviation.

Abscissa scales are energy (eV).

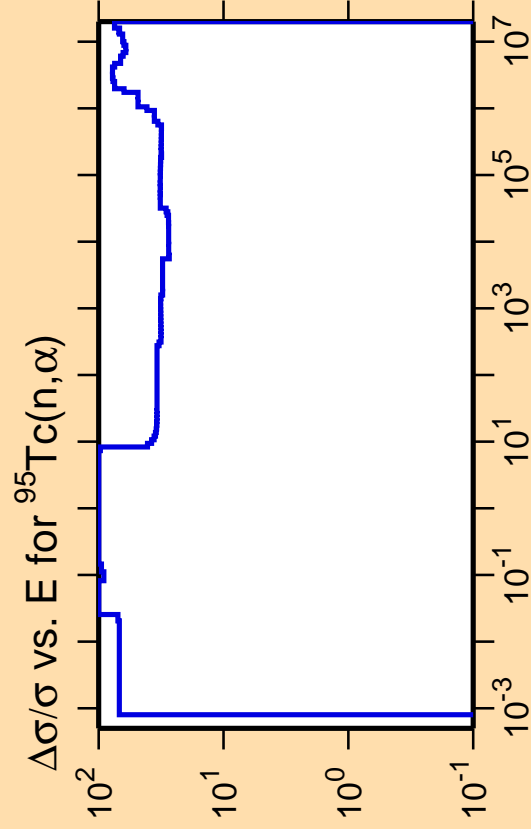
Warning: some uncertainty  
data were suppressed.

$\Delta\sigma/\sigma$  vs. E for  $^{95}\text{Tc}(n,\text{nonel.})$



Correlation Matrix




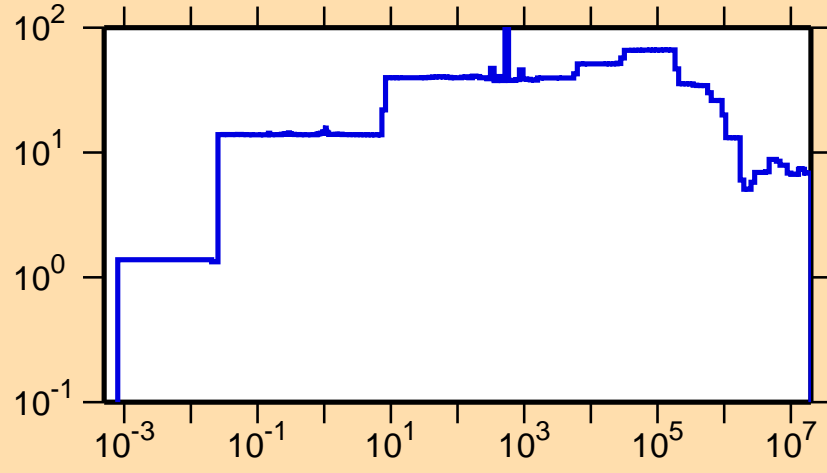


Ordinate scale is %  
relative standard deviation.

Abscissa scales are energy (eV).

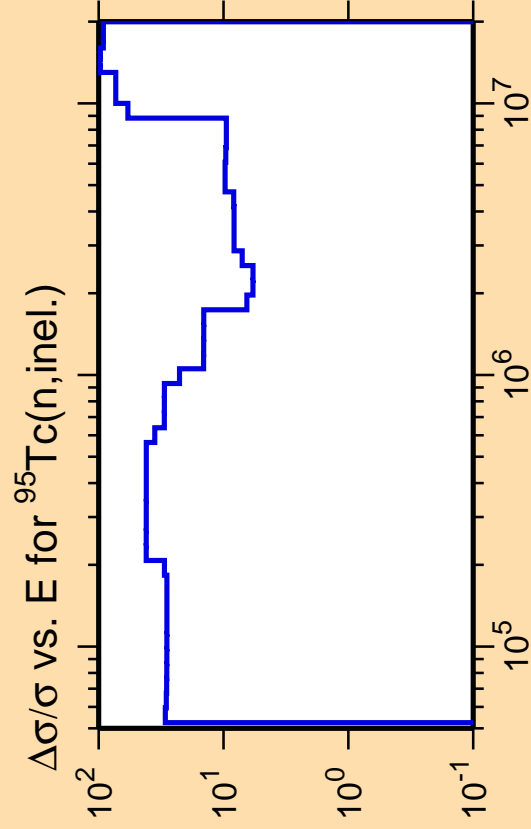
Warning: some uncertainty  
data were suppressed.

$\Delta\sigma/\sigma$  vs. E for  $^{95}\text{Tc}(n,\text{nonel.})$


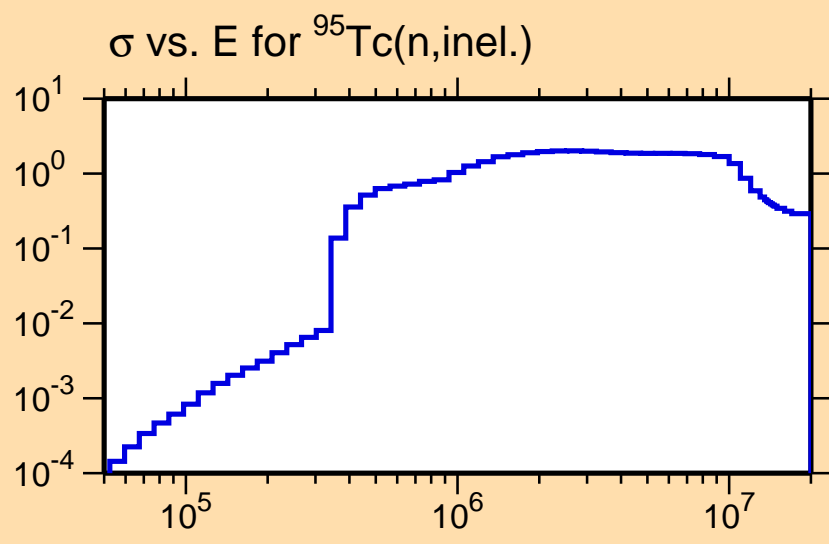


Correlation Matrix





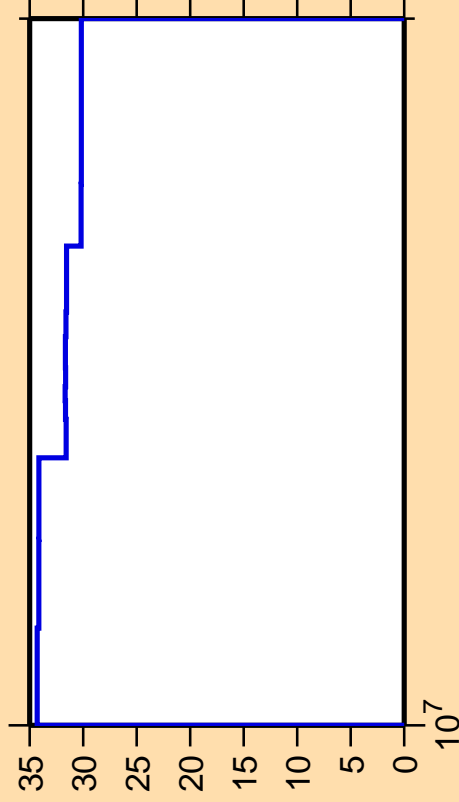
Ordinate scales are % relative standard deviation and barns.  
 Abscissa scales are energy (eV).



Correlation Matrix




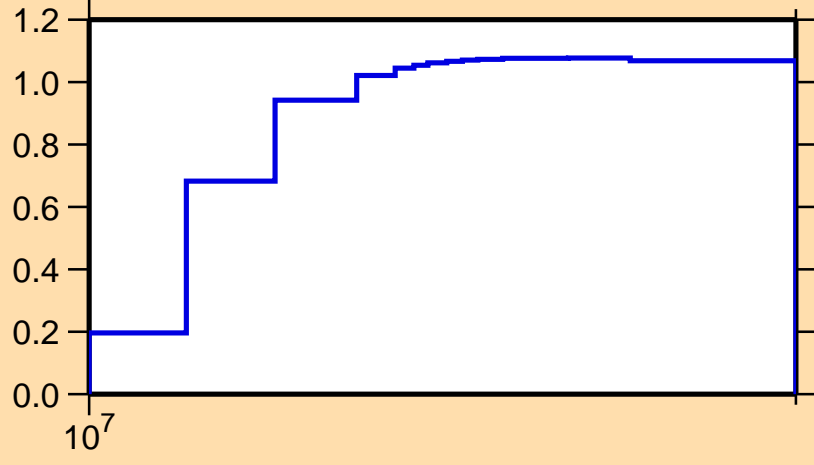
$\Delta\sigma/\sigma$  vs. E for  $^{95}\text{Tc}(n,2n)$



Ordinate scales are % relative standard deviation and barns.

Abscissa scales are energy (eV).

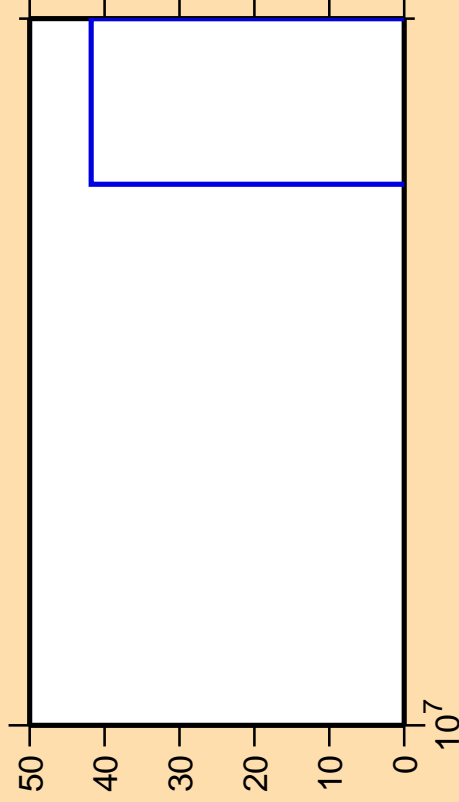
$\sigma$  vs. E for  $^{95}\text{Tc}(n,2n)$



Correlation Matrix




$\Delta\sigma/\sigma$  vs. E for  $^{95}\text{Tc}(n,3n)$



Ordinate scales are % relative standard deviation and barns.

Abscissa scales are energy (eV).

$\sigma$  vs. E for  $^{95}\text{Tc}(n,3n)$



10<sup>7</sup>

\*10<sup>-6</sup>

0

350

380

400

450

500

550

600

650

700

750

800

850

900

950

1000

1050

1100

1150

1200

1250

1300

1350

1400

1450

1500

1550

1600

1650

1700

1750

1800

1850

1900

1950

2000

2050

2100

2150

2200

2250

2300

2350

2400

2450

2500

2550

2600

2650

2700

2750

2800

2850

2900

2950

3000

3050

3100

3150

3200

3250

3300

3350

3400

3450

3500

3550

3600

3650

3700

3750

3800

3850

3900

3950

4000

10<sup>7</sup>

10<sup>7</sup>

0

350

380

400

450

500

550

600

650

700

750

800

850

900

950

1000

1050

1100

1150

1200

1250

1300

1350

1400

1450

1500

1550

1600

1650

1700

1750

1800

1850

1900

1950

2000

2050

2100

2150

2200

2250

2300

2350

2400

2450

2500

2550

2600

2650

2700

2750

2800

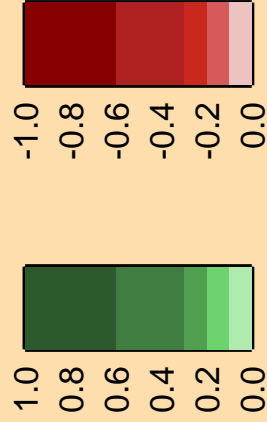
2850

2900

2950

3000

Correlation Matrix



1.0

0.8

0.6

0.4

0.2

0.0

-1.0

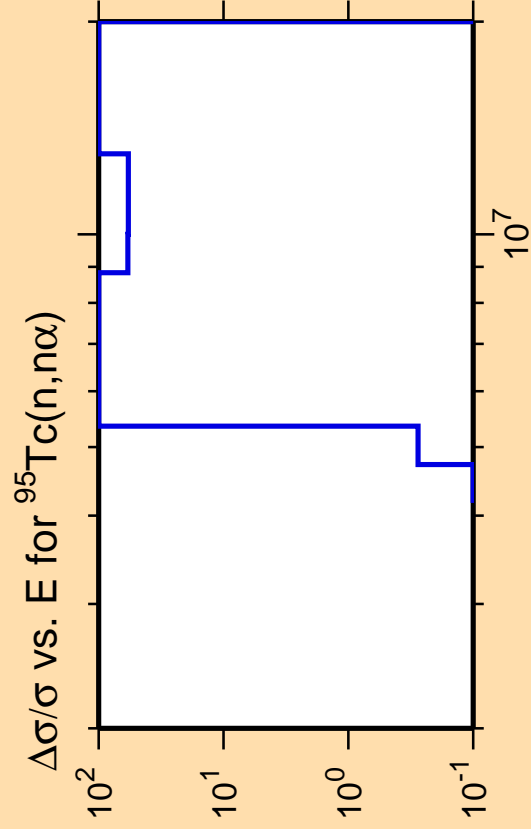
-0.8

-0.6

-0.4

-0.2

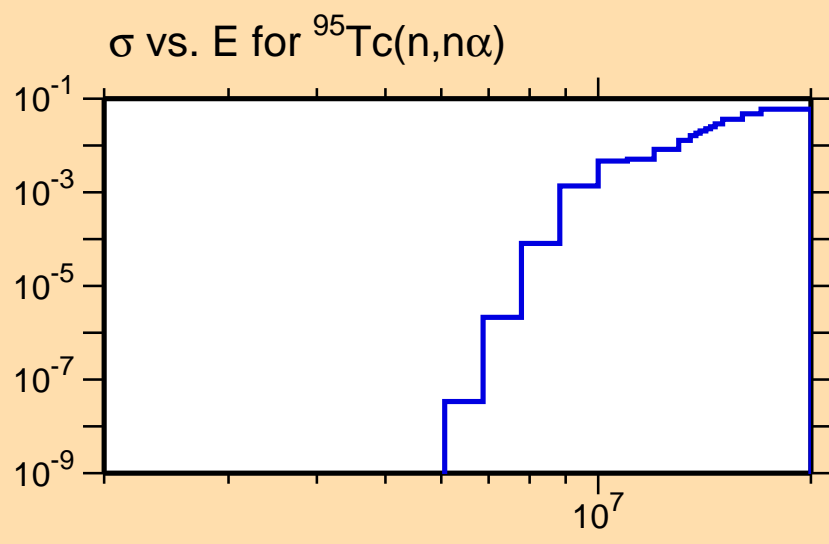
0.0




Ordinate scales are % relative standard deviation and barns.

Abscissa scales are energy (eV).

Warning: some uncertainty data were suppressed.




$\sigma$  vs.  $E$  for  $^{95}\text{Tc}(n,n\alpha)$



Correlation Matrix



$\Delta\sigma/\sigma$  vs. E for  $^{95}\text{Tc}(n,2n\alpha)$



Ordinate scales are % relative standard deviation and barns.

Abscissa scales are energy (eV).

Warning: some uncertainty data were suppressed.

$\sigma$  vs. E for  $^{95}\text{Tc}(n,2n\alpha)$



$10^7$

$10^{-9}$

$10^{-11}$

$10^{-13}$

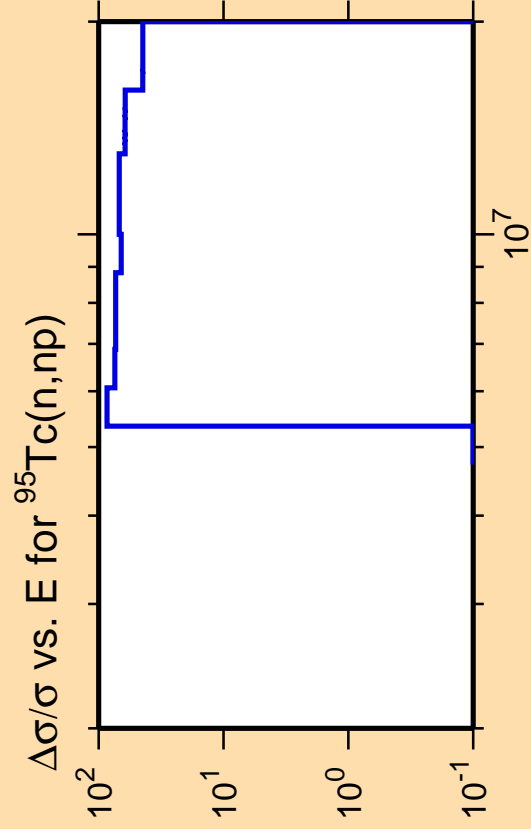
$10^{-15}$

$10^{-17}$

Correlation Matrix




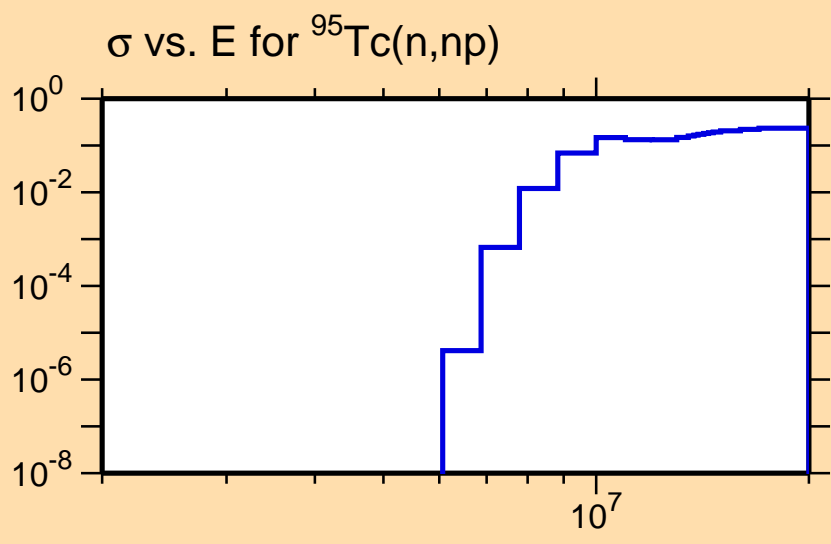




Ordinate scales are % relative standard deviation and barns.

Abscissa scales are energy (eV).

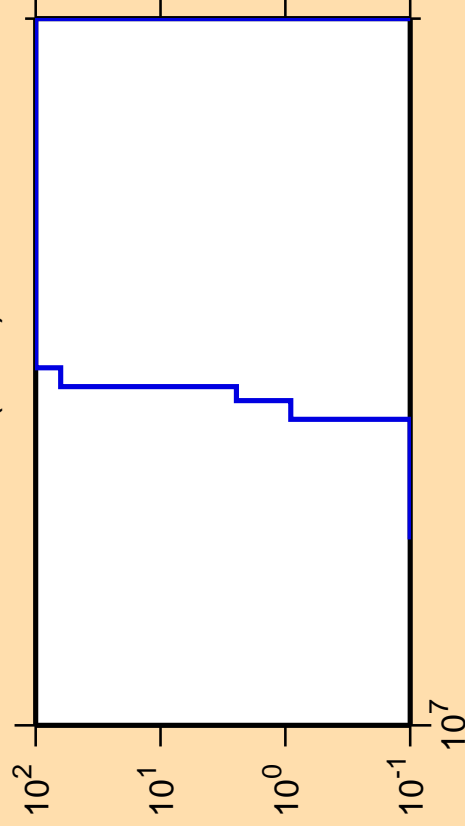
Warning: some uncertainty data were suppressed.



Correlation Matrix



$\Delta\sigma/\sigma$  vs. E for  $^{95}\text{Tc}(n,\text{nd})$

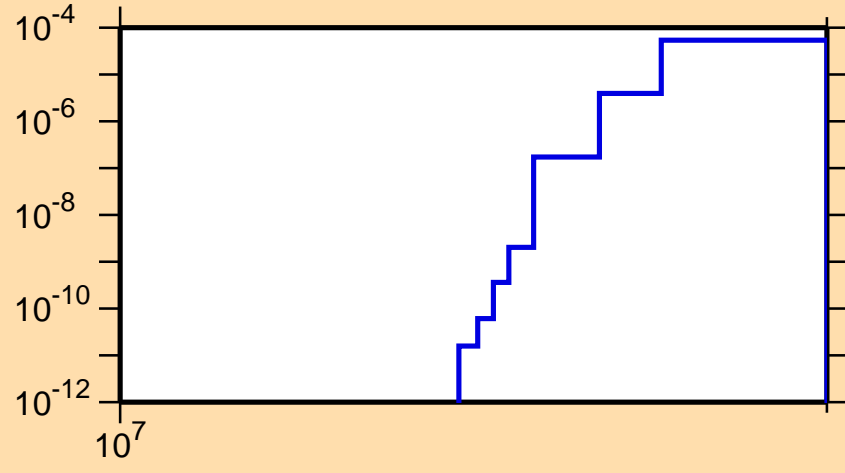


Ordinate scales are % relative standard deviation and barns.

Abscissa scales are energy (eV).

Warning: some uncertainty data were suppressed.

$\sigma$  vs. E for  $^{95}\text{Tc}(n,\text{nd})$



$10^7$

$10^{-4}$

$10^{-6}$

$10^{-8}$

$10^{-10}$

$10^{-12}$

$10^{-11.5}$

$10^{-11}$

$10^{-10.5}$

$10^{-10}$

$10^{-9.5}$

$10^{-9}$

$10^{-8.5}$

$10^{-8}$

$10^{-7.5}$

$10^{-7}$

$10^{-6.5}$

$10^{-6}$

$10^{-5.5}$

$10^{-5}$

$10^{-4.5}$

$10^{-4}$

$10^{-3.5}$

$10^{-3}$

$10^{-2.5}$

$10^{-2}$

$10^{-1.5}$

$10^{-1}$

$10^{-0.5}$

$10^0$

$10^0.5$

$10^1$

$10^1.5$

$10^2$

$10^2.5$

$10^3$

$10^3.5$

$10^4$

$10^4.5$

$10^5$

$10^5.5$

$10^6$

$10^6.5$

$10^7$

$10^7.5$

$10^8$

$10^8.5$

$10^9$

$10^9.5$

$10^{10}$

$10^{10.5}$

$10^{11}$

$10^{11.5}$

$10^{12}$

$10^{12.5}$

$10^{13}$

$10^{13.5}$

$10^{14}$

$10^{14.5}$

$10^{15}$

$10^{15.5}$

$10^{16}$

$10^{16.5}$

$10^{17}$

$10^{17.5}$

$10^{18}$

$10^{18.5}$

$10^{19}$

$10^{19.5}$

$10^{20}$

$10^{20.5}$

$10^{21}$

$10^{21.5}$

$10^{22}$

$10^{22.5}$

$10^{23}$

$10^{23.5}$

$10^{24}$

$10^{24.5}$

$10^{25}$

$10^{25.5}$

$10^{26}$

$10^{26.5}$

$10^{27}$

$10^{27.5}$

$10^{28}$

$10^{28.5}$

$10^{29}$

$10^{29.5}$

$10^{30}$

$10^{30.5}$

$10^{31}$

$10^{31.5}$

$10^{32}$

$10^{32.5}$

$10^{33}$

$10^{33.5}$

$10^{34}$

$10^{34.5}$

$10^{35}$

$10^{35.5}$

$10^{36}$

$10^{36.5}$

$10^{37}$

$10^{37.5}$

$10^{38}$

$10^{38.5}$

$10^{39}$

$10^{39.5}$

$10^{40}$

$10^{40.5}$

$10^{41}$

$10^{41.5}$

$10^{42}$

$10^{42.5}$

$10^{43}$

$10^{43.5}$

$10^{44}$

$10^{44.5}$

$10^{45}$

$10^{45.5}$

$10^{46}$

$10^{46.5}$

$10^{47}$

$10^{47.5}$

$10^{48}$

$10^{48.5}$

$10^{49}$

$10^{49.5}$

$10^{50}$

$10^{50.5}$

$10^{51}$

$10^{51.5}$

$10^{52}$

$10^{52.5}$

$10^{53}$

$10^{53.5}$

$10^{54}$

$10^{54.5}$

$10^{55}$

$10^{55.5}$

$10^{56}$

$10^{56.5}$

$10^{57}$

$10^{57.5}$

$10^{58}$

$10^{58.5}$

$10^{59}$

$10^{59.5}$

$10^{60}$

$10^{60.5}$

$10^{61}$

$10^{61.5}$

$10^{62}$

$10^{62.5}$

$10^{63}$

$10^{63.5}$

$10^{64}$

$10^{64.5}$

$10^{65}$

$10^{65.5}$

$10^{66}$

$10^{66.5}$

$10^{67}$

$10^{67.5}$

$10^{68}$

$10^{68.5}$

$10^{69}$

$10^{69.5}$

$10^{70}$

$10^{70.5}$

$10^{71}$

$10^{71.5}$

$10^{72}$

$10^{72.5}$

$10^{73}$

$10^{73.5}$

$10^{74}$

$10^{74.5}$

$10^{75}$

$10^{75.5}$

$10^{76}$

$10^{76.5}$

$10^{77}$

$10^{77.5}$

$10^{78}$

$10^{78.5}$

$10^{79}$

$10^{79.5}$

$10^{80}$

$10^{80.5}$

$10^{81}$

$10^{81.5}$

$10^{82}$

$10^{82.5}$

$10^{83}$

$10^{83.5}$

$10^{84}$

$10^{84.5}$

$10^{85}$

$10^{85.5}$

$10^{86}$

$10^{86.5}$

$10^{87}$

$10^{87.5}$

$10^{88}$

$10^{88.5}$

$10^{89}$

$10^{89.5}$

$10^{90}$

$10^{90.5}$

$10^{91}$

$10^{91.5}$

$10^{92}$

$10^{92.5}$

$10^{93}$

$10^{93.5}$

$10^{94}$

$10^{94.5}$

$10^{95}$

$10^{95.5}$

$10^{96}$

$10^{96.5}$

$10^{97}$

$10^{97.5}$

$10^{98}$

$10^{98.5}$

$10^{99}$

$10^{99.5}$

$10^{100}$

$10^{100.5}$

$10^{101}$

$10^{101.5}$

$10^{102}$

$10^{102.5}$

$10^{103}$

$10^{103.5}$

$10^{104}$

$10^{104.5}$

$10^{105}$

$10^{105.5}$

$10^{106}$

$10^{106.5}$

$10^{107}$

$10^{107.5}$

$10^{108}$

$10^{108.5}$

$10^{109}$

$10^{109.5}$

$10^{110}$

$10^{110.5}$

$10^{111}$

$10^{111.5}$

$10^{112}$

$10^{112.5}$

$10^{113}$

$10^{113.5}$

$10^{114}$

$10^{114.5}$

$10^{115}$

$10^{115.5}$

$\Delta\sigma/\sigma$  vs. E for  $^{95}\text{Tc}(n,nt)$

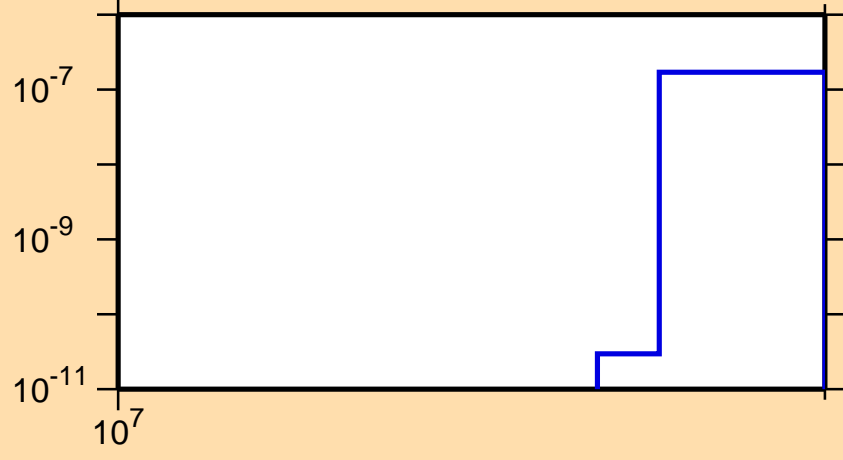


Ordinate scales are % relative standard deviation and barns.

Abscissa scales are energy (eV).

Warning: some uncertainty data were suppressed.

$\sigma$  vs. E for  $^{95}\text{Tc}(n,nt)$



$10^7$

$10^{-11}$

$10^{-9}$

$10^{-7}$


Correlation Matrix



1.0  
0.8  
0.6  
0.4  
0.2  
0.0

-1.0  
-0.8  
-0.6  
-0.4  
-0.2  
0.0

$\Delta\sigma/\sigma$  vs. E for  $^{95}\text{Tc}$ (mt 34)

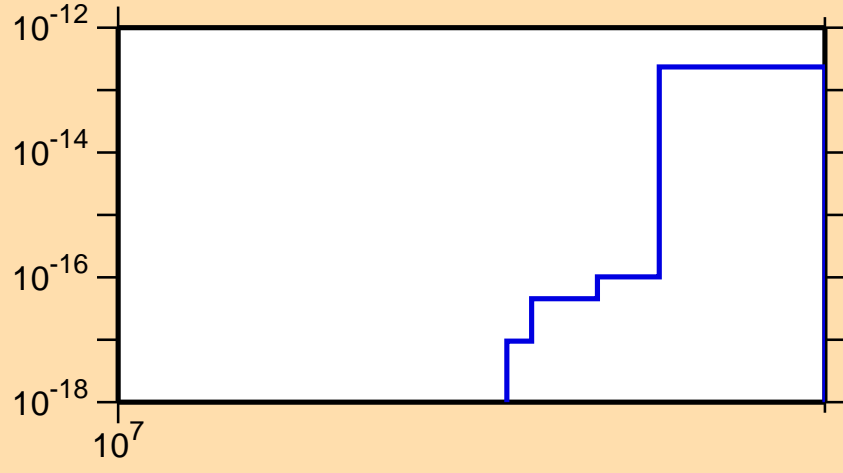


Ordinate scales are % relative standard deviation and barns.

Abscissa scales are energy (eV).

Warning: some uncertainty data were suppressed.

$\sigma$  vs. E for  $^{95}\text{Tc}$ (mt 34)



$10^7$

$10^{-12}$

$10^{-14}$

$10^{-16}$

$10^{-18}$

Correlation Matrix



1.0

0.8

0.6

0.4

0.2

0.0

-1.0

-0.8

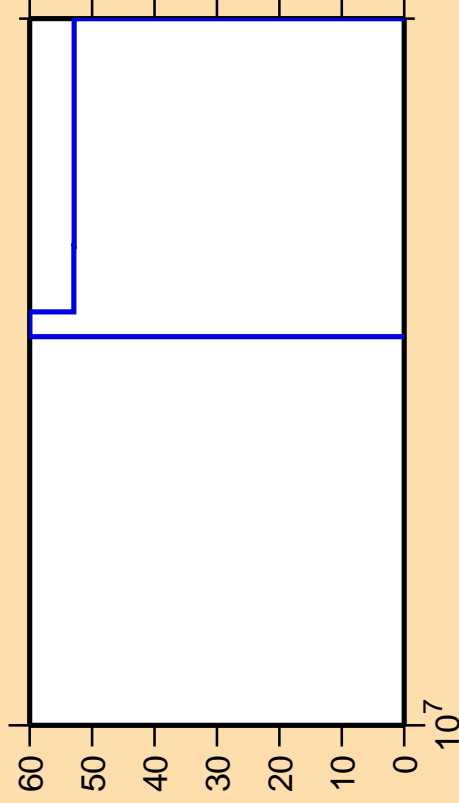
-0.6

-0.4

-0.2

0.0

$\Delta\sigma/\sigma$  vs. E for  $^{95}\text{Tc}(n,2np)$

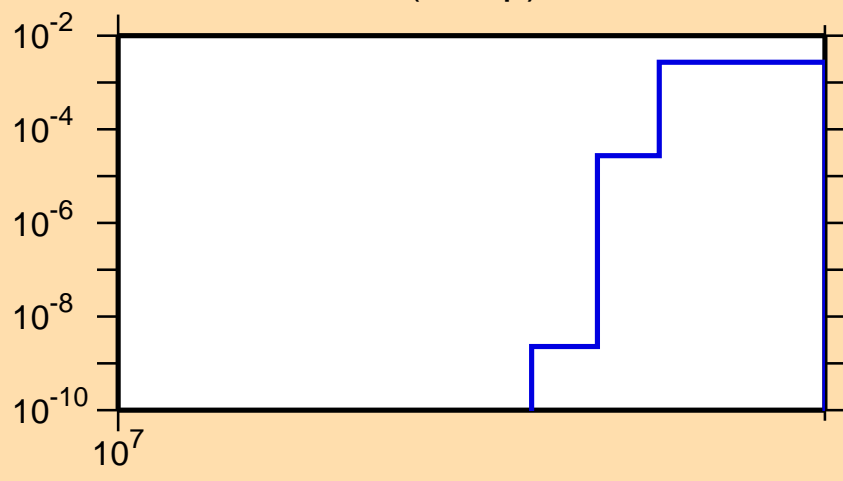


Ordinate scales are % relative standard deviation and barns.

Abscissa scales are energy (eV).

Warning: some uncertainty data were suppressed.

$\sigma$  vs. E for  $^{95}\text{Tc}(n,2np)$



$10^7$


$10^{-2}$

$10^{-4}$

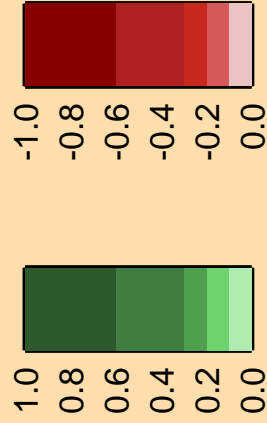
$10^{-6}$

$10^{-8}$

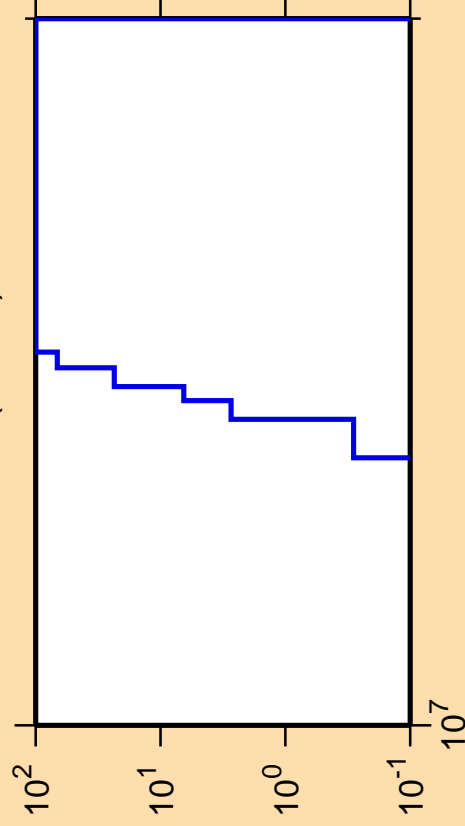
$10^{-10}$



Correlation Matrix



$\Delta\sigma/\sigma$  vs. E for  $^{95}\text{Tc}$ (mt 45)

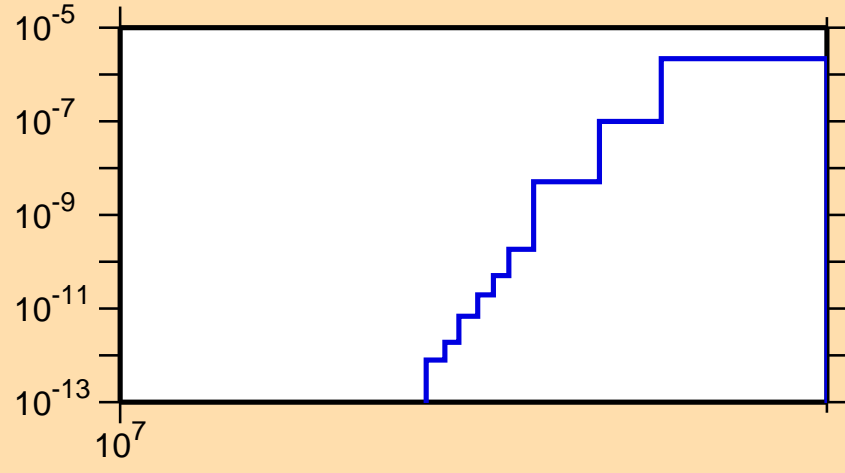


Ordinate scales are % relative standard deviation and barns.

Abscissa scales are energy (eV).

Warning: some uncertainty data were suppressed.

$\sigma$  vs. E for  $^{95}\text{Tc}$ (mt 45)



$10^7$

$10^{-5}$

$10^{-7}$

$10^{-9}$

$10^{-11}$

$10^{-13}$

Correlation Matrix



1.0

0.8

0.6

0.4

0.2

0.0

-1.0

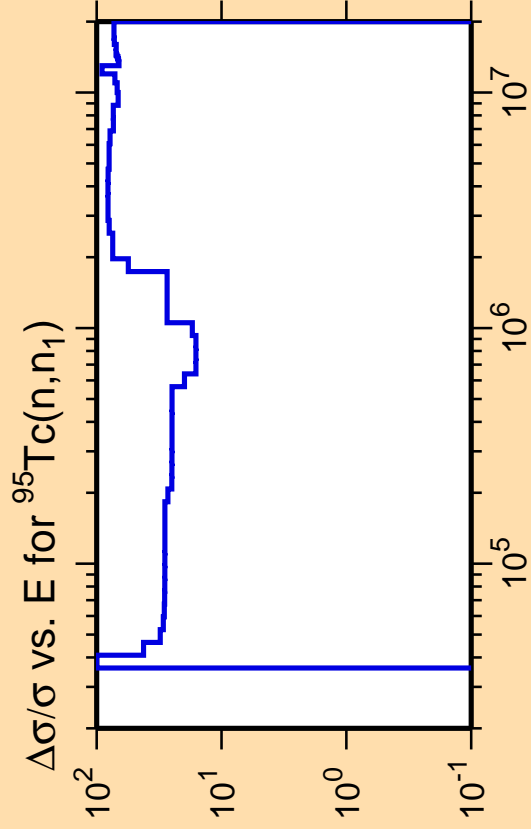
-0.8

-0.6

-0.4

-0.2


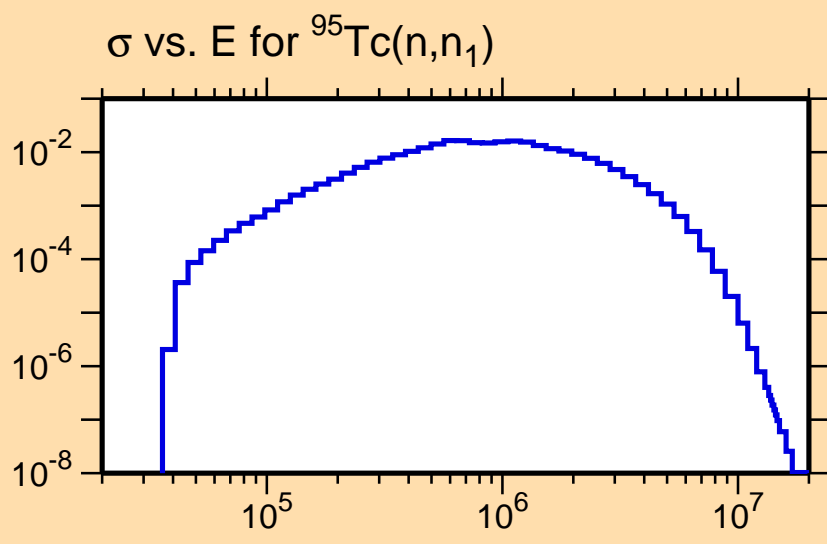
0.0



Ordinate scales are % relative standard deviation and barns.

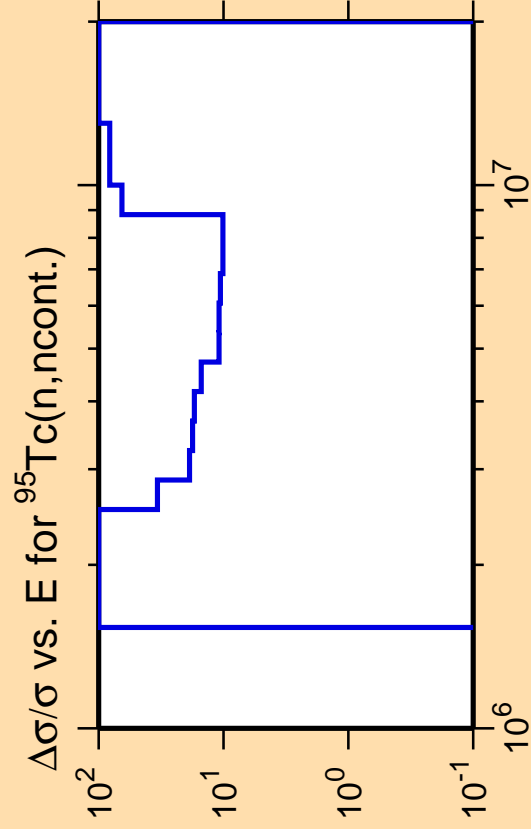
Abscissa scales are energy (eV).

Warning: some uncertainty data were suppressed.



Correlation Matrix


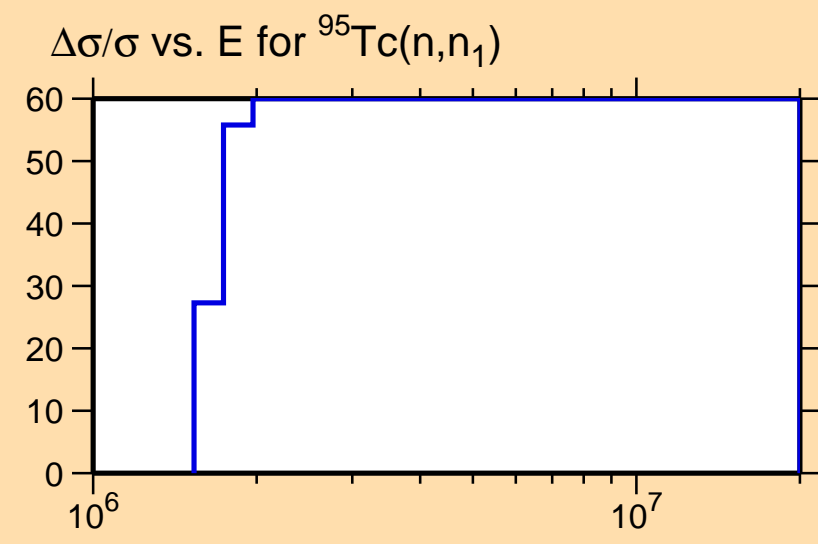




Ordinate scale is %  
relative standard deviation.

Abscissa scales are energy (eV).

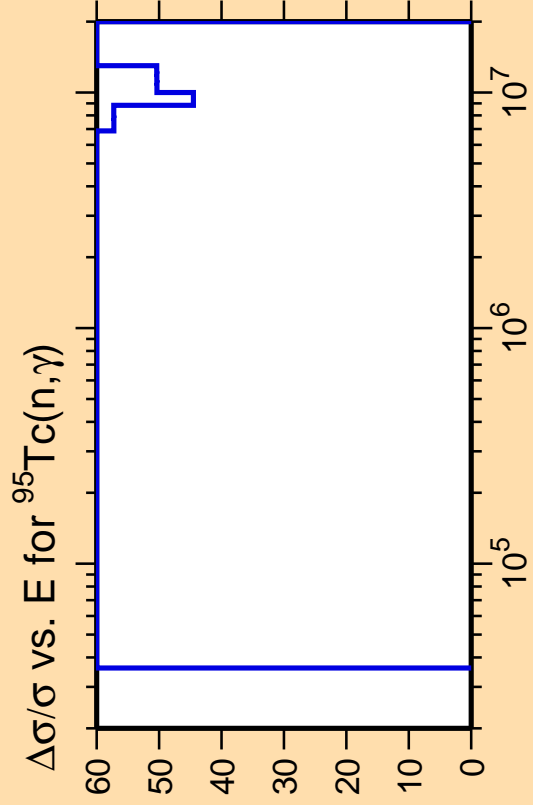
Warning: some uncertainty  
data were suppressed.



Correlation Matrix




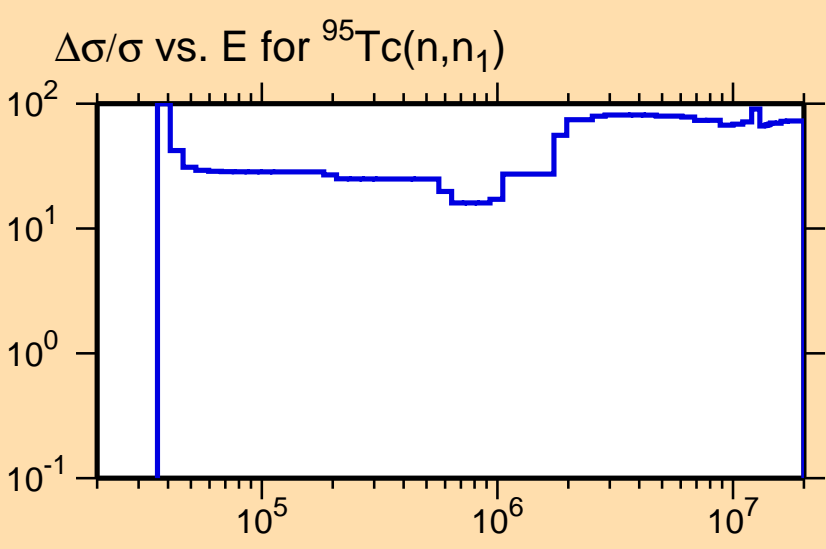


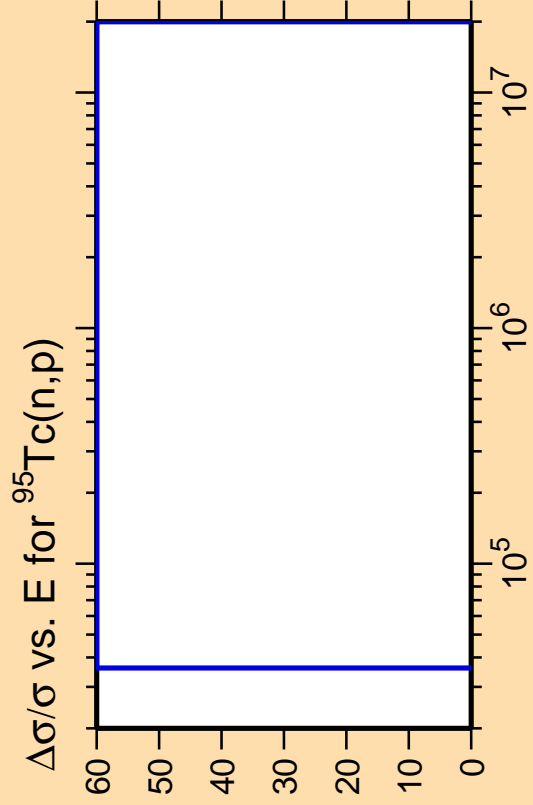


Ordinate scale is %  
relative standard deviation.

Abscissa scales are energy (eV).

Warning: some uncertainty  
data were suppressed.

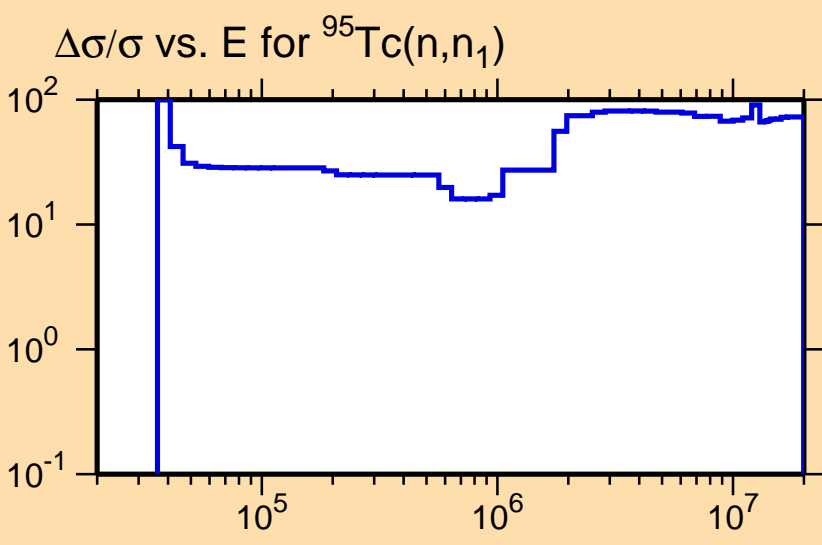




Ordinate scale is %  
relative standard deviation.

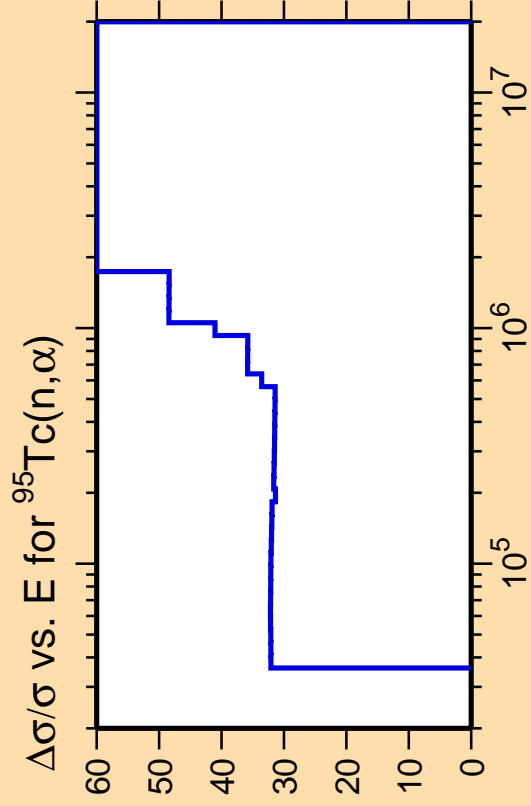
Abscissa scales are energy (eV).

Warning: some uncertainty  
data were suppressed.



Correlation Matrix


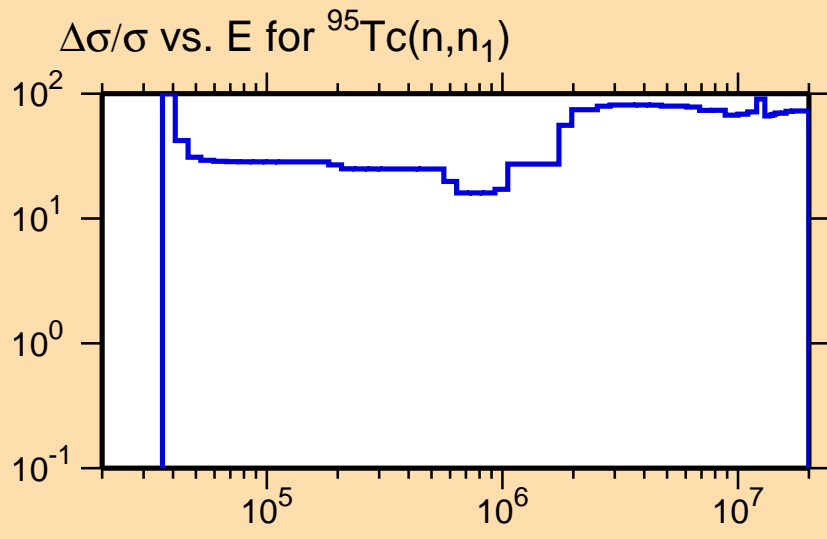




Ordinate scale is %  
relative standard deviation.

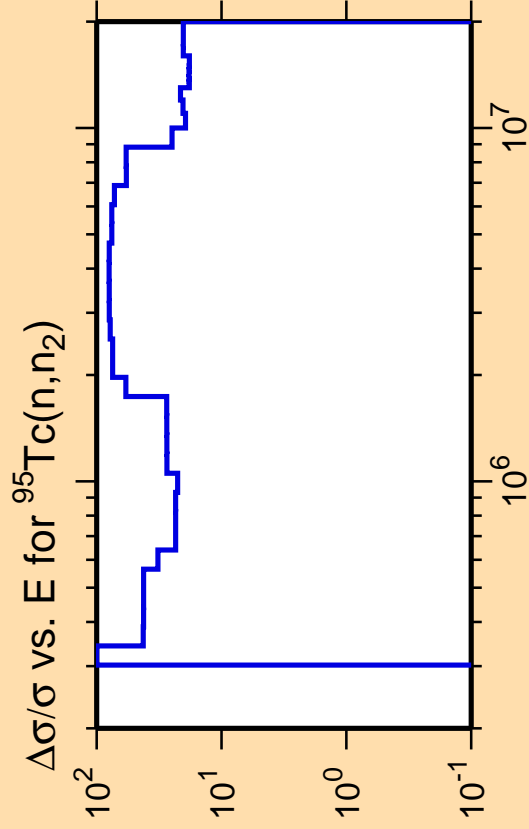
Abscissa scales are energy (eV).

Warning: some uncertainty  
data were suppressed.



Correlation Matrix

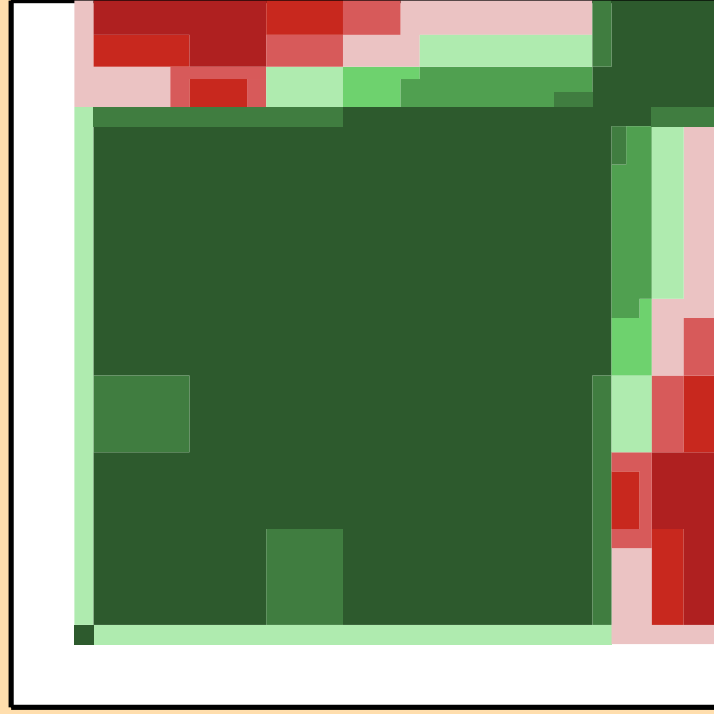
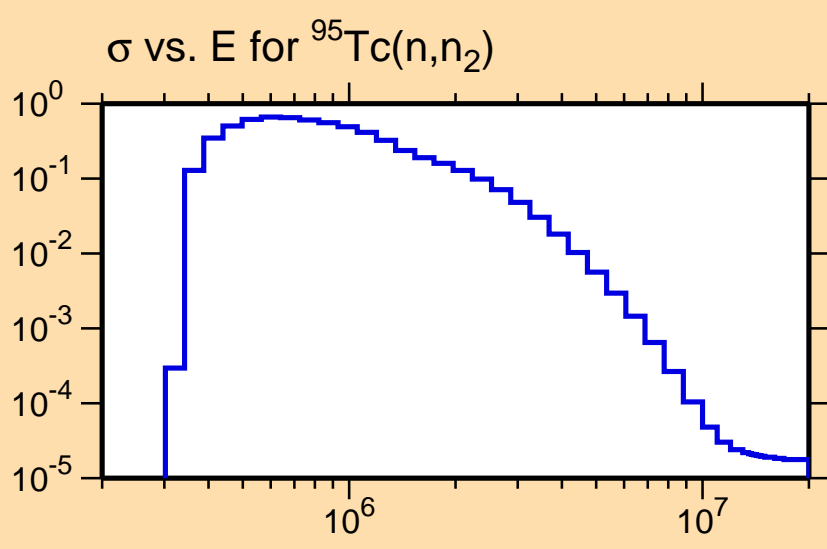




Ordinate scales are % relative standard deviation and barns.

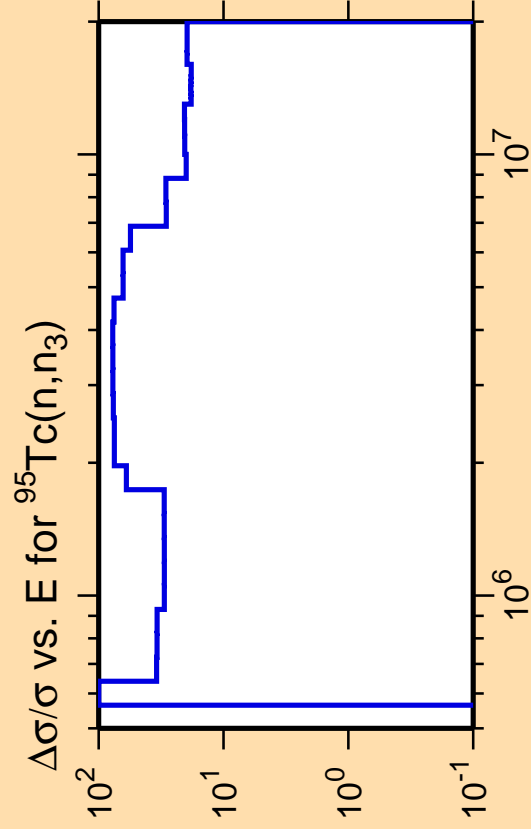
Abscissa scales are energy (eV).

Warning: some uncertainty data were suppressed.



Correlation Matrix



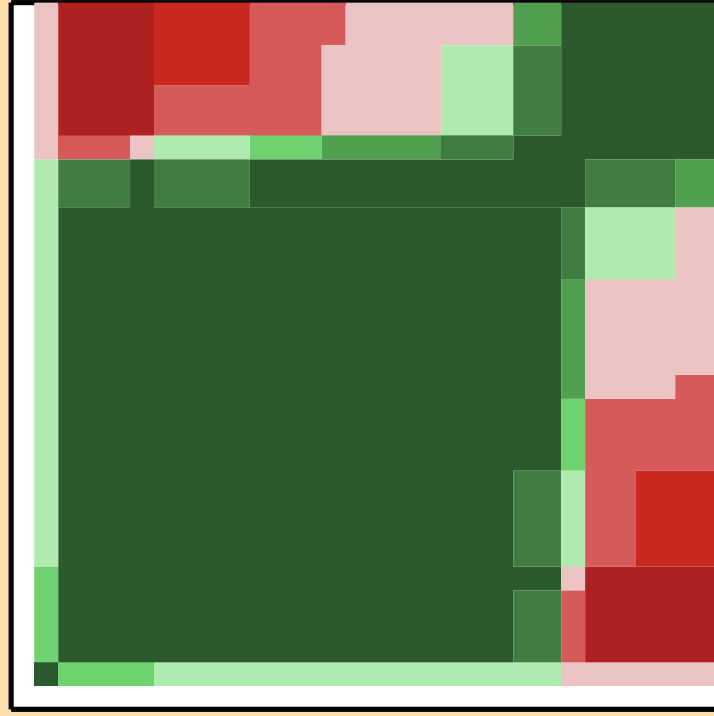
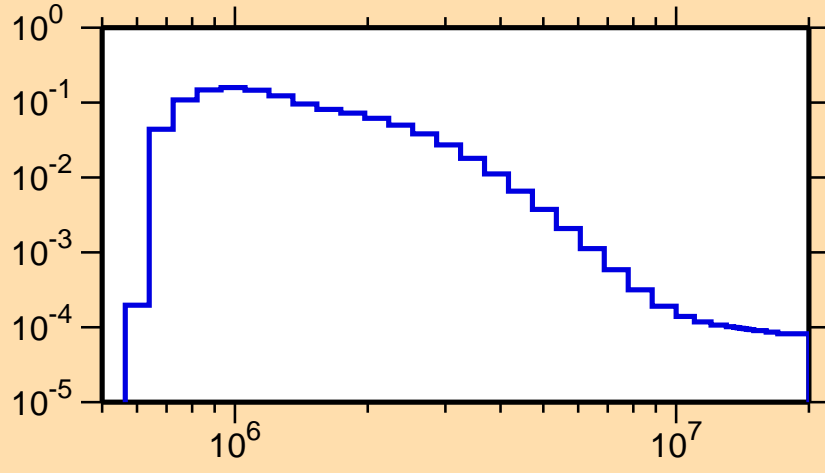


Ordinate scales are % relative standard deviation and barns.

Abscissa scales are energy (eV).

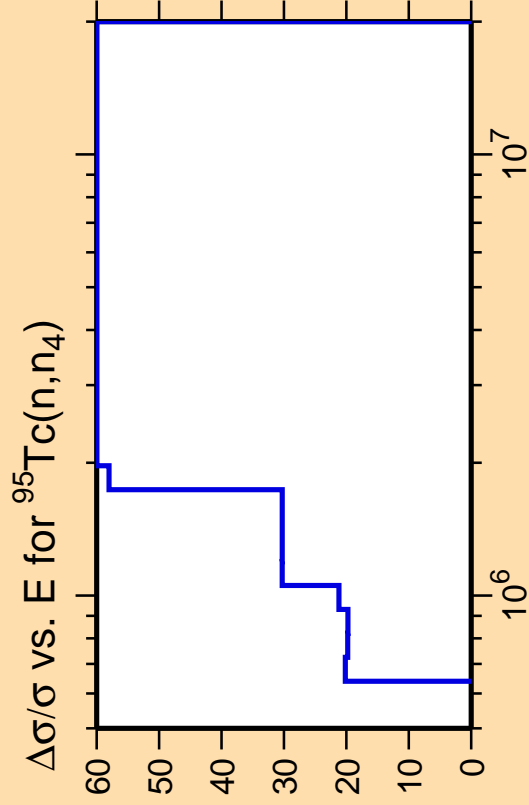
Warning: some uncertainty data were suppressed.

$\sigma$  vs.  $E$  for  $^{95}\text{Tc}(n,n_3)$



Correlation Matrix


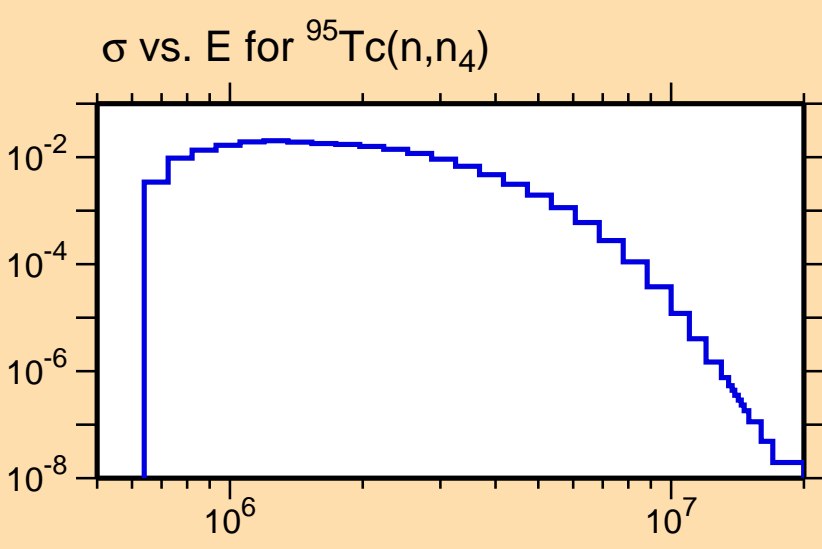




Ordinate scales are % relative standard deviation and barns.

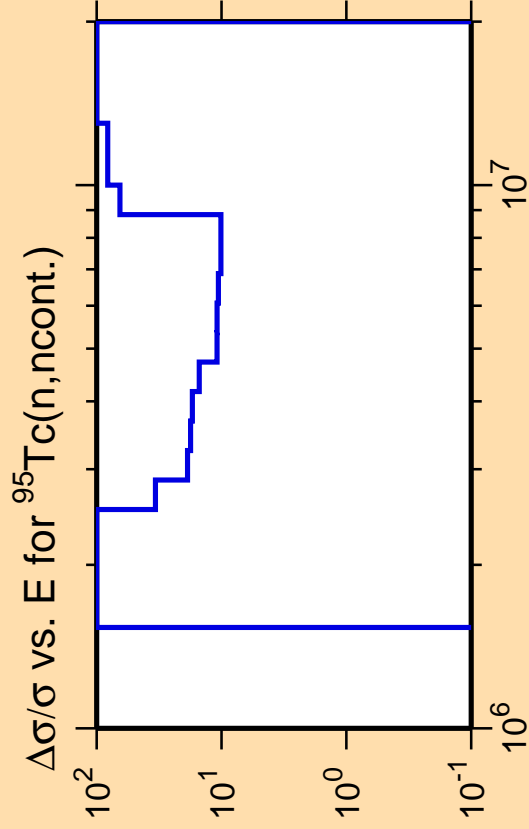
Abscissa scales are energy (eV).

Warning: some uncertainty data were suppressed.



Correlation Matrix


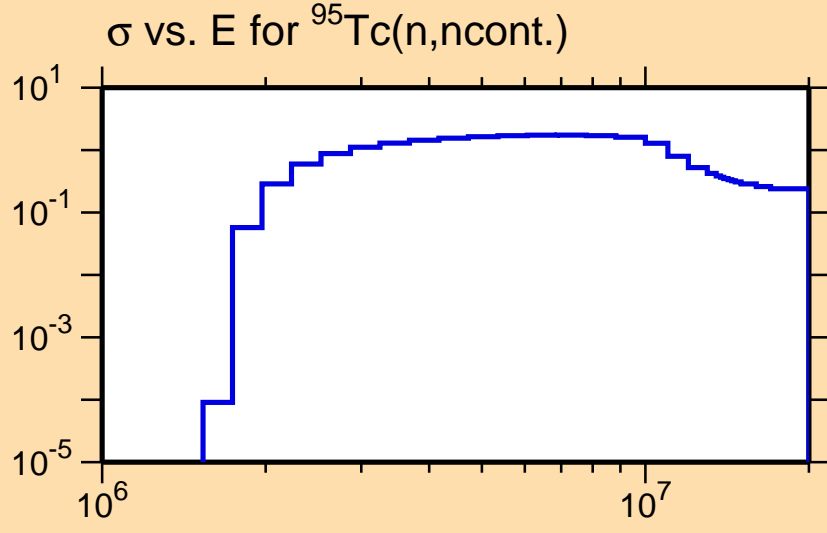




Ordinate scales are % relative standard deviation and barns.

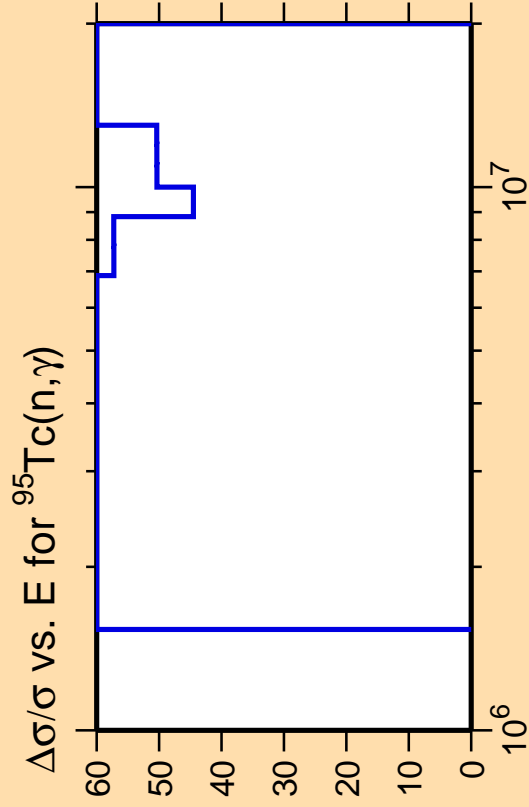
Abscissa scales are energy (eV).

Warning: some uncertainty data were suppressed.



Correlation Matrix

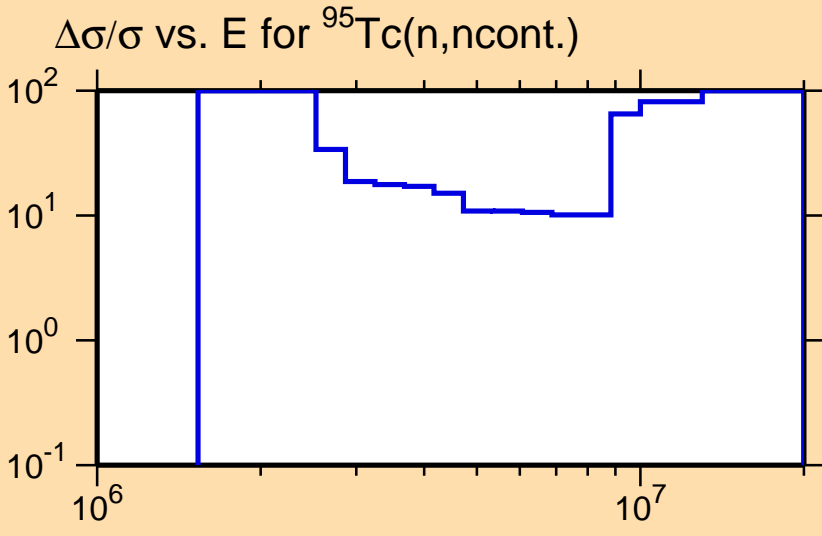




Ordinate scale is %  
relative standard deviation.

Abscissa scales are energy (eV).

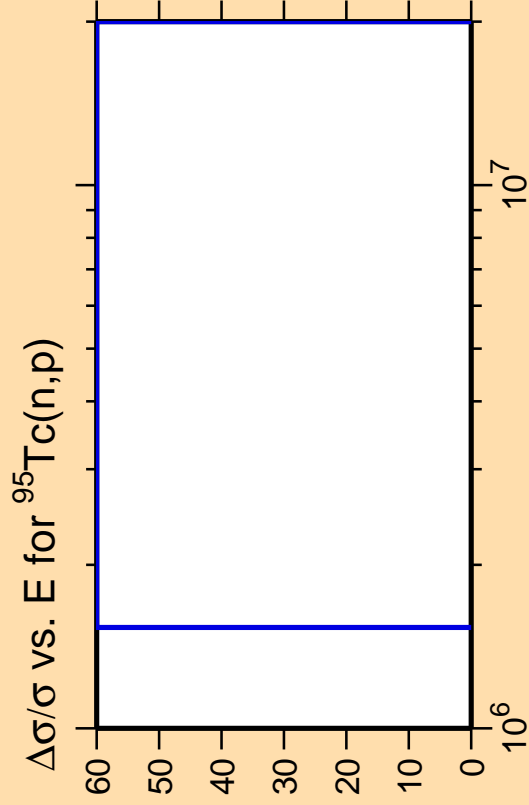
Warning: some uncertainty  
data were suppressed.



Correlation Matrix




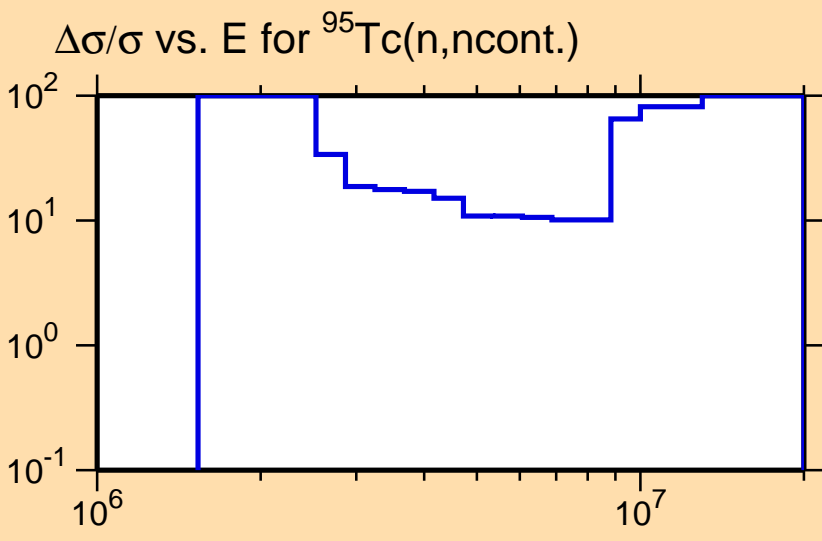




Ordinate scale is %  
relative standard deviation.

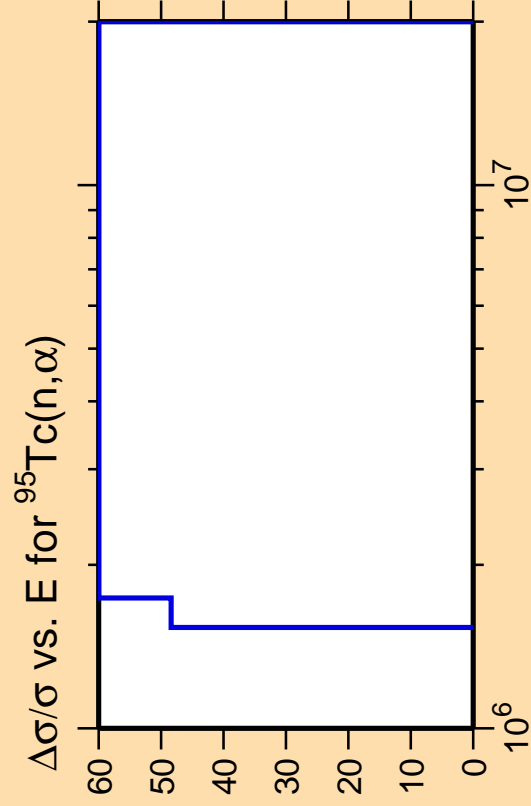
Abscissa scales are energy (eV).

Warning: some uncertainty  
data were suppressed.



Correlation Matrix

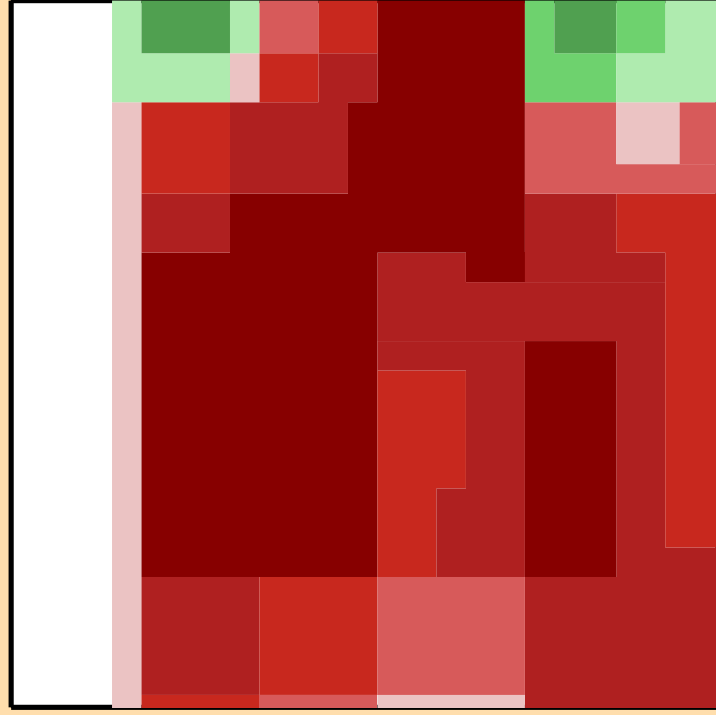
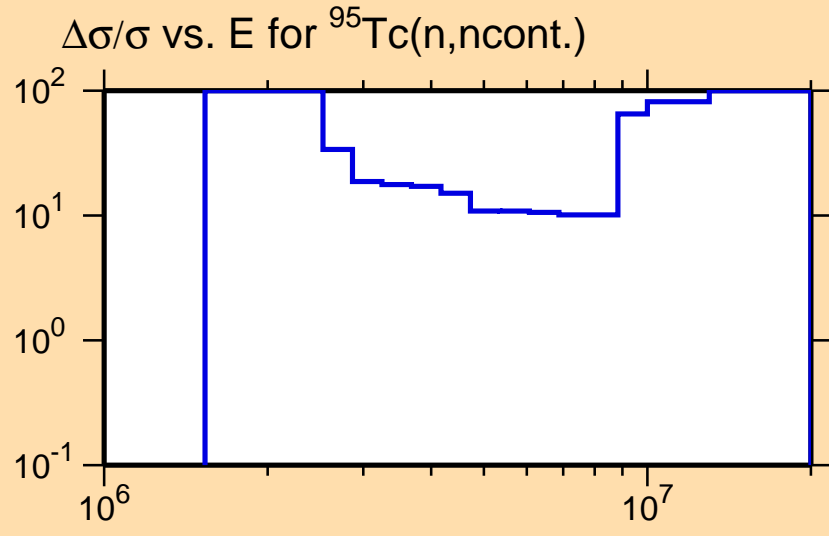




Ordinate scale is %  
relative standard deviation.

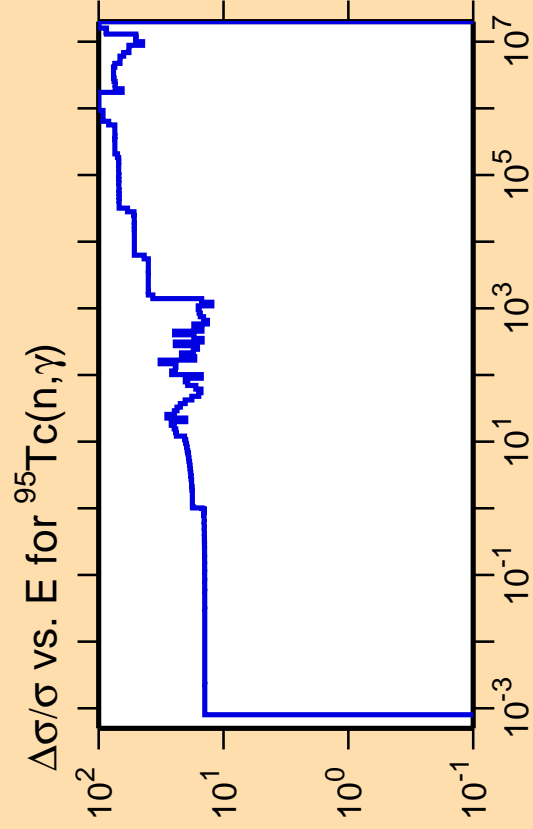
Abscissa scales are energy (eV).

Warning: some uncertainty  
data were suppressed.



Correlation Matrix



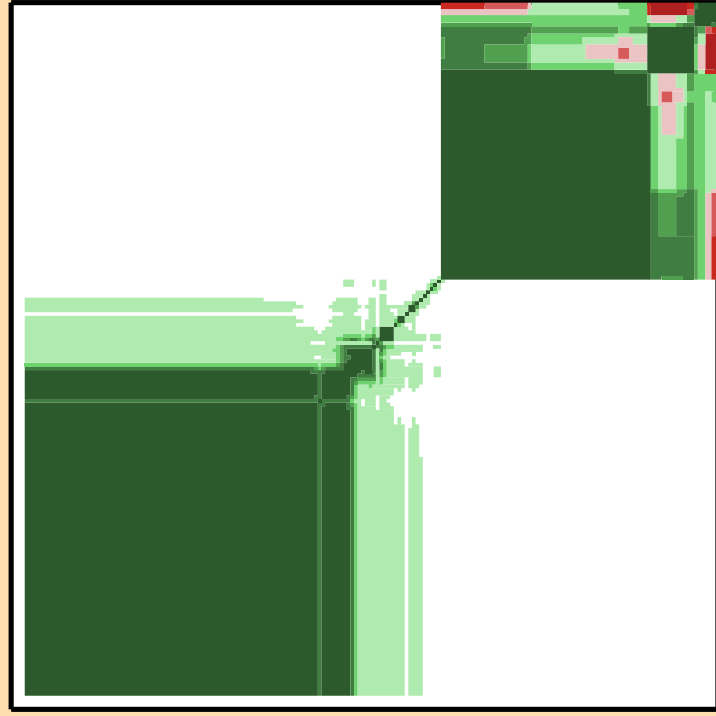
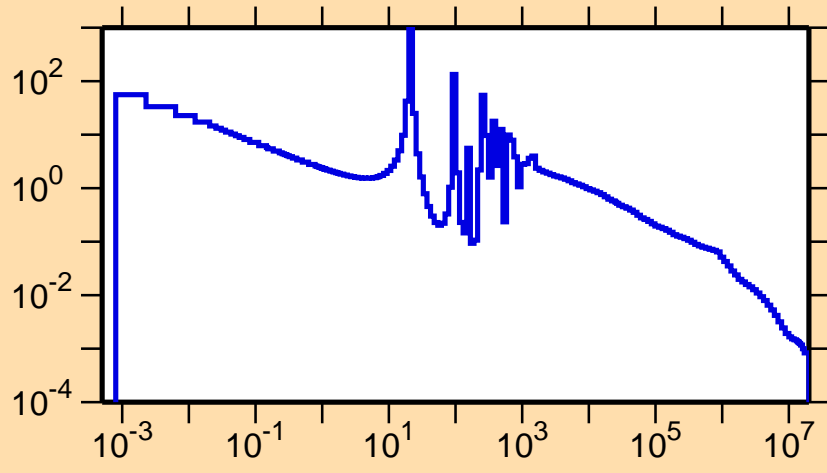


Ordinate scales are % relative standard deviation and barns.

Abscissa scales are energy (eV).

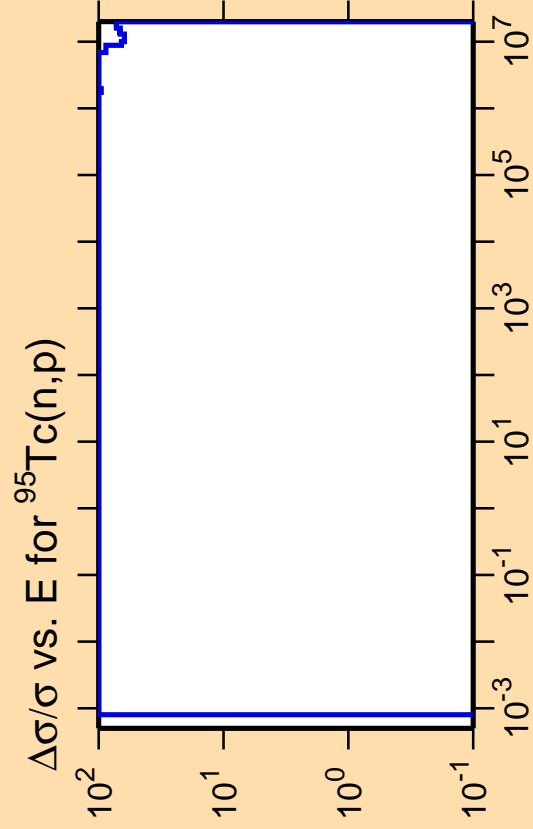
Warning: some uncertainty data were suppressed.

$\sigma$  vs. E for  $^{95}\text{Tc}(n,\gamma)$



Correlation Matrix

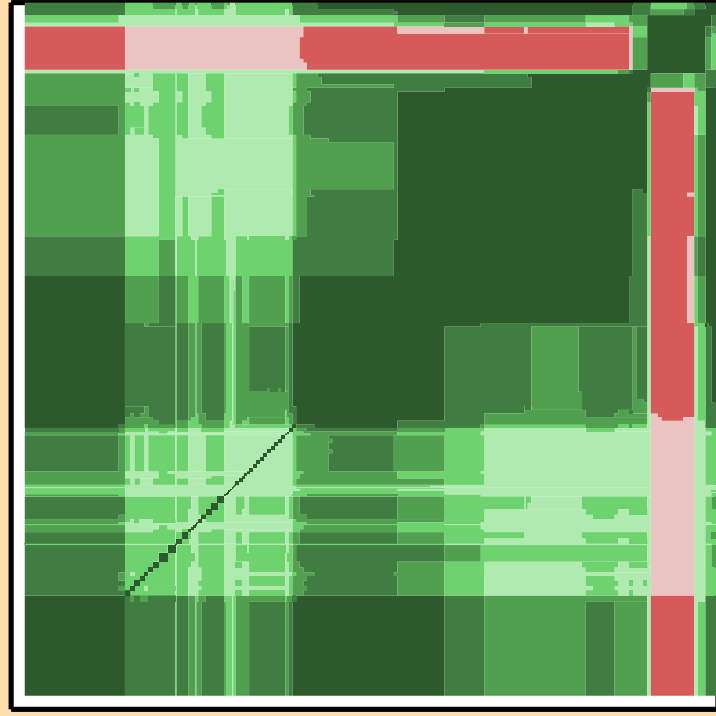




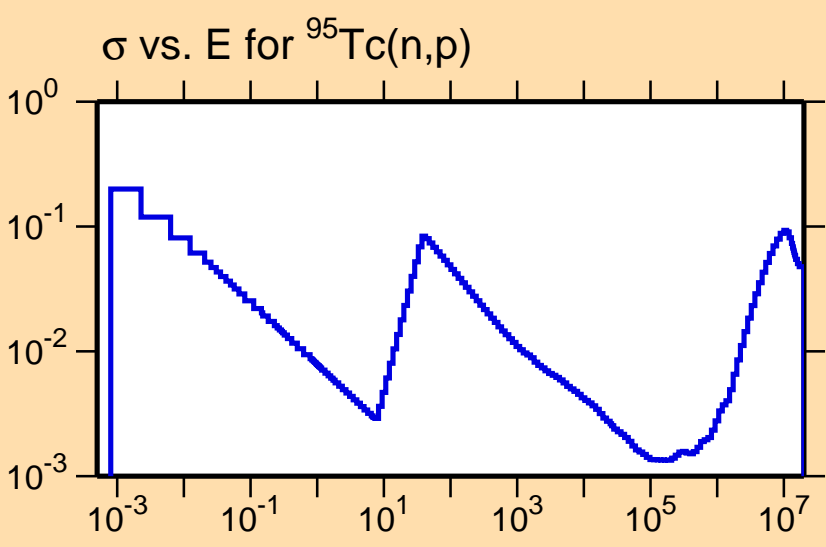
Ordinate scales are % relative standard deviation and barns.

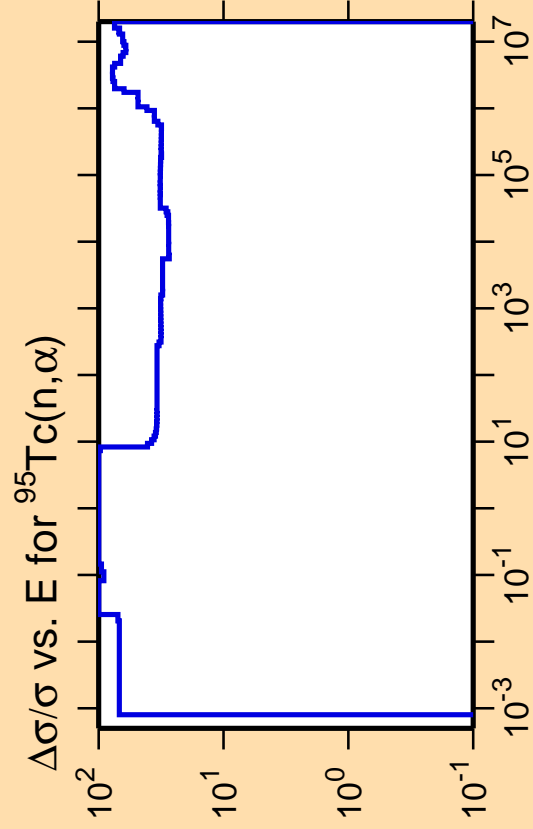
Abscissa scales are energy (eV).

Warning: some uncertainty data were suppressed.



Correlation Matrix




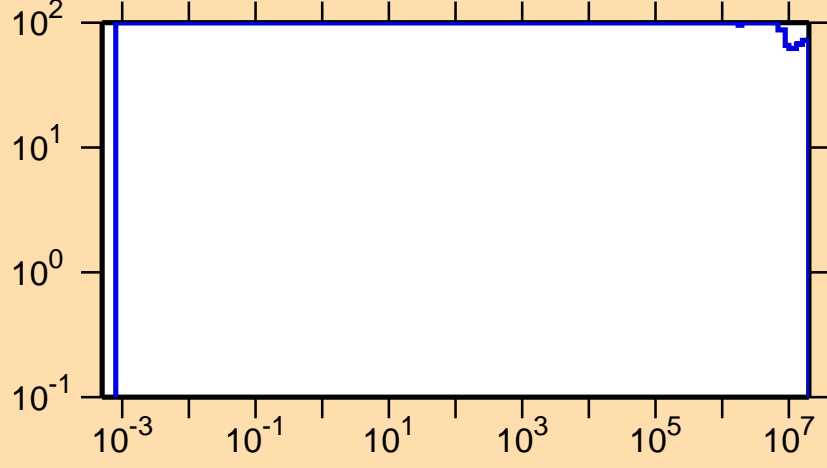


Ordinate scale is %  
relative standard deviation.

Abscissa scales are energy (eV).

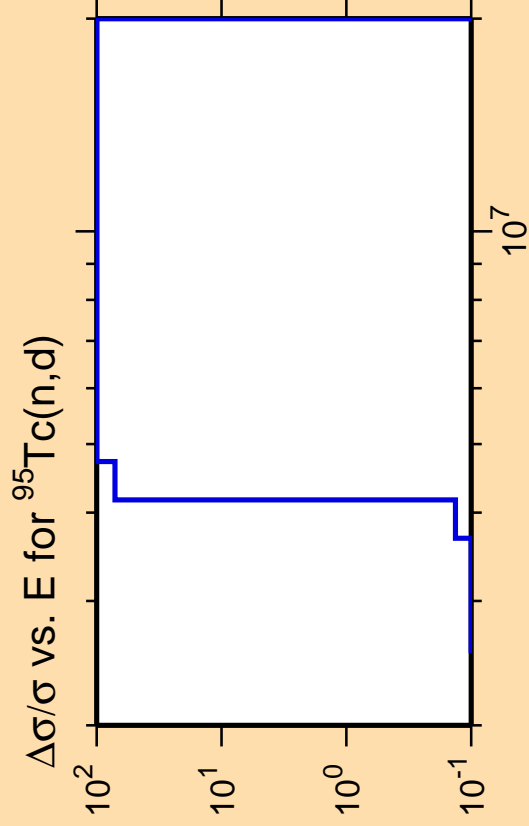
Warning: some uncertainty  
data were suppressed.

$\Delta\sigma/\sigma$  vs. E for  $^{95}\text{Tc}(n,p)$



Correlation Matrix

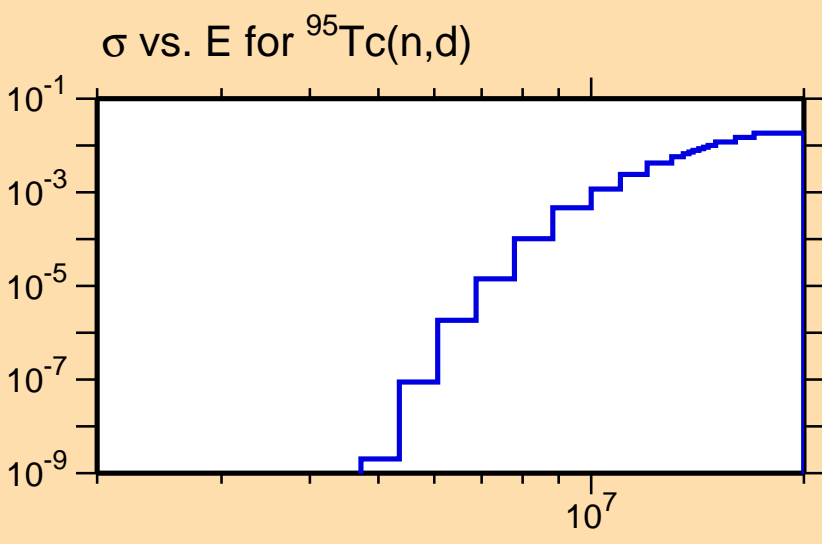





Ordinate scales are % relative standard deviation and barns.

Abscissa scales are energy (eV).

Warning: some uncertainty data were suppressed.

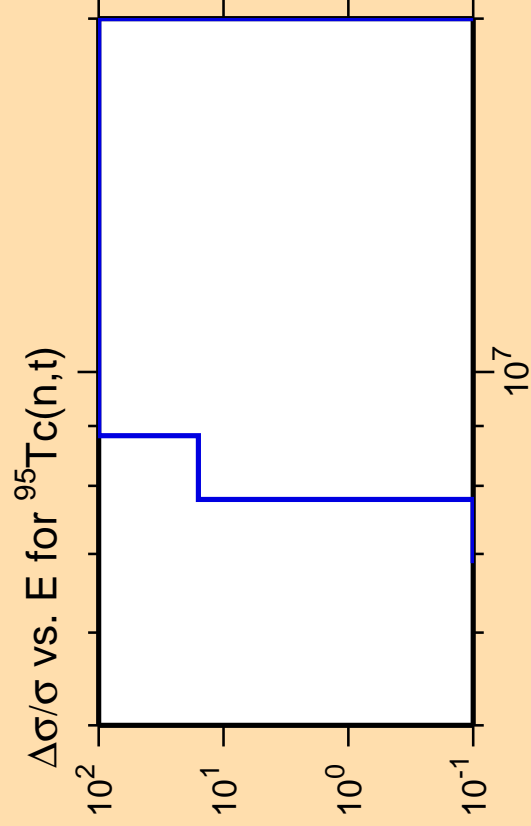


$\sigma$  vs. E for  $^{95}\text{Tc}(n,d)$



Correlation Matrix


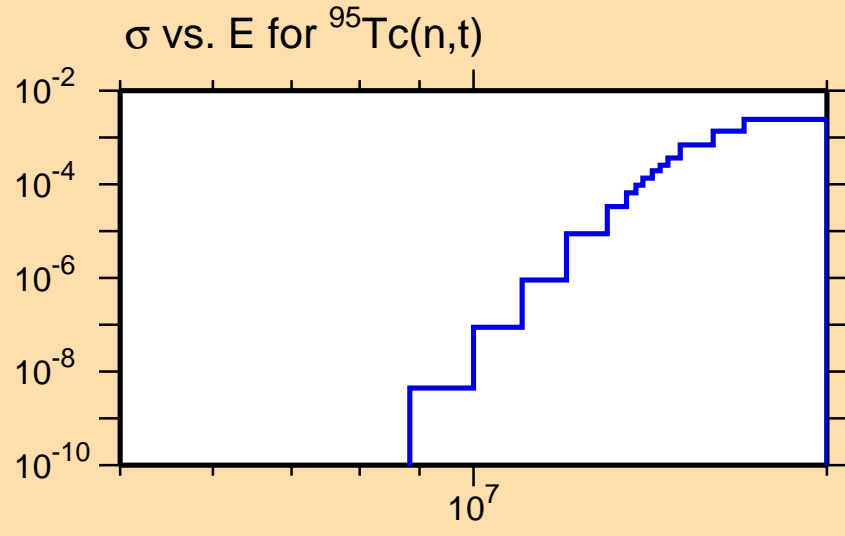




Ordinate scales are % relative standard deviation and barns.

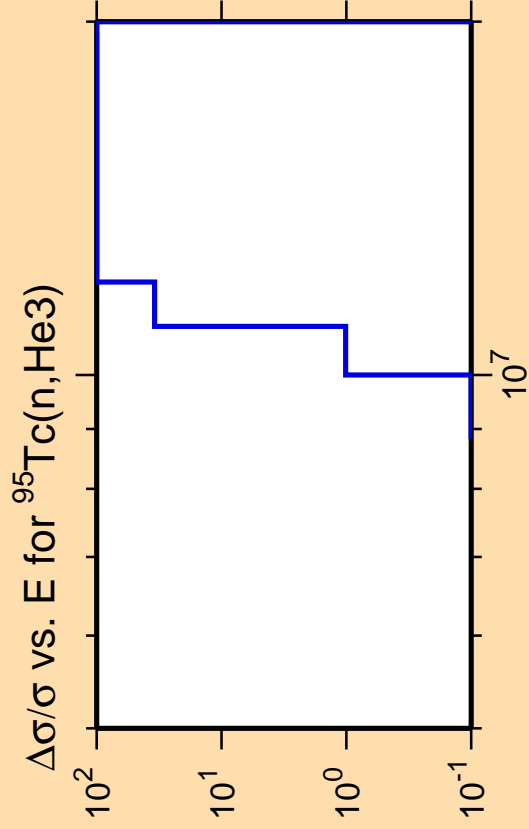
Abscissa scales are energy (eV).

Warning: some uncertainty data were suppressed.



Correlation Matrix


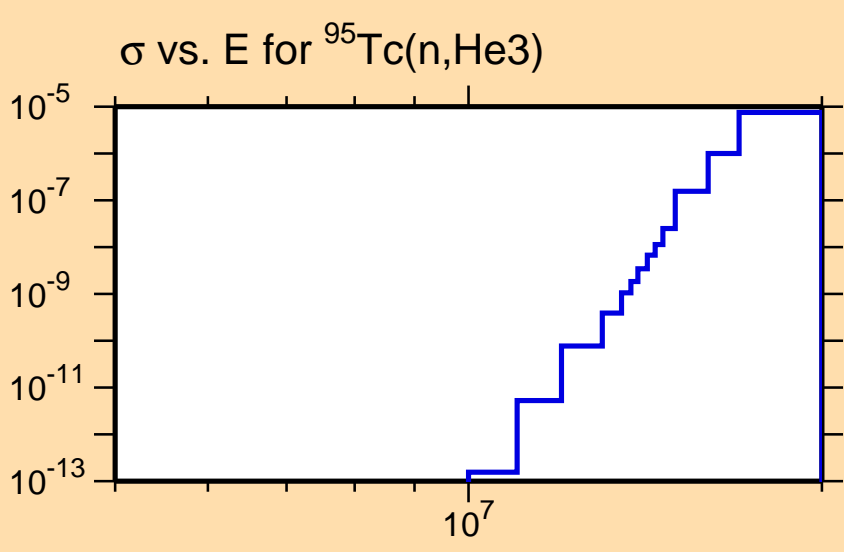




Ordinate scales are % relative standard deviation and barns.

Abscissa scales are energy (eV).

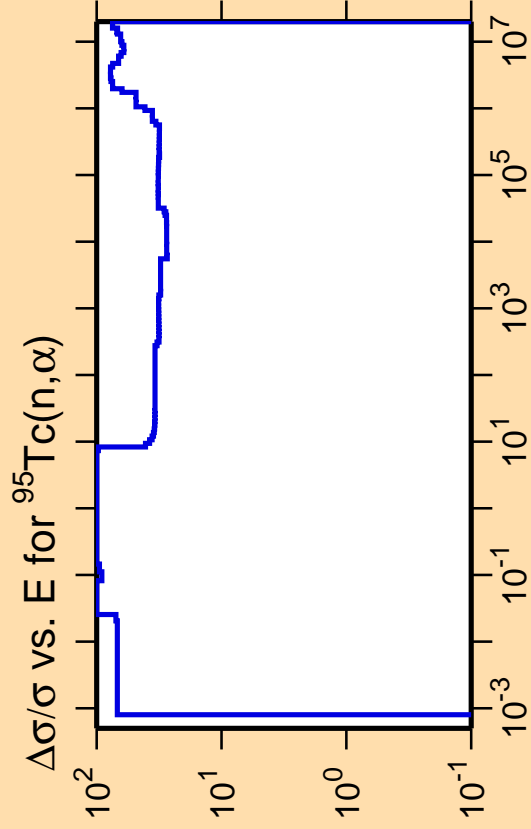
Warning: some uncertainty data were suppressed.



Correlation Matrix






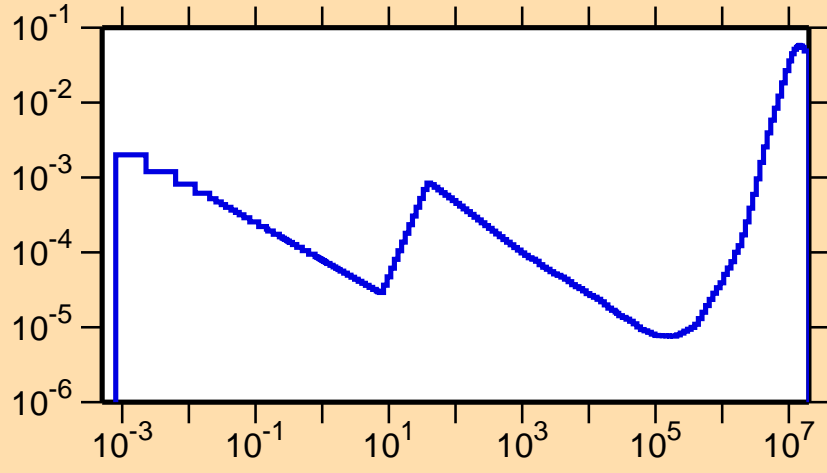


Ordinate scales are % relative standard deviation and barns.

Abscissa scales are energy (eV).

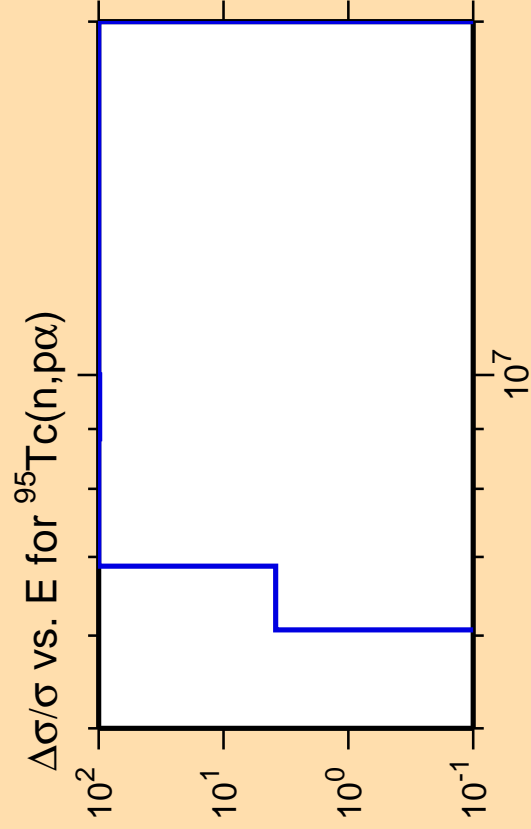
Warning: some uncertainty data were suppressed.

$\sigma$  vs. E for  $^{95}\text{Tc}(n,\alpha)$



Correlation Matrix


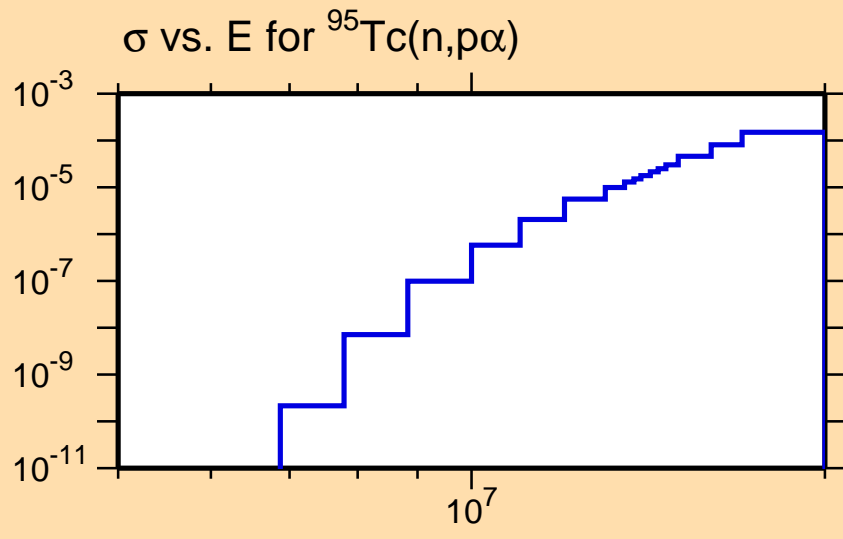




Ordinate scales are % relative standard deviation and barns.

Abscissa scales are energy (eV).

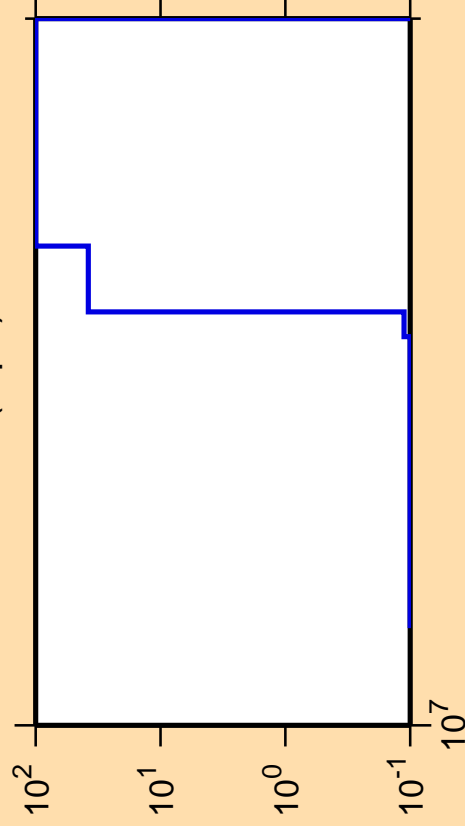
Warning: some uncertainty data were suppressed.



Correlation Matrix



$\Delta\sigma/\sigma$  vs. E for  $^{95}\text{Tc}(n,\text{pd})$

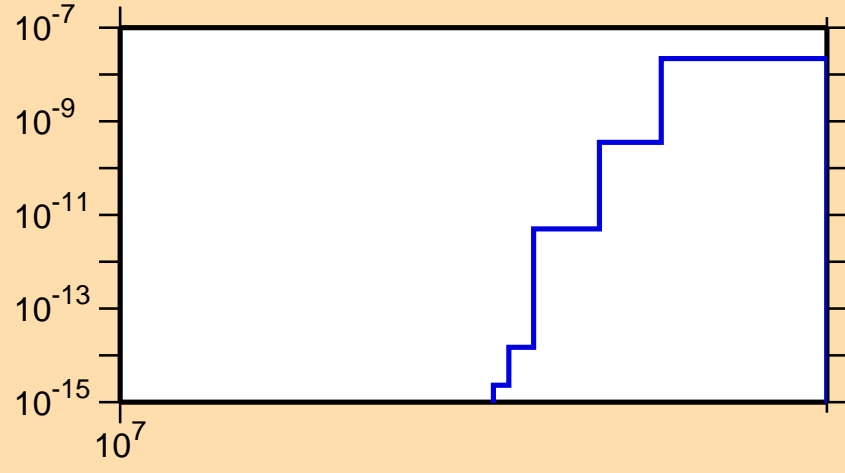


Ordinate scales are % relative standard deviation and barns.


Abscissa scales are energy (eV).

Warning: some uncertainty data were suppressed.

$\sigma$  vs. E for  $^{95}\text{Tc}(n,\text{pd})$



$10^7$




Correlation Matrix



-1.0  
-0.8  
-0.6  
-0.4  
-0.2  
0.0

$\Delta\sigma/\sigma$  vs. E for  $^{95}\text{Tc}(n,\text{pt})$

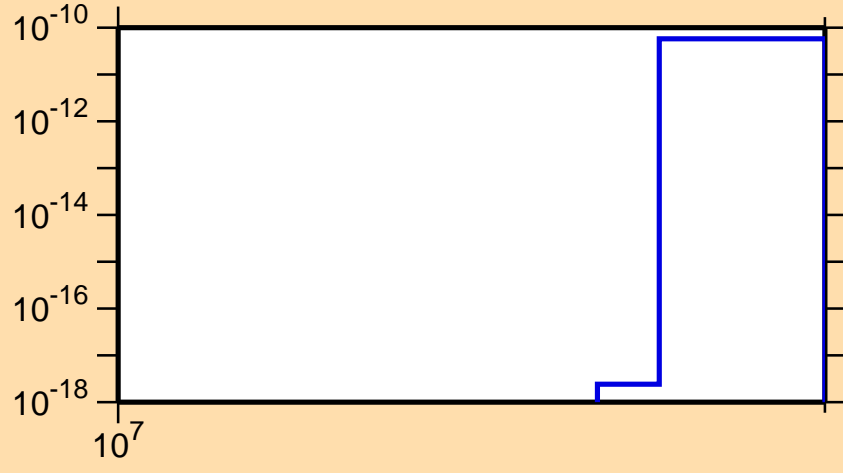


Ordinate scales are % relative standard deviation and barns.

Abscissa scales are energy (eV).

Warning: some uncertainty data were suppressed.

$\sigma$  vs. E for  $^{95}\text{Tc}(n,\text{pt})$



$10^7$

$10^{-10}$

$10^{-12}$

$10^{-14}$

$10^{-16}$

$10^{-18}$

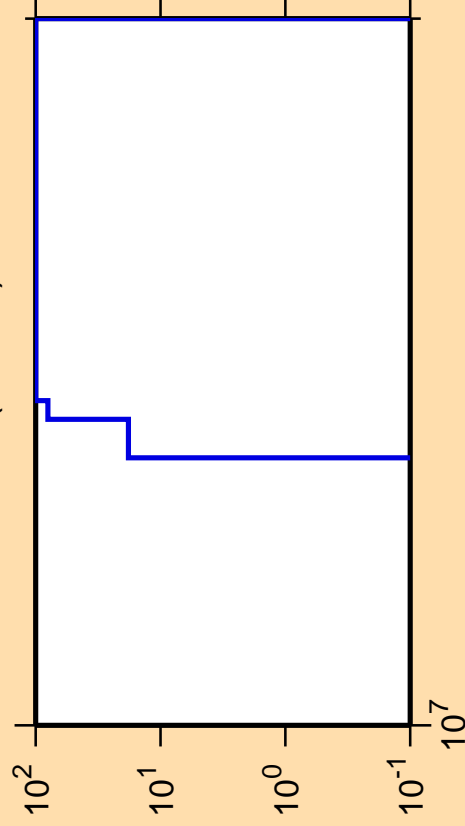
Correlation Matrix



1.0  
0.8  
0.6  
0.4  
0.2  
0.0

-1.0  
-0.8  
-0.6  
-0.4  
-0.2  
0.0

$\Delta\sigma/\sigma$  vs. E for  $^{95}\text{Tc}(\text{mt117})$

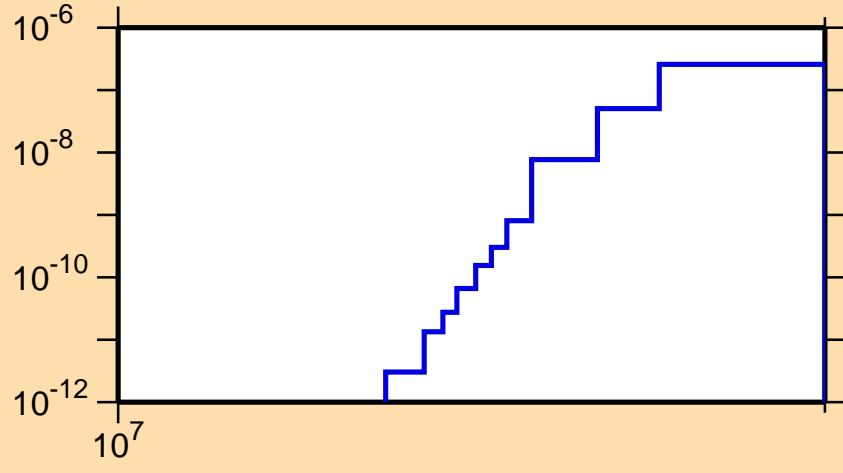


Ordinate scales are % relative standard deviation and barns.

Abscissa scales are energy (eV).

Warning: some uncertainty data were suppressed.

$\sigma$  vs. E for  $^{95}\text{Tc}(\text{mt117})$



$10^7$

$10^{-6}$

$10^{-8}$

$10^{-10}$

$10^{-12}$

Correlation Matrix



1.0  
0.8  
0.6  
0.4  
0.2  
0.0

-1.0  
-0.8  
-0.6  
-0.4  
-0.2  
0.0