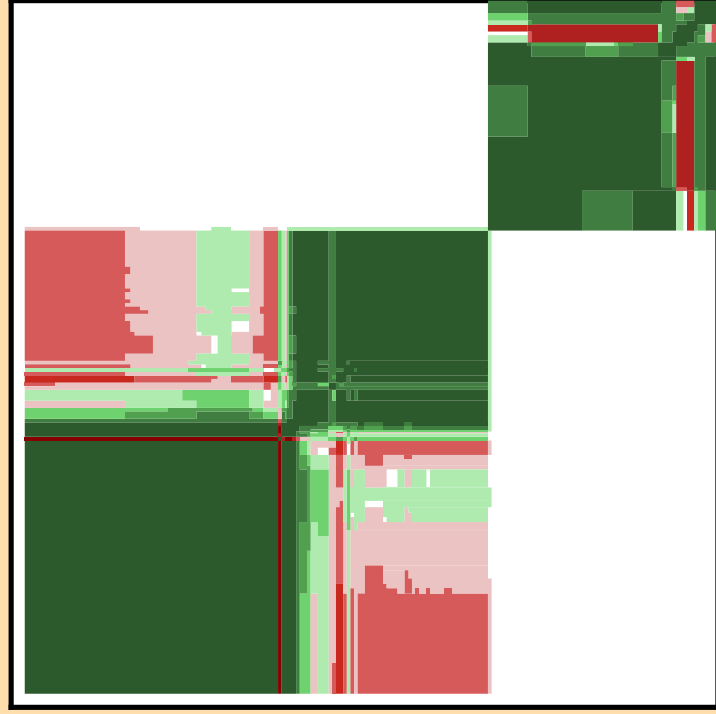
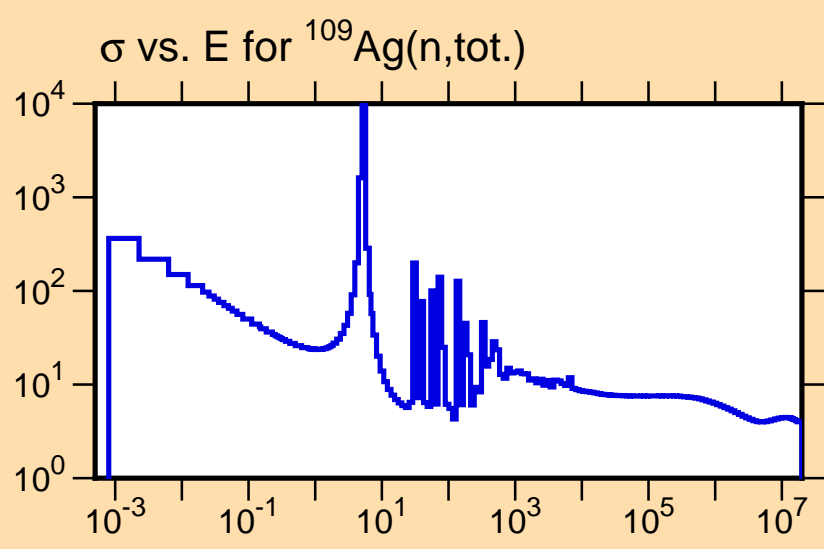


Ordinate scales are % relative standard deviation and barns.

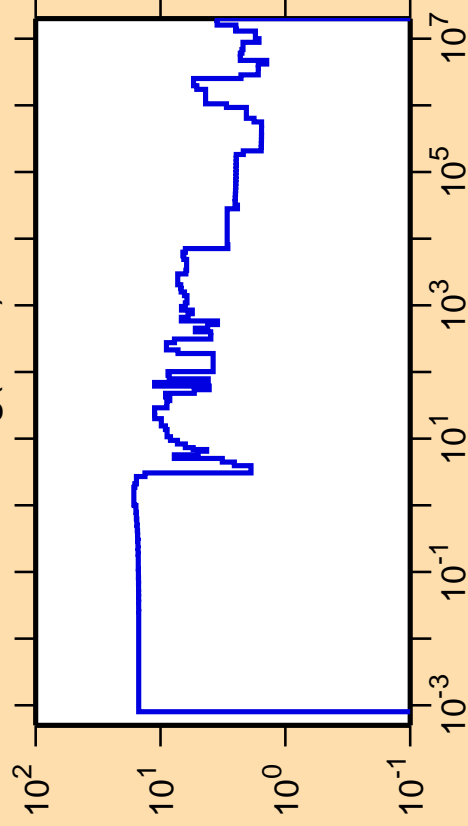
Abscissa scales are energy (eV).



Correlation Matrix




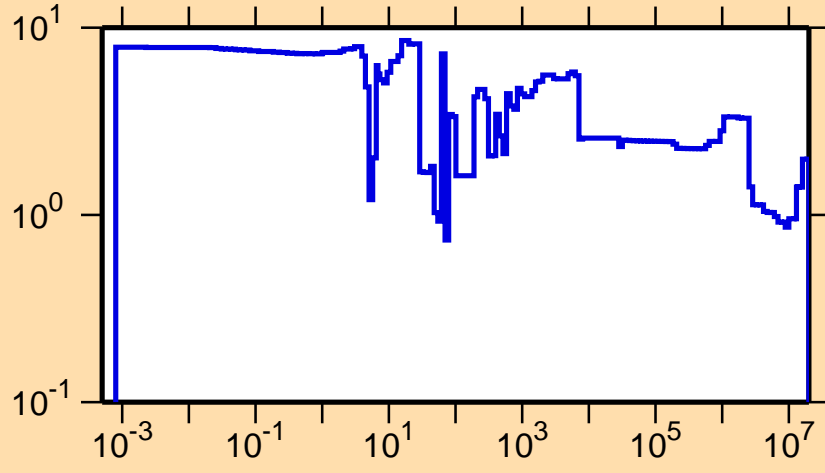
$\Delta\sigma/\sigma$  vs. E for  $^{109}\text{Ag}(n,\text{el.})$



Ordinate scale is %  
relative standard deviation.

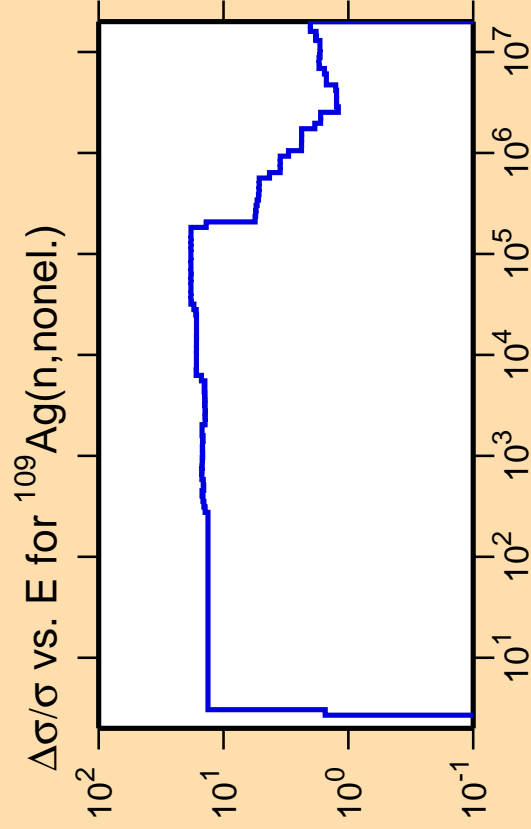
Abscissa scales are energy (eV).

$\Delta\sigma/\sigma$  vs. E for  $^{109}\text{Ag}(n,\text{tot.})$




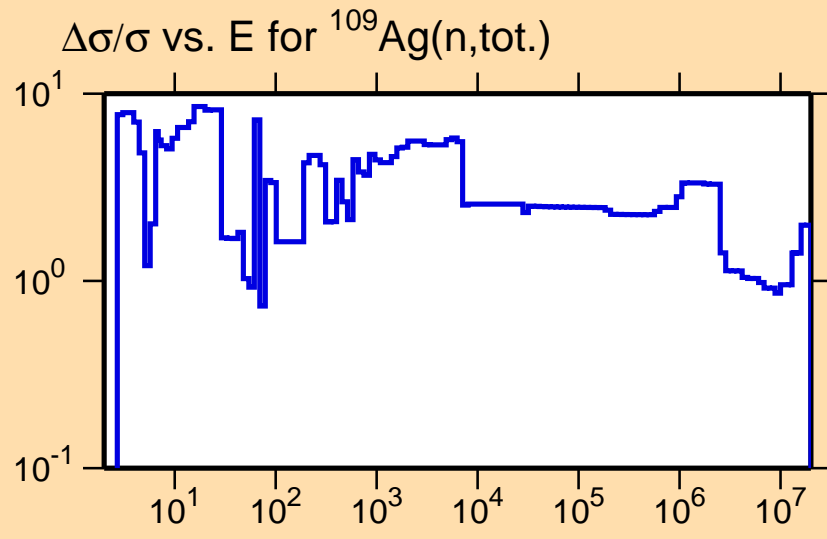
Correlation Matrix





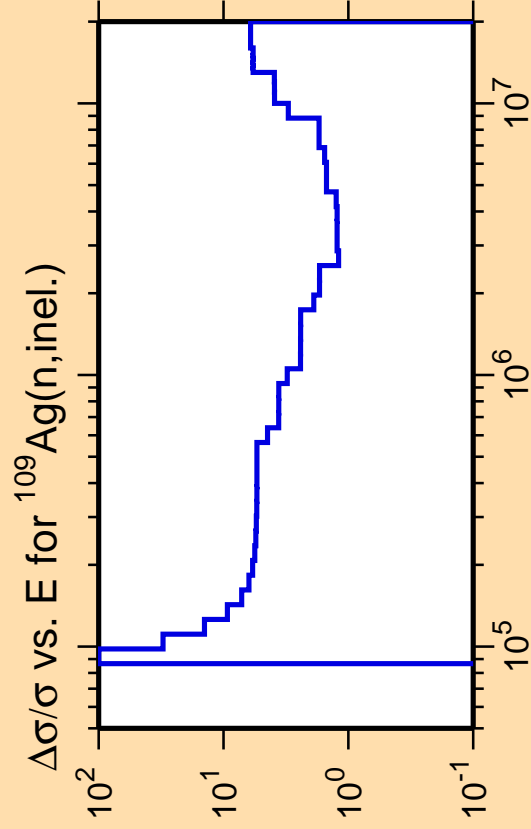
Ordinate scale is %  
relative standard deviation.

Abscissa scales are energy (eV).



Correlation Matrix

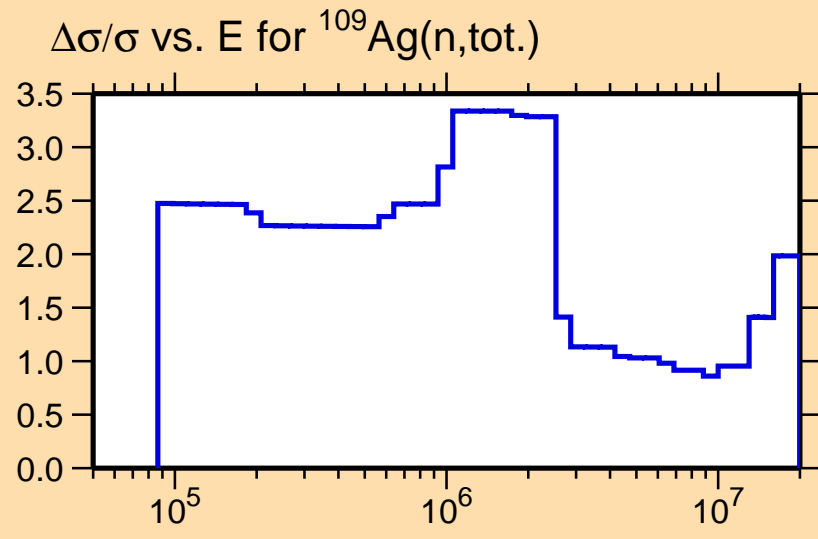




Ordinate scale is %  
relative standard deviation.

Abscissa scales are energy (eV).

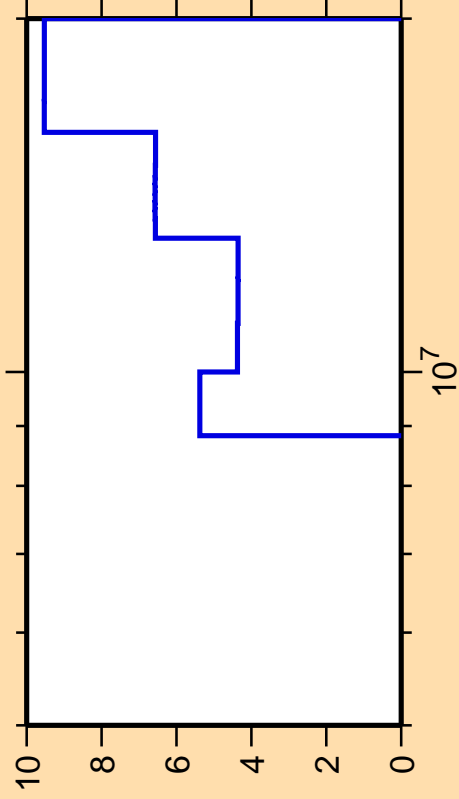
Warning: some uncertainty  
data were suppressed.



Correlation Matrix




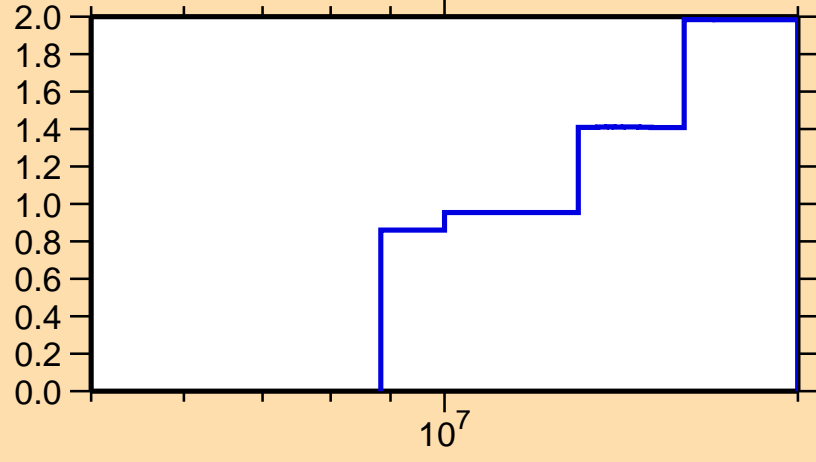
$\Delta\sigma/\sigma$  vs. E for  $^{109}\text{Ag}(n,2n)$



Ordinate scale is %  
relative standard deviation.

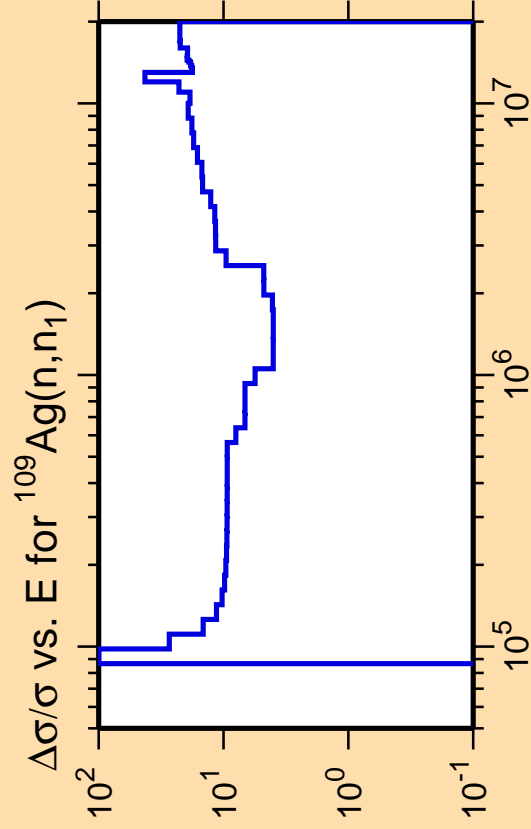
Abscissa scales are energy (eV).

$\Delta\sigma/\sigma$  vs. E for  $^{109}\text{Ag}(n,\text{tot.})$



Correlation Matrix

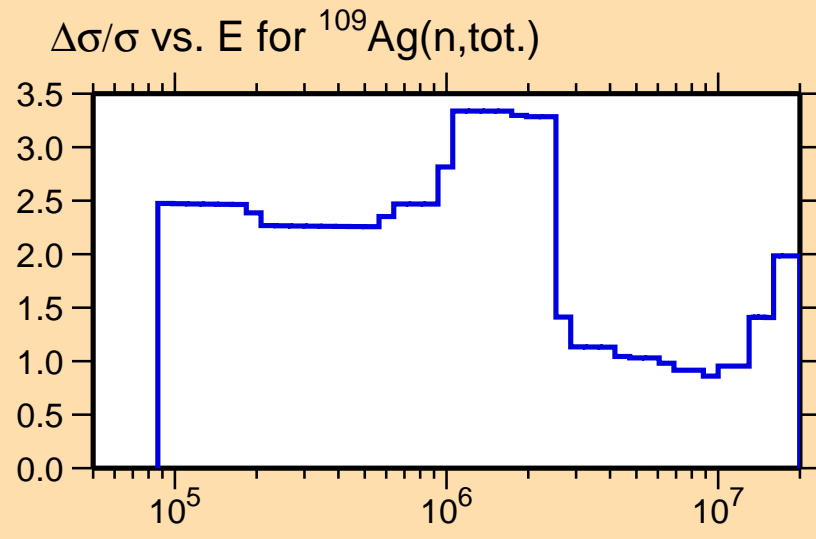




Ordinate scale is %  
relative standard deviation.

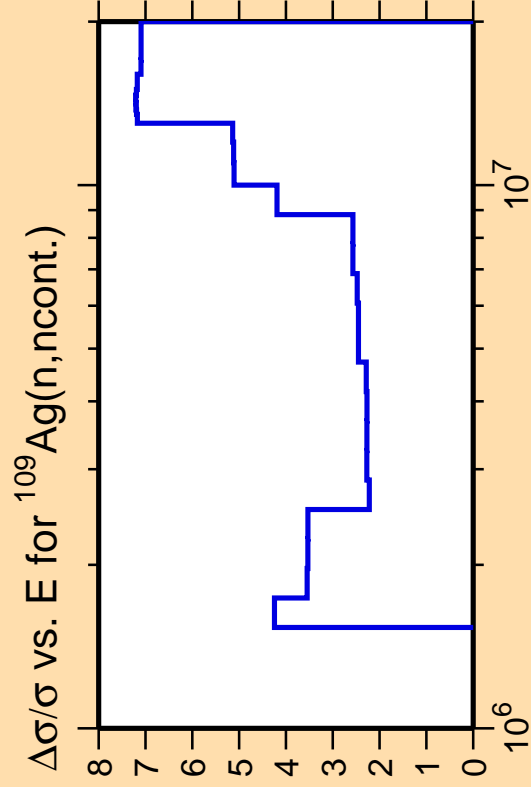
Abscissa scales are energy (eV).

Warning: some uncertainty  
data were suppressed.



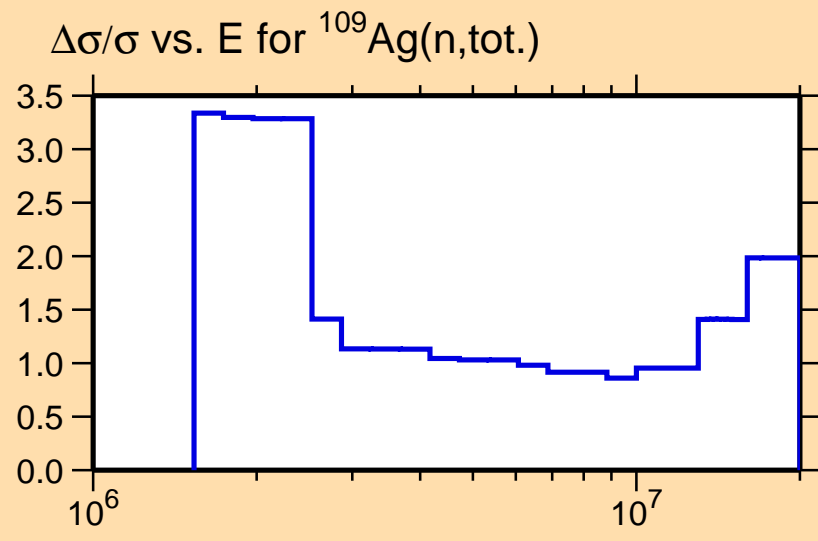
Correlation Matrix





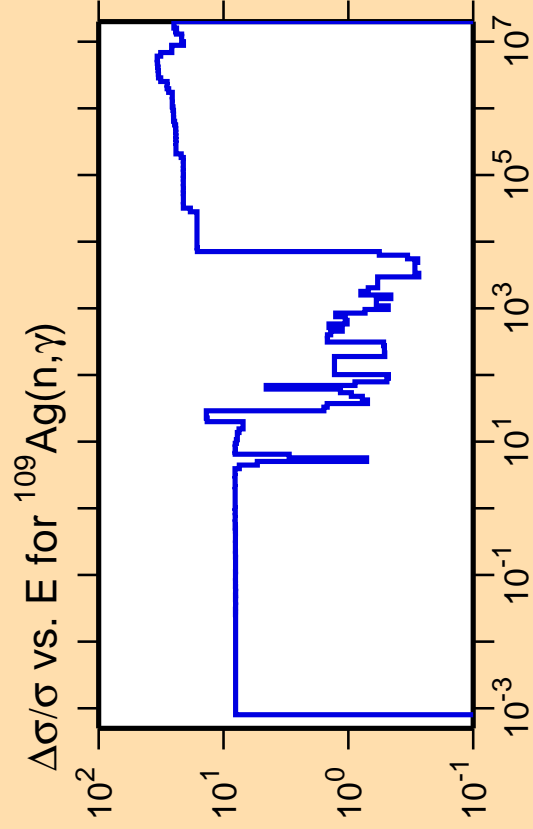
Ordinate scale is %  
relative standard deviation.

Abscissa scales are energy (eV).




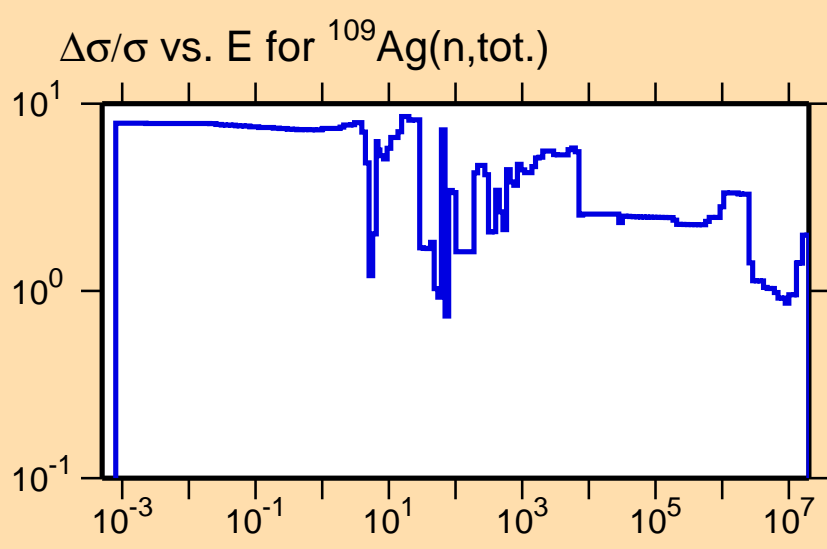
Correlation Matrix





Ordinate scale is %  
relative standard deviation.

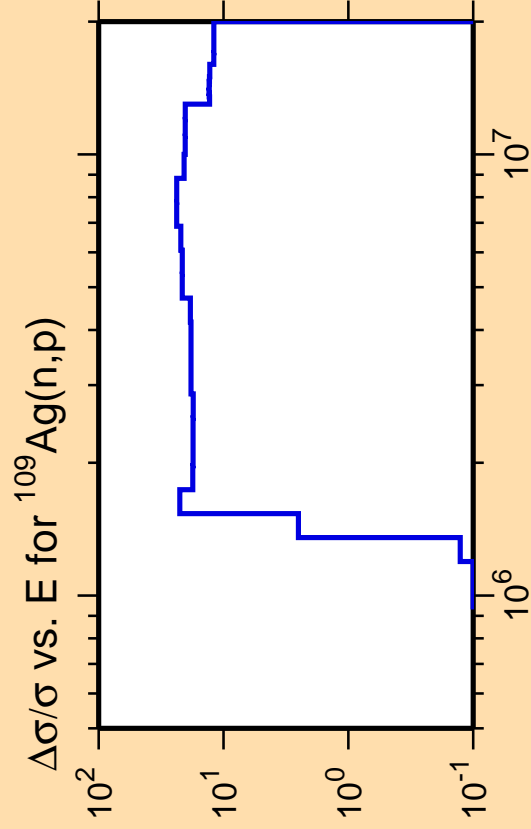
Abscissa scales are energy (eV).



Correlation Matrix




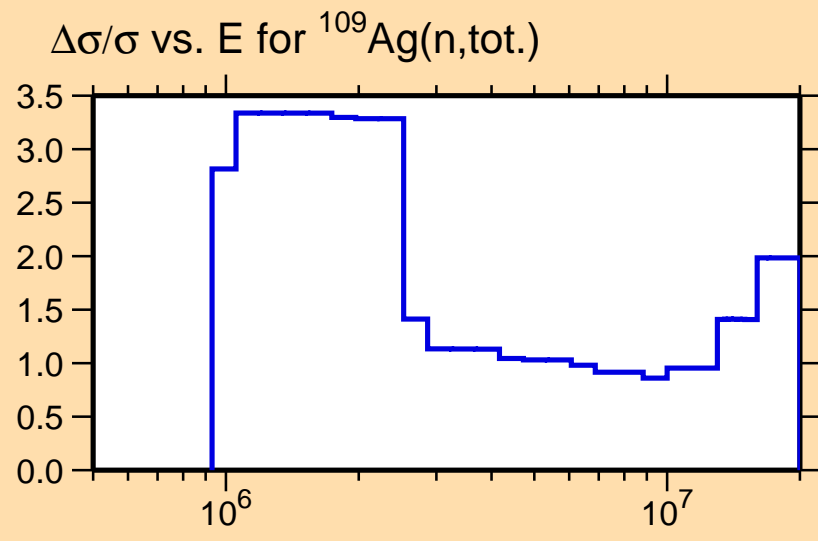




Ordinate scale is %  
relative standard deviation.

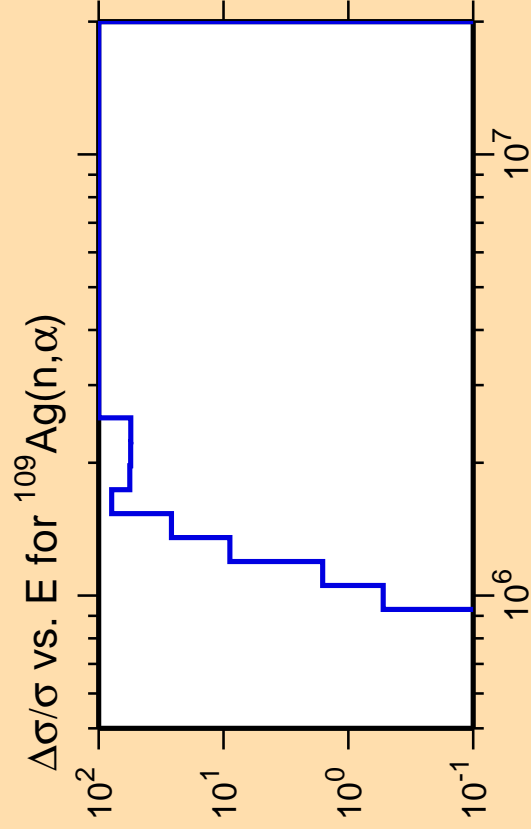
Abscissa scales are energy (eV).

Warning: some uncertainty  
data were suppressed.



Correlation Matrix

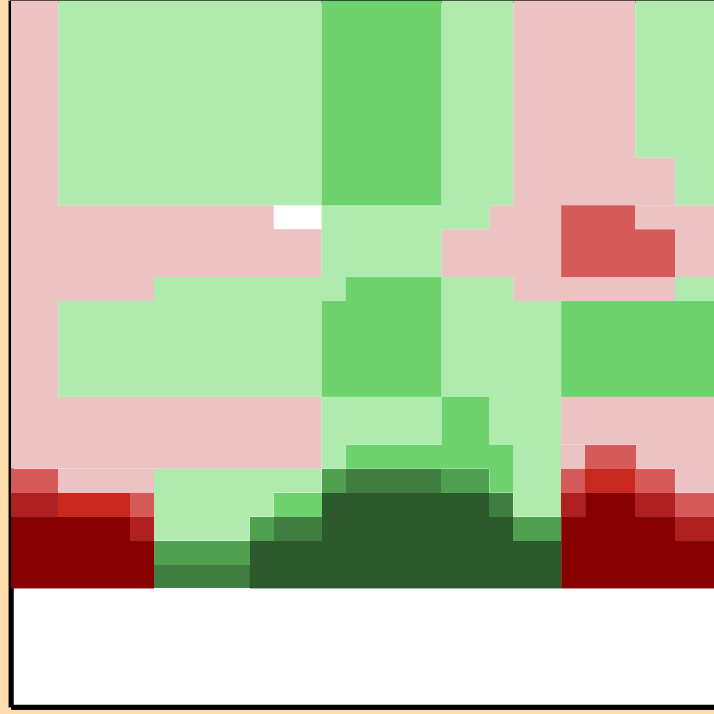
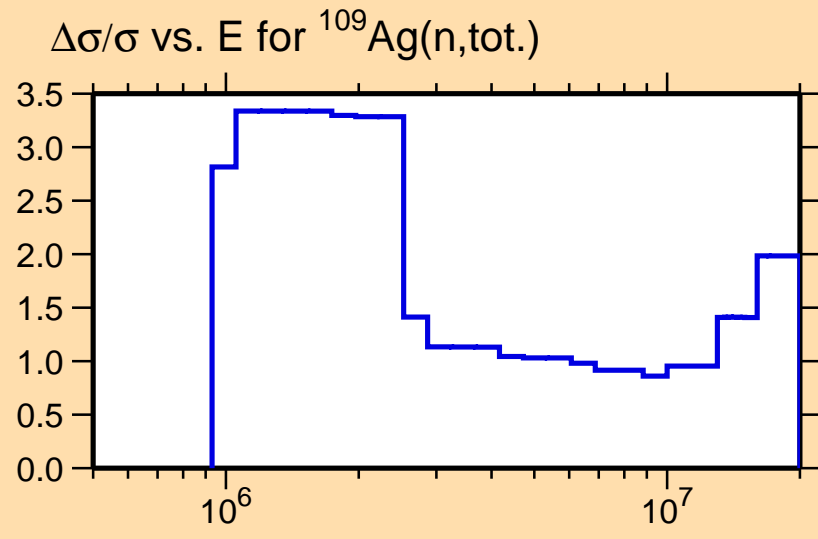




Ordinate scale is %  
relative standard deviation.

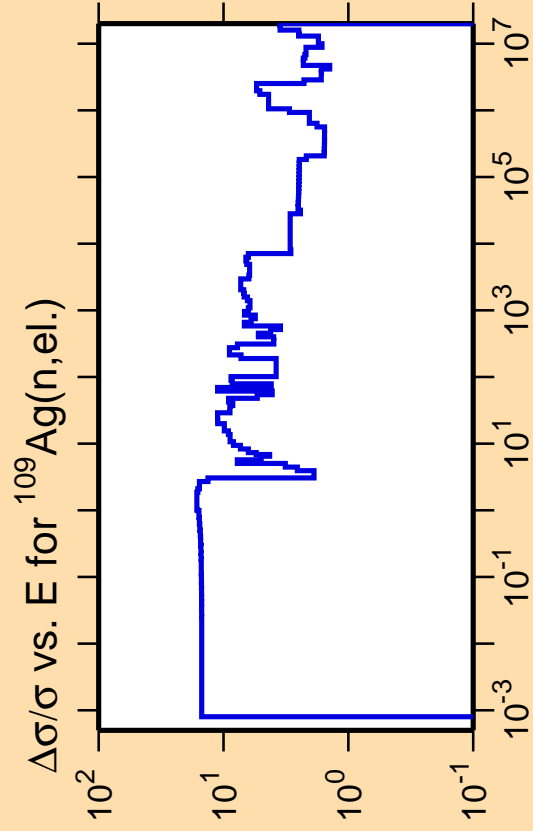
Abscissa scales are energy (eV).

Warning: some uncertainty  
data were suppressed.



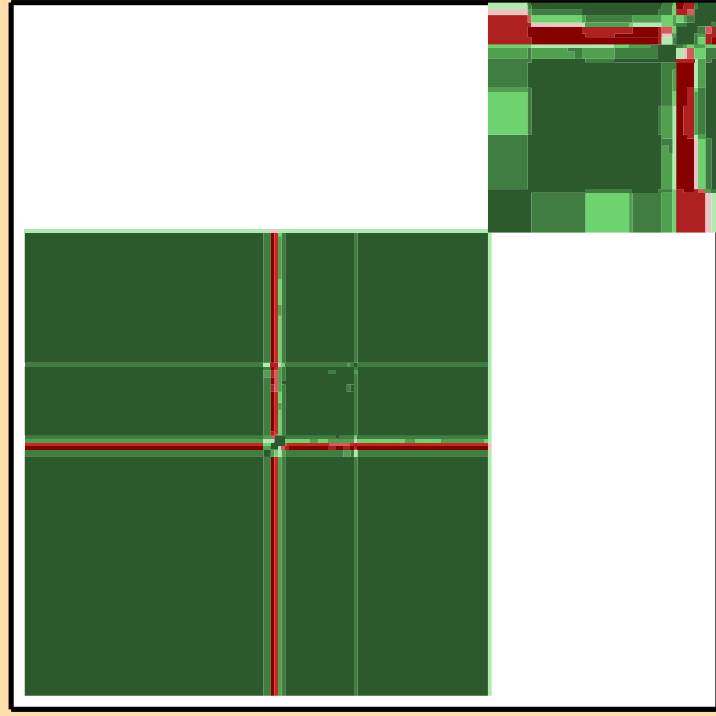
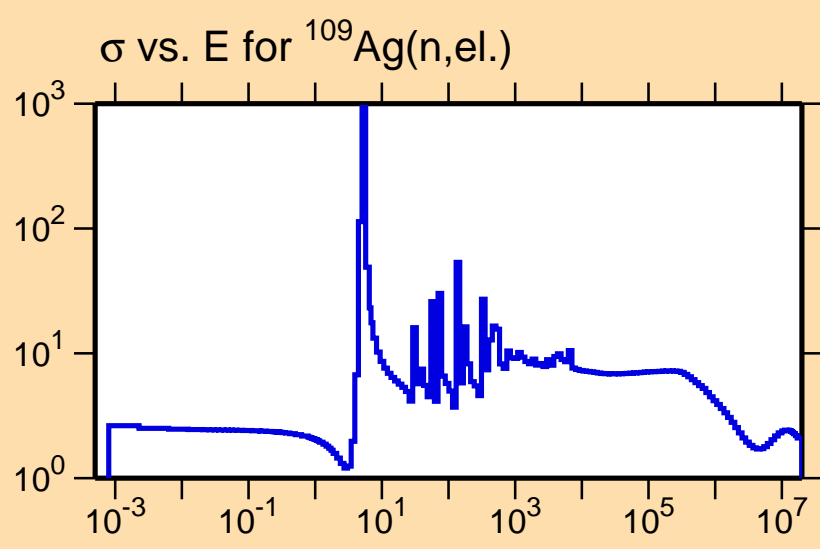
Correlation Matrix





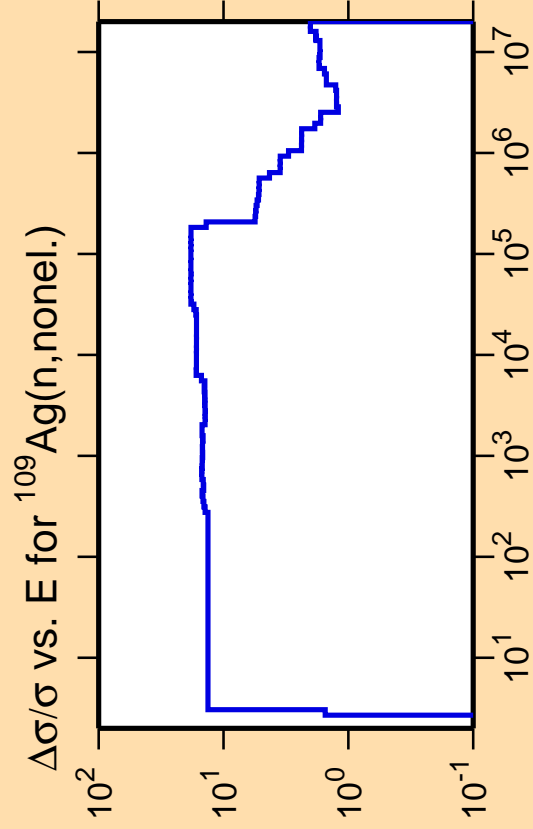
Ordinate scales are % relative standard deviation and barns.

Abscissa scales are energy (eV).



Correlation Matrix

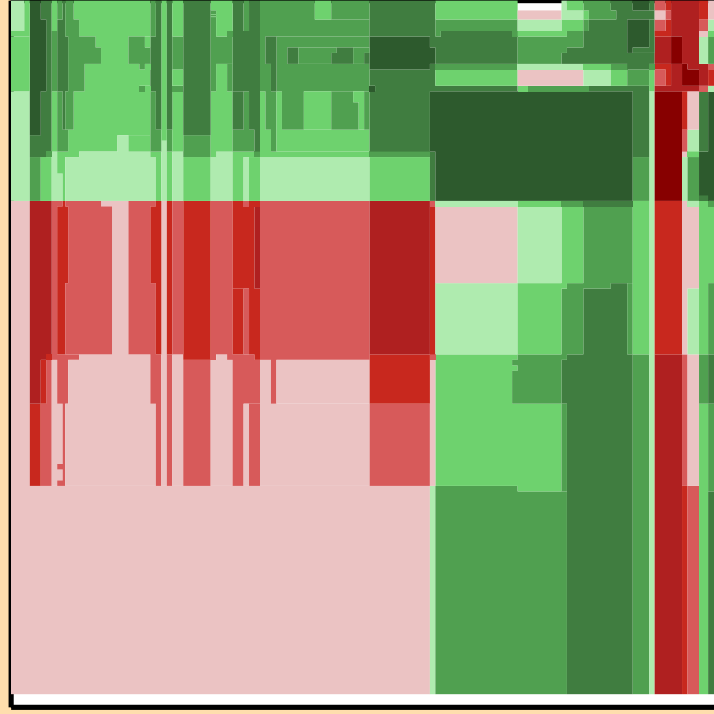
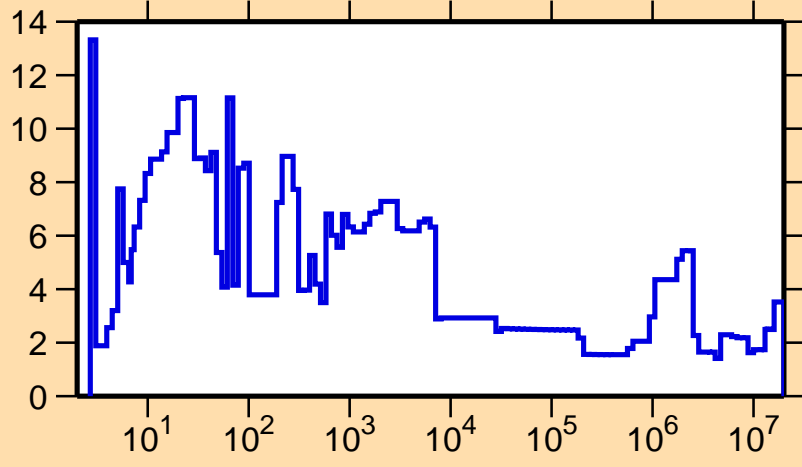




Ordinate scale is %  
relative standard deviation.

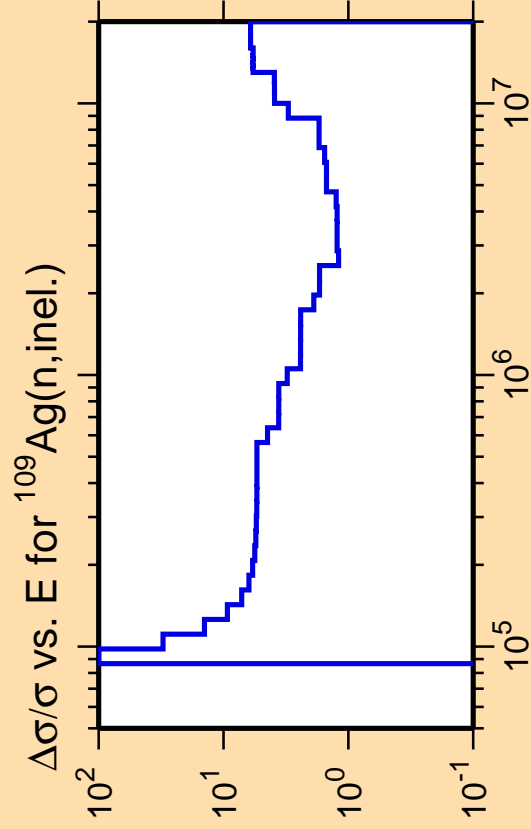
Abscissa scales are energy (eV).

$\Delta\sigma/\sigma$  vs. E for  $^{109}\text{Ag}(n,\text{el.})$



Correlation Matrix

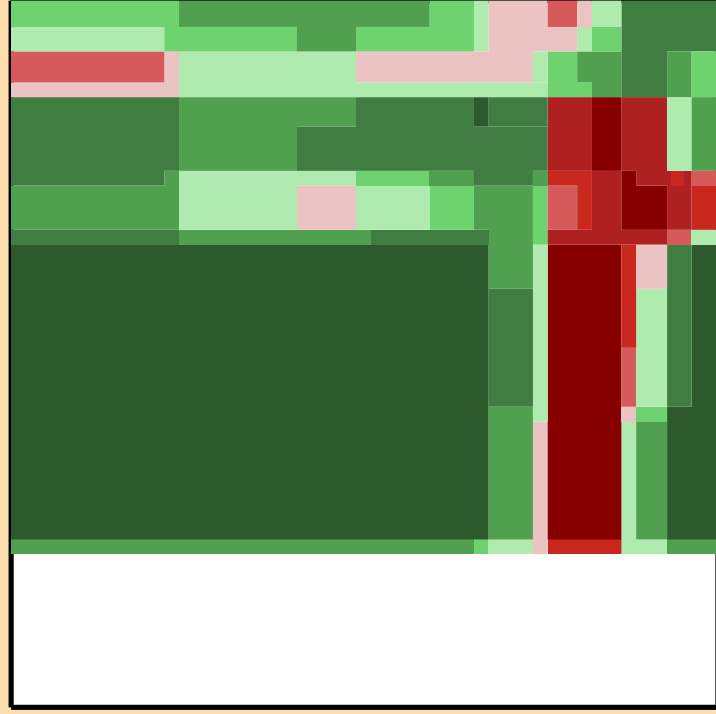
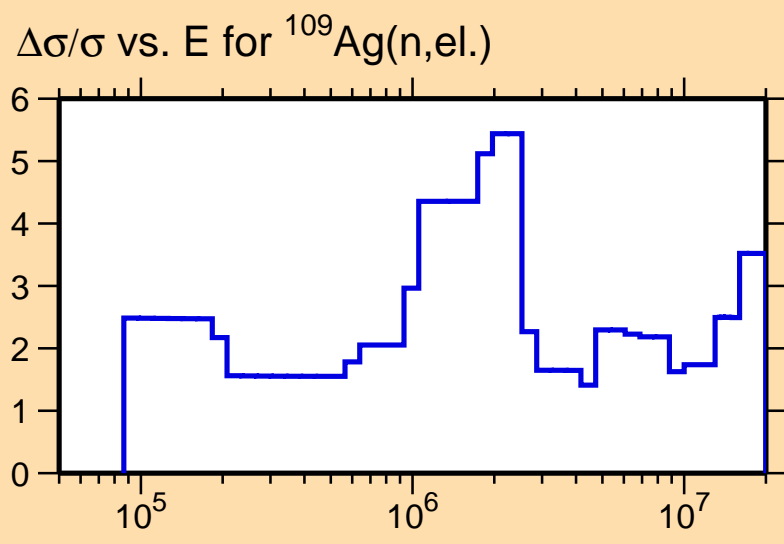




Ordinate scale is %  
relative standard deviation.

Abscissa scales are energy (eV).

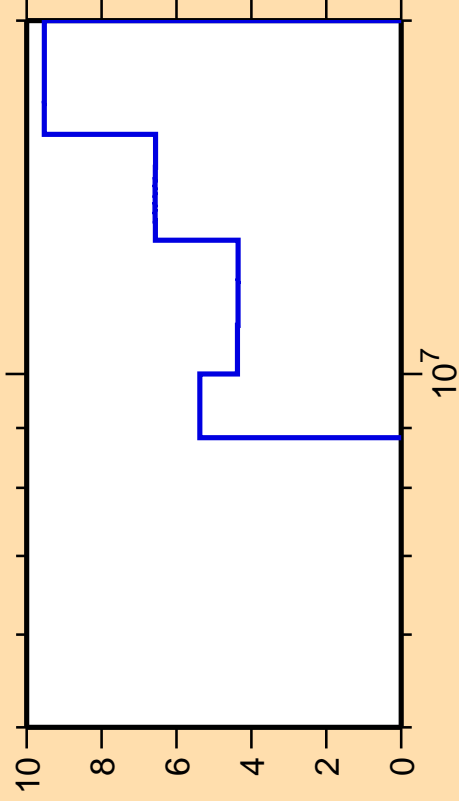
Warning: some uncertainty  
data were suppressed.



Correlation Matrix




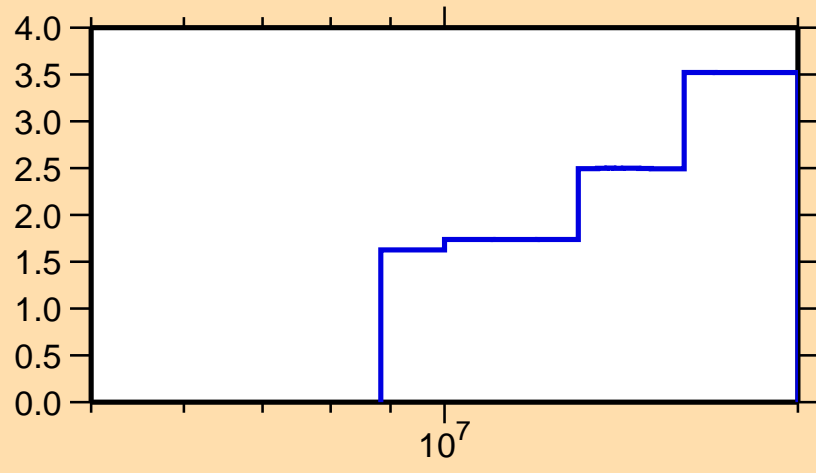
$\Delta\sigma/\sigma$  vs. E for  $^{109}\text{Ag}(n,2n)$



Ordinate scale is %  
relative standard deviation.

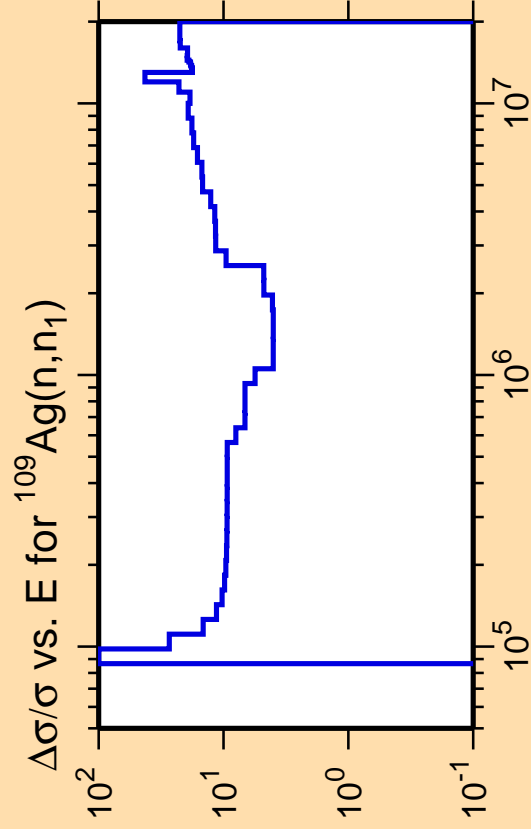
Abscissa scales are energy (eV).

$\Delta\sigma/\sigma$  vs. E for  $^{109}\text{Ag}(n,\text{el.})$



Correlation Matrix


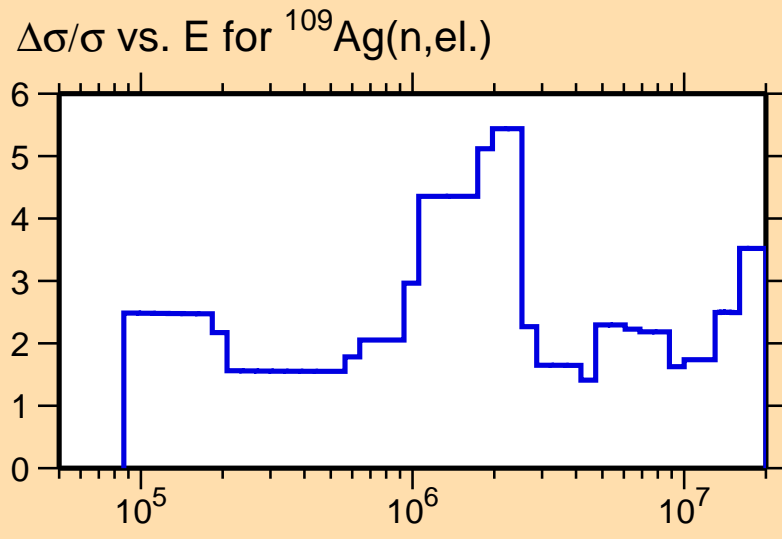




Ordinate scale is %  
relative standard deviation.

Abscissa scales are energy (eV).

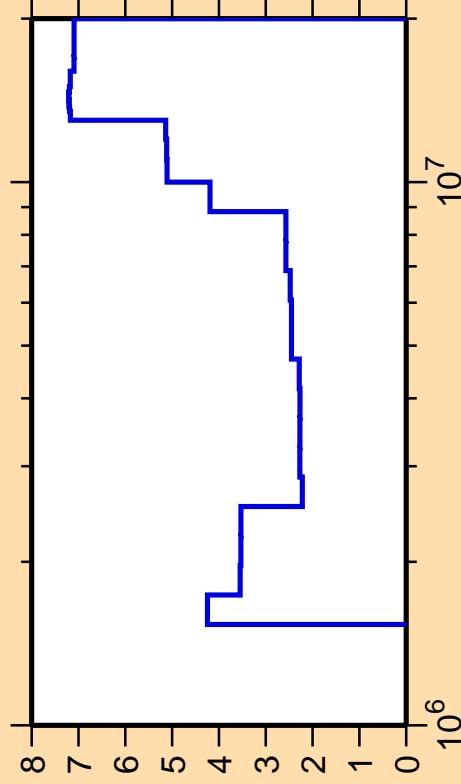
Warning: some uncertainty  
data were suppressed.



Correlation Matrix




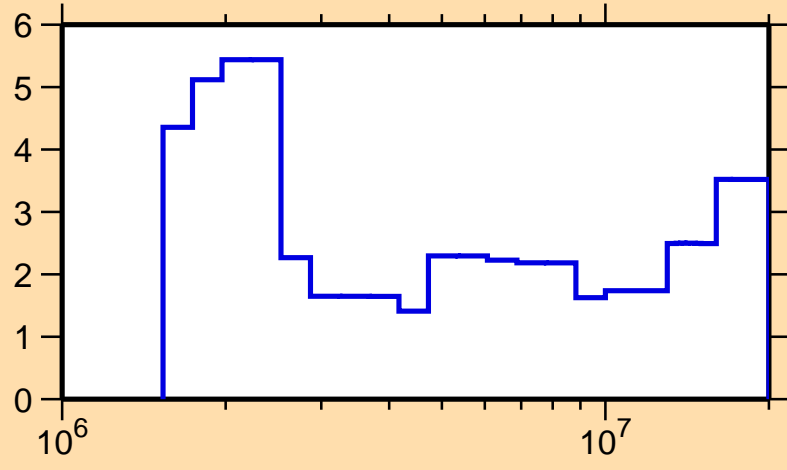
$\Delta\sigma/\sigma$  vs. E for  $^{109}\text{Ag}(n,n\text{cont.})$



Ordinate scale is %  
relative standard deviation.

Abscissa scales are energy (eV).

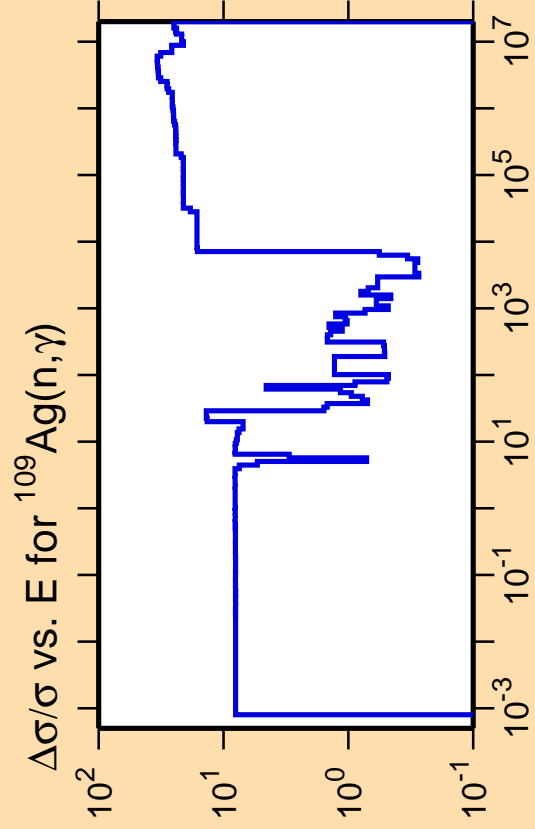
$\Delta\sigma/\sigma$  vs. E for  $^{109}\text{Ag}(n,\text{el.})$



Correlation Matrix


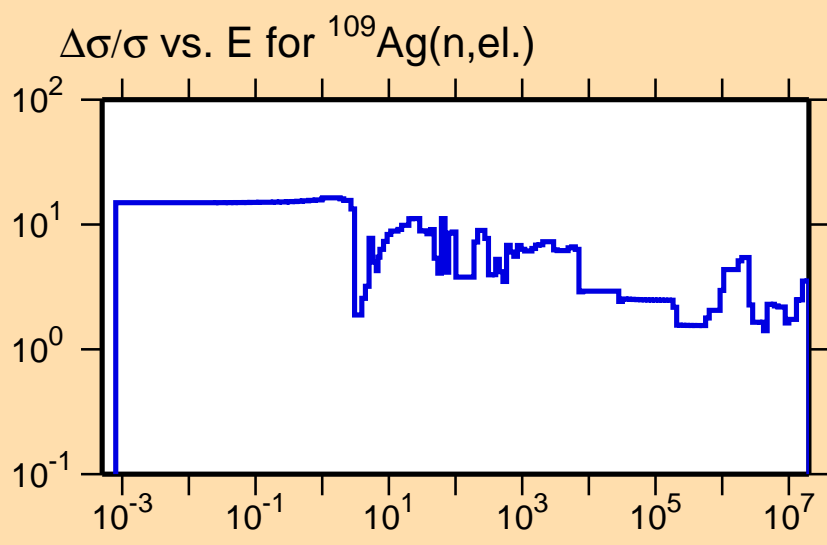






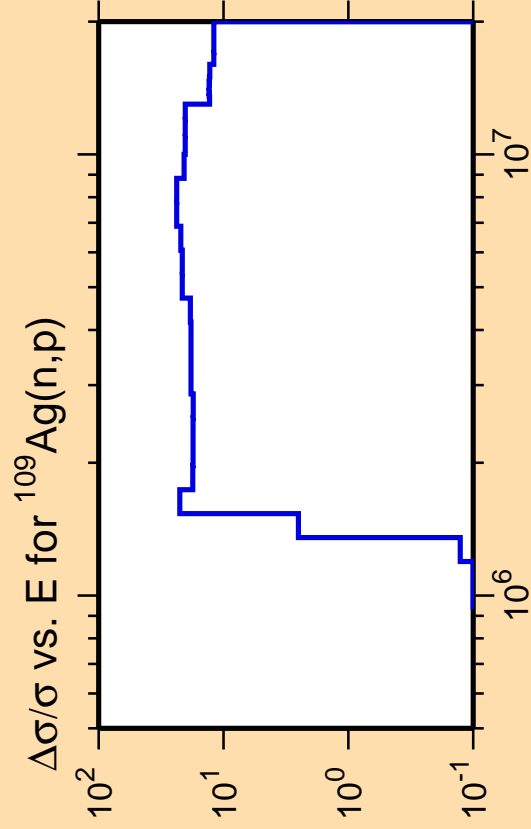
Ordinate scale is %  
relative standard deviation.

Abscissa scales are energy (eV).



Correlation Matrix

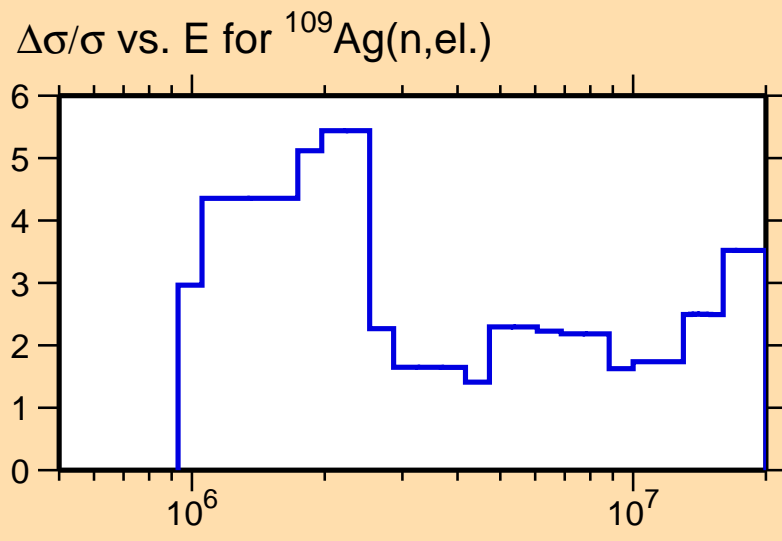




Ordinate scale is %  
relative standard deviation.

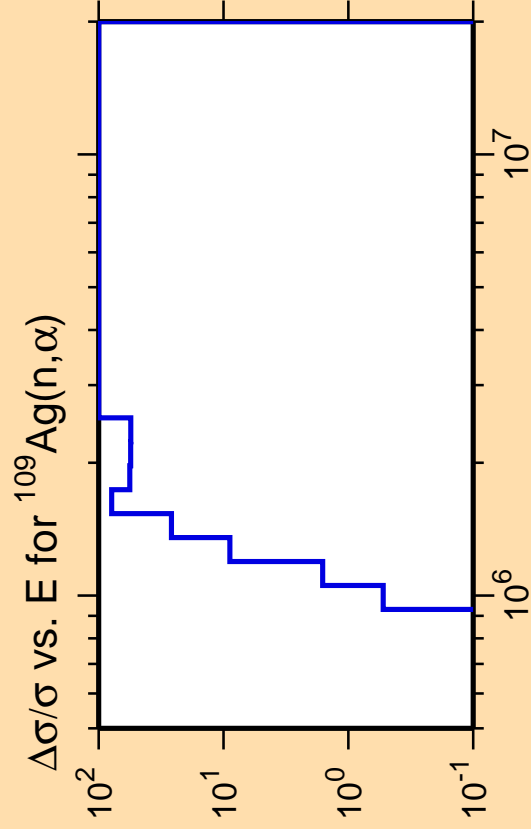
Abscissa scales are energy (eV).

Warning: some uncertainty  
data were suppressed.



Correlation Matrix




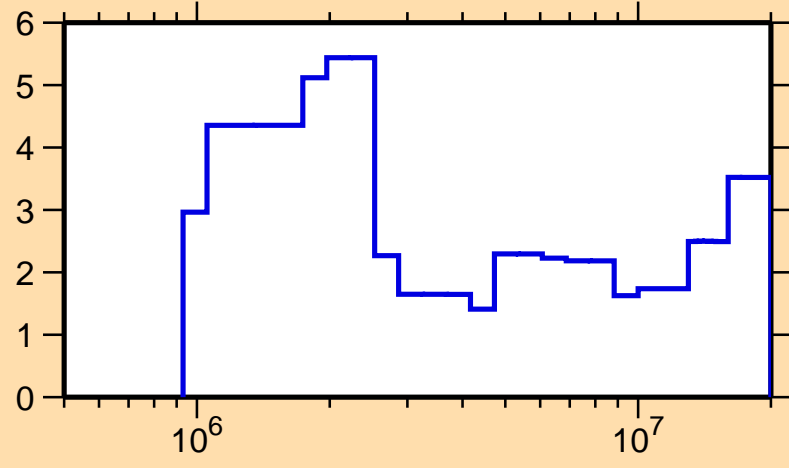


Ordinate scale is %  
relative standard deviation.

Abscissa scales are energy (eV).

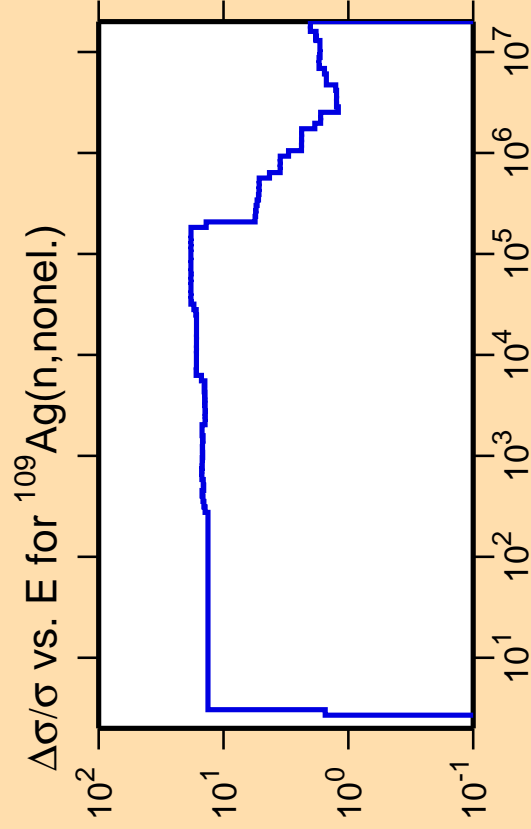
Warning: some uncertainty  
data were suppressed.

$\Delta\sigma/\sigma$  vs. E for  $^{109}\text{Ag}(n,\text{el.})$


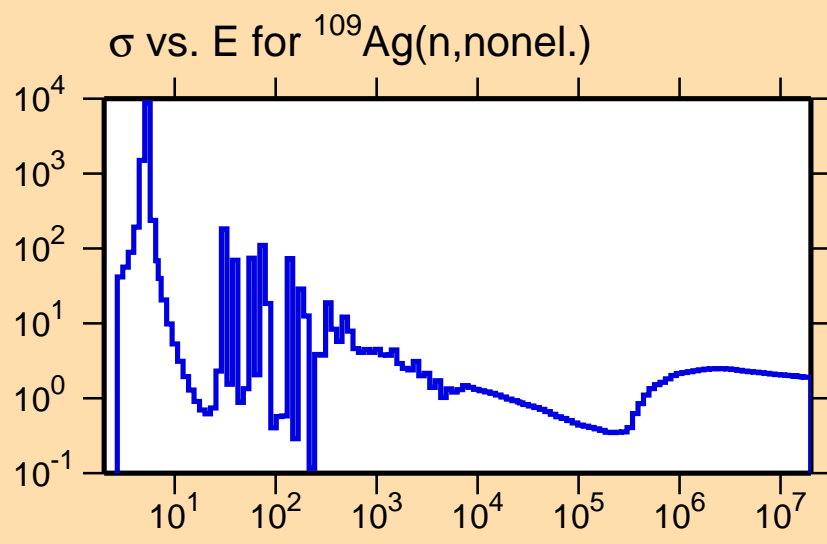


Correlation Matrix



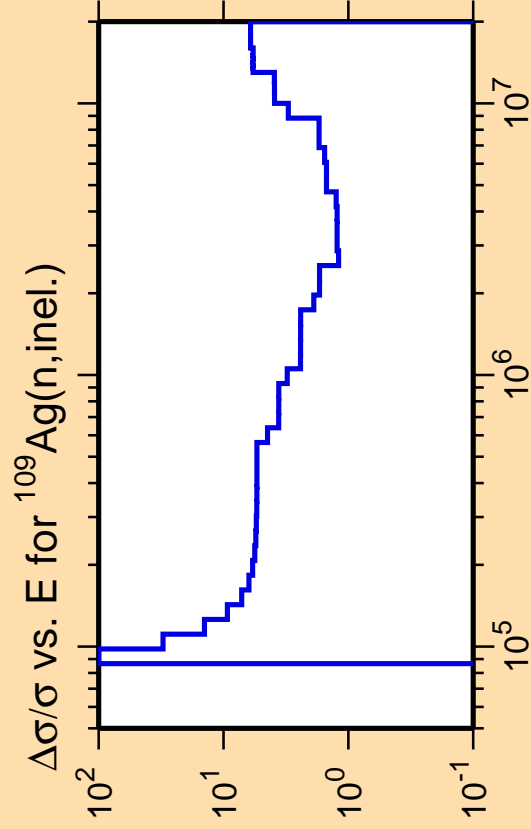


Ordinate scales are % relative standard deviation and barns.  
 Abscissa scales are energy (eV).



Correlation Matrix



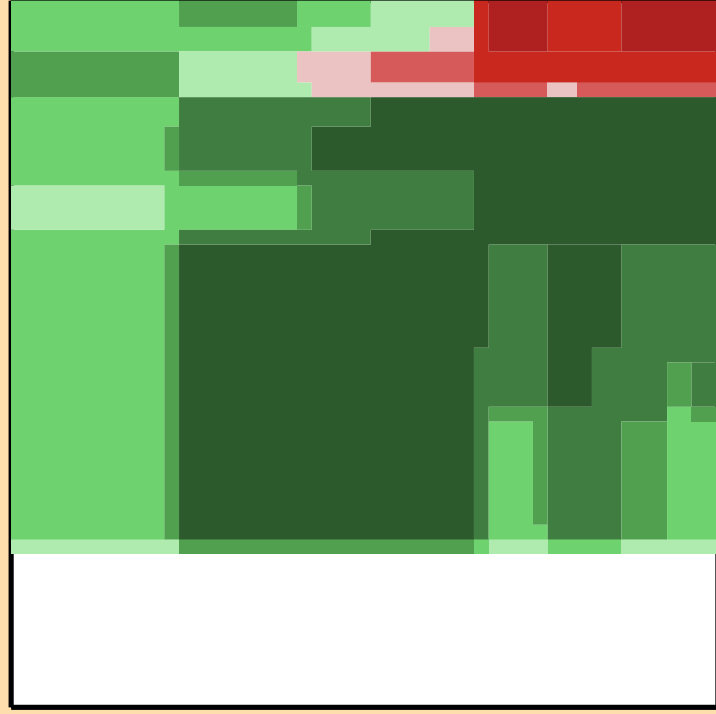
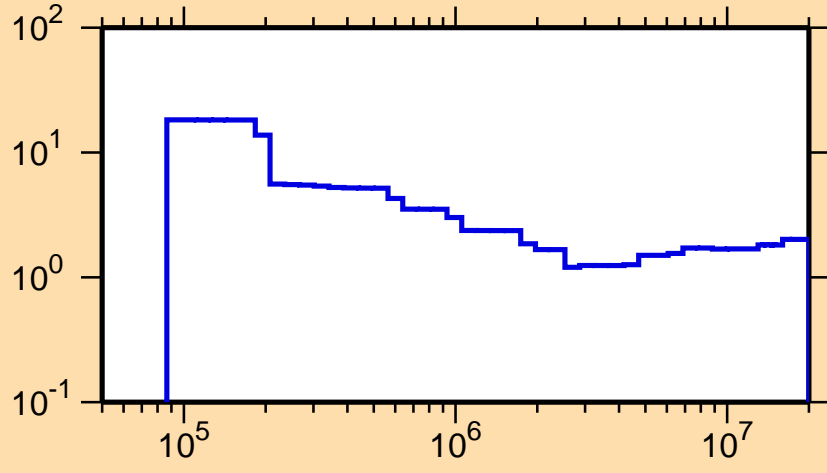


Ordinate scale is %  
relative standard deviation.

Abscissa scales are energy (eV).

Warning: some uncertainty  
data were suppressed.

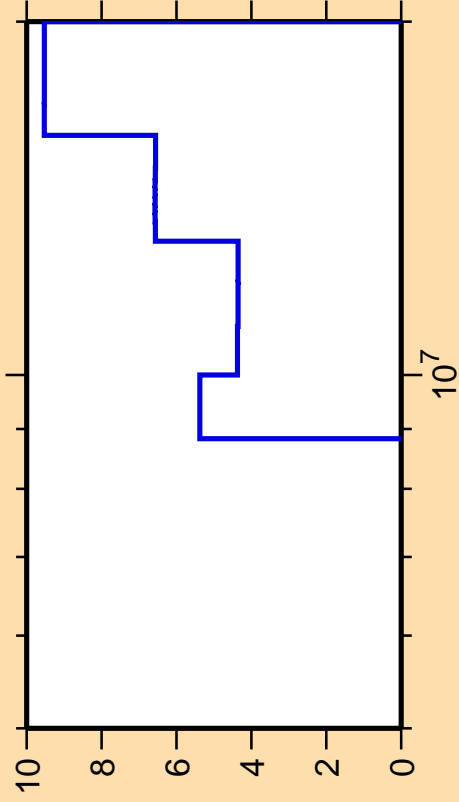
$\Delta\sigma/\sigma$  vs. E for  $^{109}\text{Ag}(n,\text{nonel.})$



Correlation Matrix




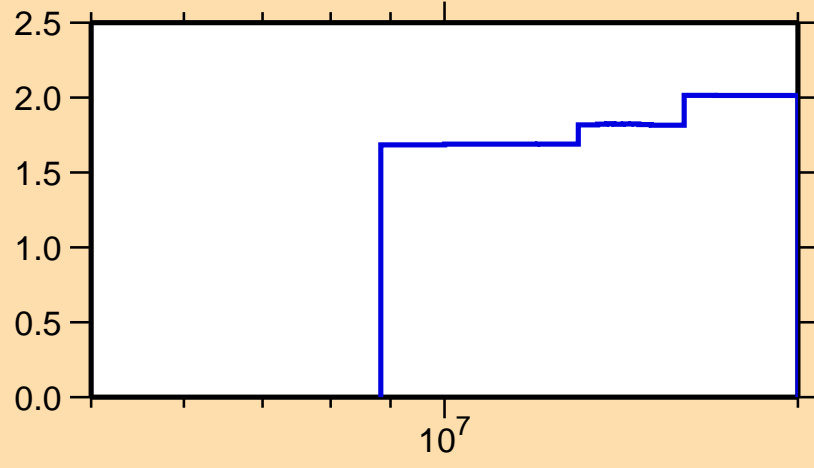
$\Delta\sigma/\sigma$  vs. E for  $^{109}\text{Ag}(n,2n)$



Ordinate scale is %  
relative standard deviation.

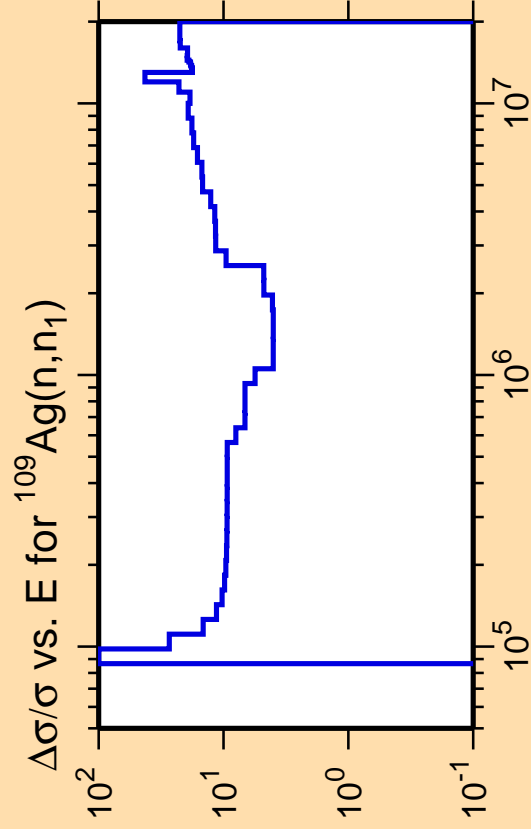
Abscissa scales are energy (eV).

$\Delta\sigma/\sigma$  vs. E for  $^{109}\text{Ag}(n,\text{nonel.})$



Correlation Matrix

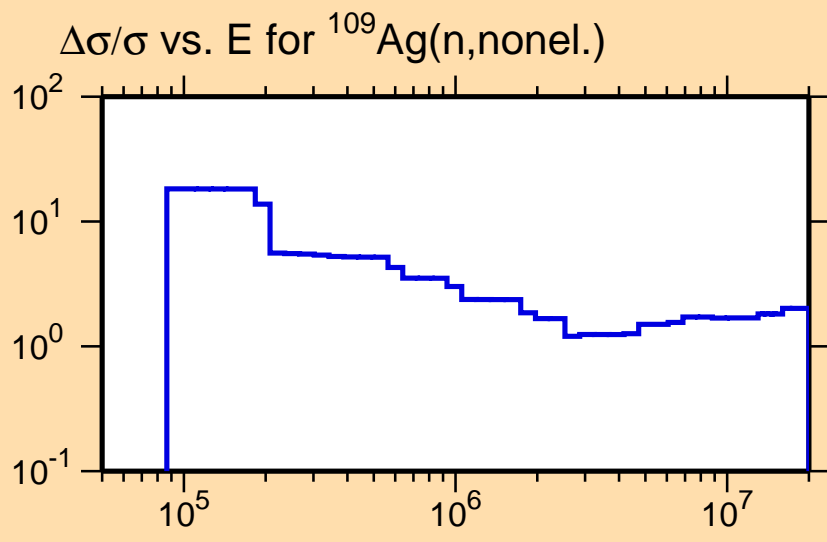




Ordinate scale is %  
relative standard deviation.

Abscissa scales are energy (eV).

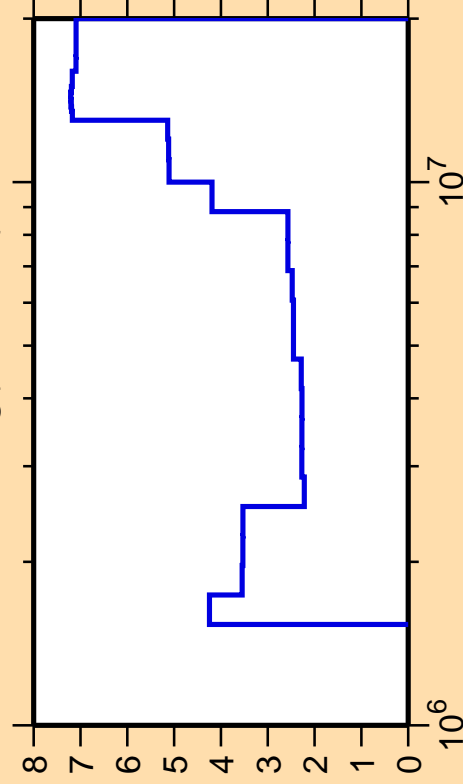
Warning: some uncertainty  
data were suppressed.



Correlation Matrix




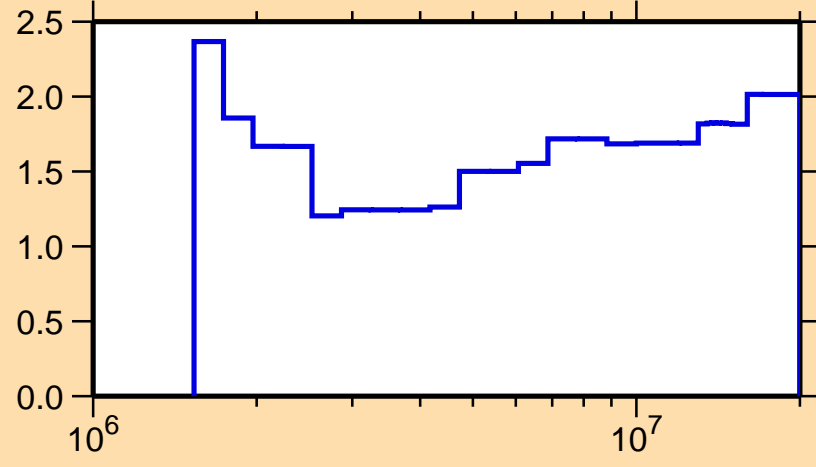
$\Delta\sigma/\sigma$  vs. E for  $^{109}\text{Ag}(n,n\text{cont.})$



Ordinate scale is %  
relative standard deviation.

Abscissa scales are energy (eV).

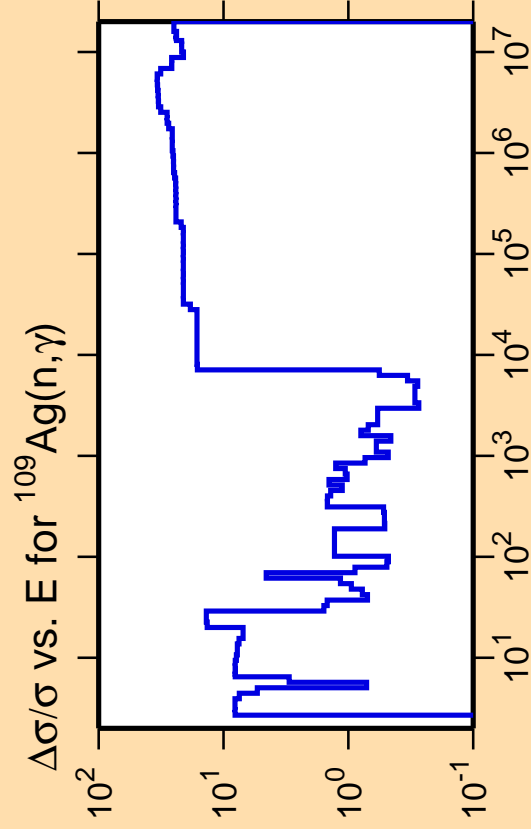
$\Delta\sigma/\sigma$  vs. E for  $^{109}\text{Ag}(n,\text{nonel.})$



Correlation Matrix


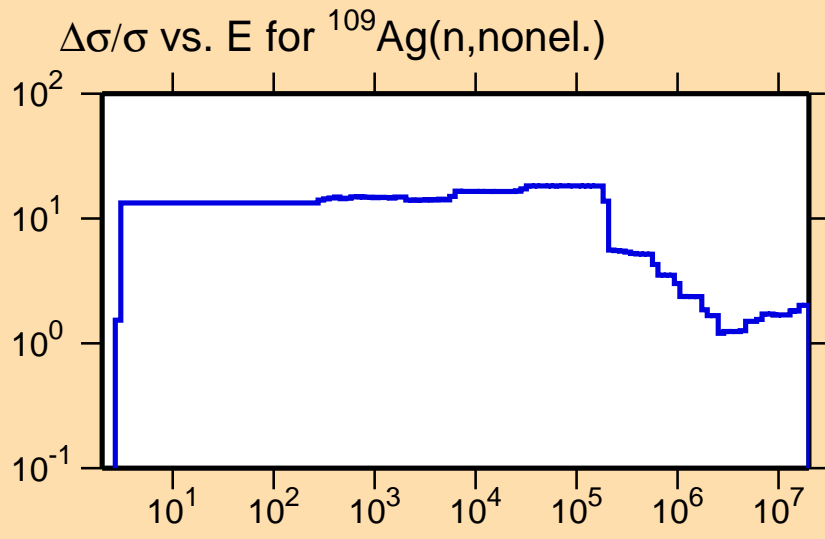






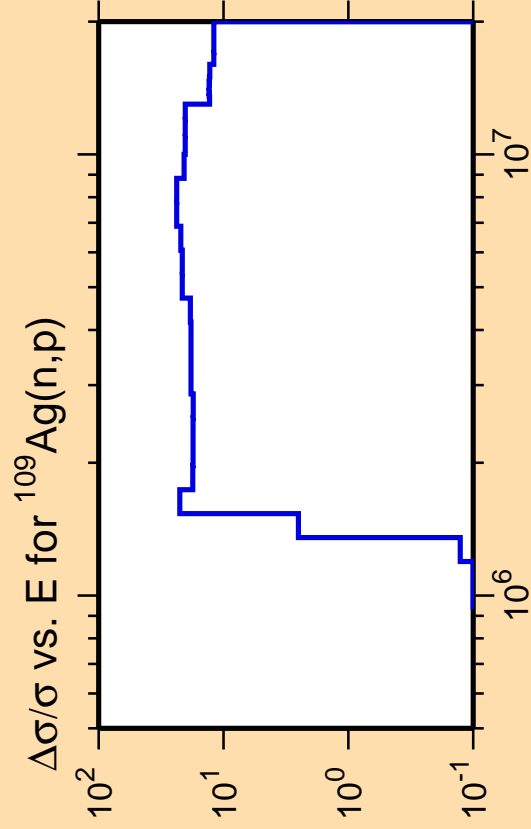
Ordinate scale is %  
relative standard deviation.

Abscissa scales are energy (eV).



Correlation Matrix


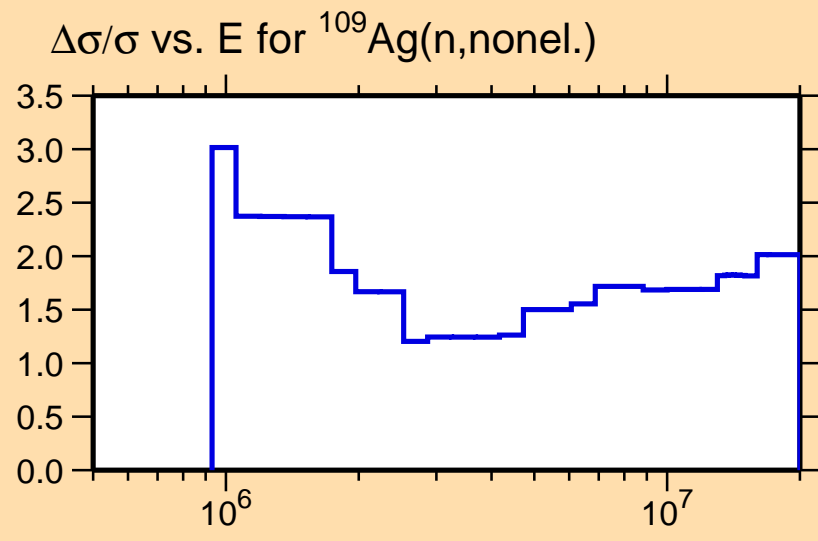




Ordinate scale is %  
relative standard deviation.

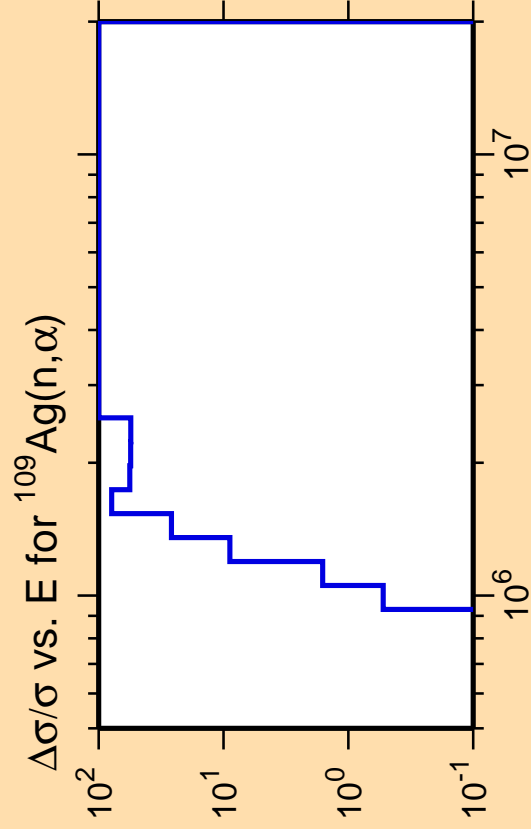
Abscissa scales are energy (eV).

Warning: some uncertainty  
data were suppressed.



Correlation Matrix


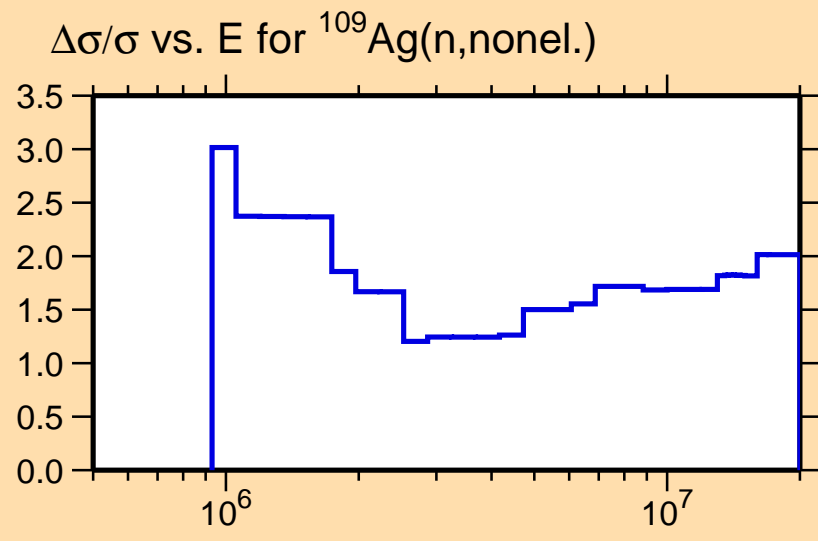




Ordinate scale is %  
relative standard deviation.

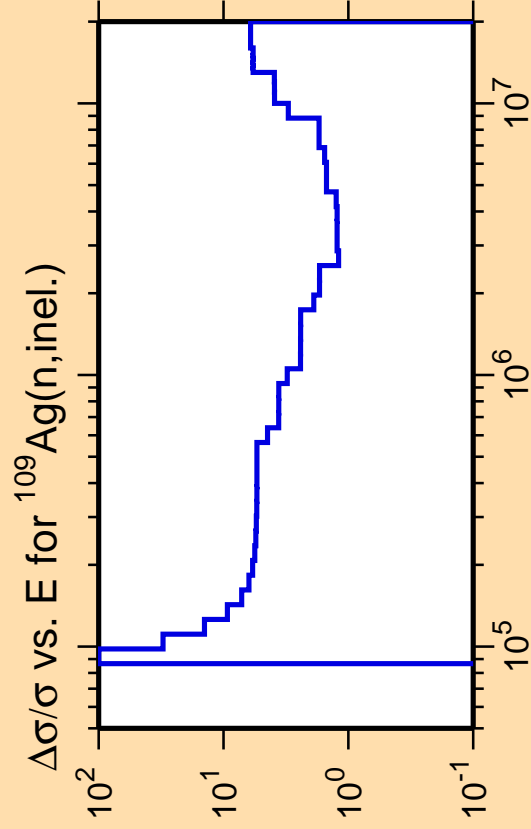
Abscissa scales are energy (eV).

Warning: some uncertainty  
data were suppressed.



Correlation Matrix

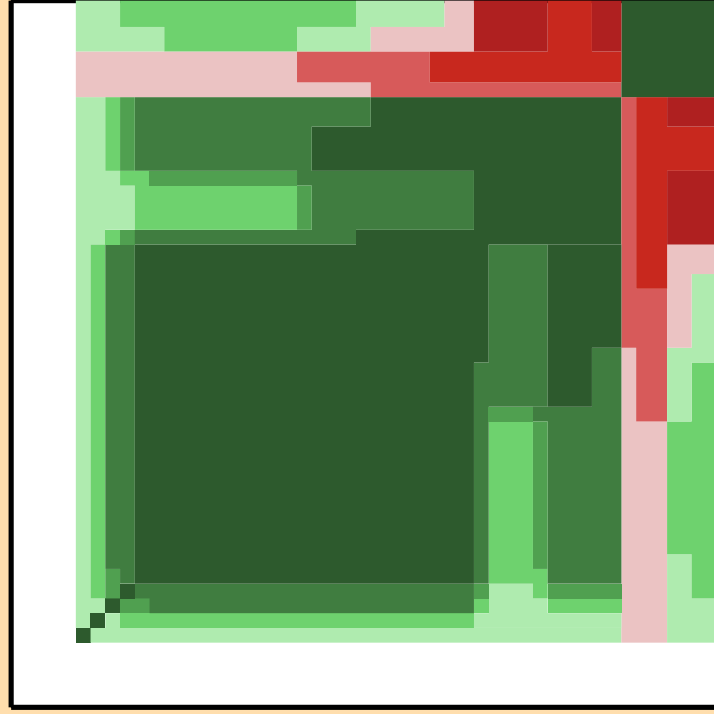
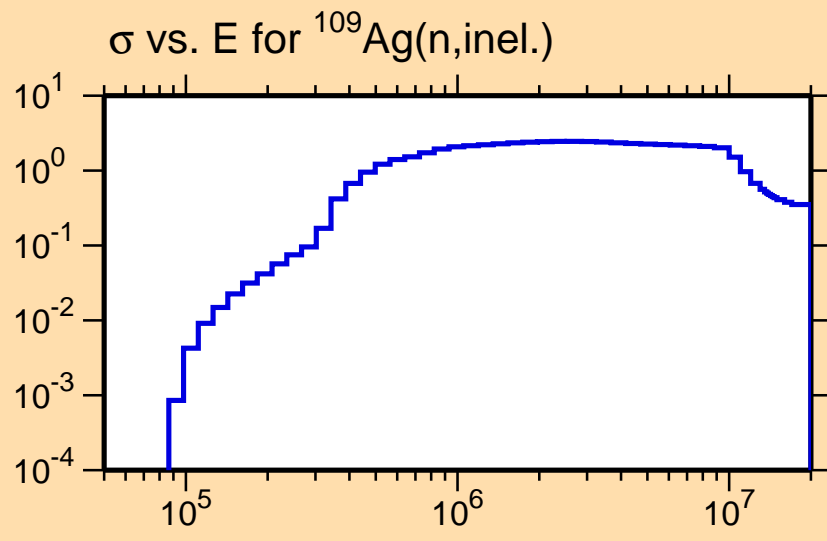




Ordinate scales are % relative standard deviation and barns.

Abscissa scales are energy (eV).

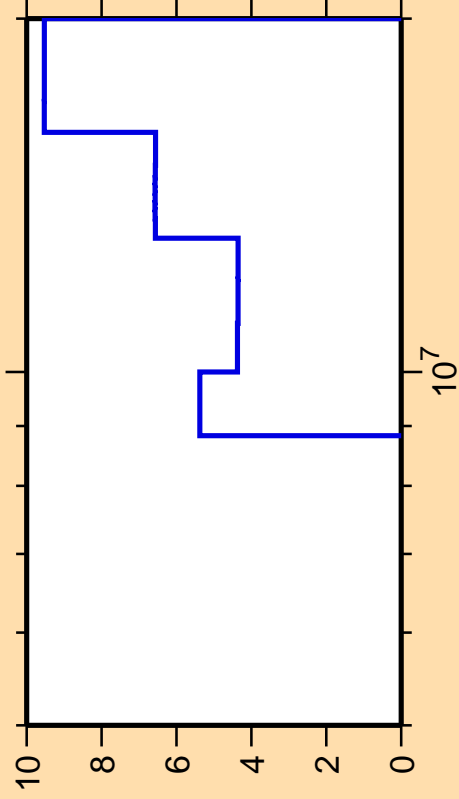
Warning: some uncertainty data were suppressed.



Correlation Matrix



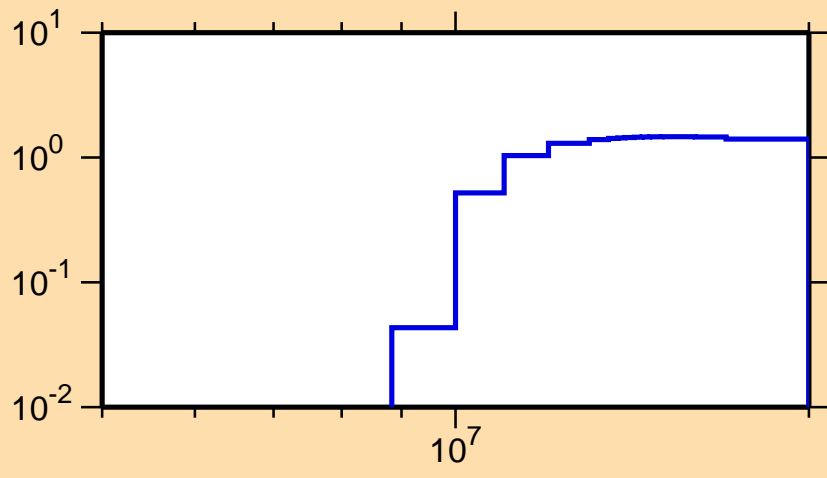
$\Delta\sigma/\sigma$  vs. E for  $^{109}\text{Ag}(n,2n)$



Ordinate scales are % relative standard deviation and barns.

Abscissa scales are energy (eV).

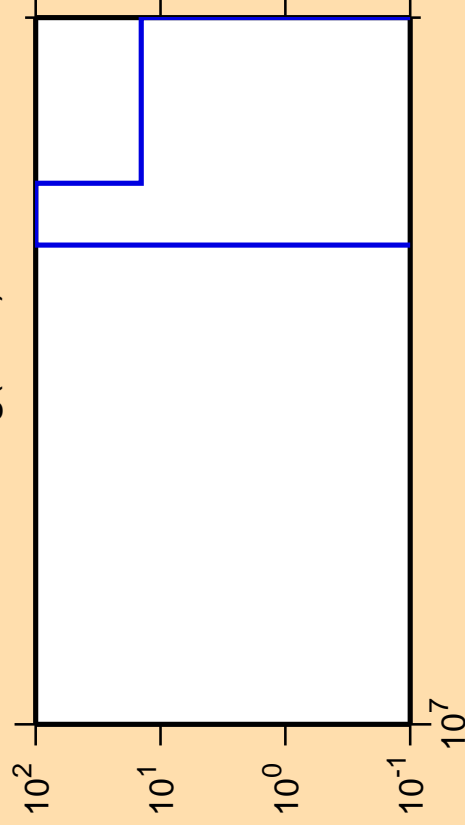
$\sigma$  vs. E for  $^{109}\text{Ag}(n,2n)$



Correlation Matrix



$\Delta\sigma/\sigma$  vs. E for  $^{109}\text{Ag}(n,3n)$

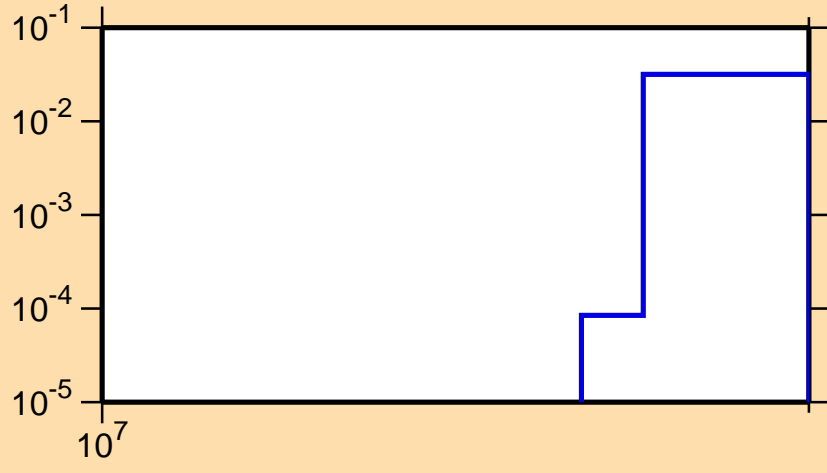


Ordinate scales are % relative standard deviation and barns.

Abscissa scales are energy (eV).

Warning: some uncertainty data were suppressed.

$\sigma$  vs. E for  $^{109}\text{Ag}(n,3n)$



$10^7$

$10^{-1}$

$10^{-2}$

$10^{-3}$

$10^{-4}$

$10^{-5}$

$10^0$

$10^1$

$10^2$

$10^3$

$10^4$

$10^5$

$10^6$

$10^7$

$10^8$

$10^9$

$10^{10}$

$10^{11}$

$10^{12}$

$10^{13}$

$10^{14}$

$10^{15}$

$10^{16}$

$10^{17}$

$10^{18}$

$10^{19}$

$10^{20}$

$10^{21}$

$10^{22}$

$10^{23}$

$10^{24}$

$10^{25}$

$10^{26}$

$10^{27}$

$10^{28}$

$10^{29}$

$10^{30}$

$10^{31}$

$10^{32}$

$10^{33}$

$10^{34}$

$10^{35}$

$10^{36}$

$10^{37}$

$10^{38}$

$10^{39}$

$10^{40}$

$10^{41}$

$10^{42}$

$10^{43}$

$10^{44}$

$10^{45}$

$10^{46}$

$10^{47}$

$10^{48}$

$10^{49}$

$10^{50}$

$10^{51}$

$10^{52}$

$10^{53}$

$10^{54}$

$10^{55}$

$10^{56}$

$10^{57}$

$10^{58}$

$10^{59}$

$10^{60}$

$10^{61}$

$10^{62}$

$10^{63}$

$10^{64}$

$10^{65}$

$10^{66}$

$10^{67}$

$10^{68}$

$10^{69}$

$10^{70}$

$10^{71}$

$10^{72}$

$10^{73}$

$10^{74}$

$10^{75}$

$10^{76}$

$10^{77}$

$10^{78}$

$10^{79}$

$10^{80}$

$10^{81}$

$10^{82}$

$10^{83}$

$10^{84}$

$10^{85}$

$10^{86}$

$10^{87}$

$10^{88}$

$10^{89}$

$10^{90}$

$10^{91}$

$10^{92}$

$10^{93}$

$10^{94}$

$10^{95}$

$10^{96}$

$10^{97}$

$10^{98}$

$10^{99}$

$10^{100}$

$10^{101}$

$10^{102}$

$10^{103}$

$10^{104}$

$10^{105}$

$10^{106}$

$10^{107}$

$10^{108}$

$10^{109}$

$10^{110}$

$10^{111}$

$10^{112}$

$10^{113}$

$10^{114}$

$10^{115}$

$10^{116}$

$10^{117}$

$10^{118}$

$10^{119}$

$10^{120}$

$10^{121}$

$10^{122}$

$10^{123}$

$10^{124}$

$10^{125}$

$10^{126}$

$10^{127}$

$10^{128}$

$10^{129}$

$10^{130}$

$10^{131}$

$10^{132}$

$10^{133}$

$10^{134}$

$10^{135}$

$10^{136}$

$10^{137}$

$10^{138}$

$10^{139}$

$10^{140}$

$10^{141}$

$10^{142}$

$10^{143}$

$10^{144}$

$10^{145}$

$10^{146}$

$10^{147}$

$10^{148}$

$10^{149}$

$10^{150}$

$10^{151}$

$10^{152}$

$10^{153}$

$10^{154}$

$10^{155}$

$10^{156}$

$10^{157}$

$10^{158}$

$10^{159}$

$10^{160}$

$10^{161}$

$10^{162}$

$10^{163}$

$10^{164}$

$10^{165}$

$10^{166}$

$10^{167}$

$10^{168}$

$10^{169}$

$10^{170}$

$10^{171}$

$10^{172}$

$10^{173}$

$10^{174}$

$10^{175}$

$10^{176}$

$10^{177}$

$10^{178}$

$10^{179}$

$10^{180}$

$10^{181}$

$10^{182}$

$10^{183}$

$10^{184}$

$10^{185}$

$10^{186}$

$10^{187}$

$10^{188}$

$10^{189}$

$10^{190}$

$10^{191}$

$10^{192}$

$10^{193}$

$10^{194}$

$10^{195}$

$10^{196}$

$10^{197}$

$10^{198}$

$10^{199}$

$10^{200}$

$10^{201}$

$10^{202}$

$10^{203}$

$10^{204}$

$10^{205}$

$10^{206}$

$10^{207}$

$10^{208}$

$10^{209}$

$10^{210}$

$10^{211}$

$10^{212}$

$10^{213}$

$10^{214}$

$10^{215}$

$10^{216}$

$10^{217}$

$10^{218}$

$10^{219}$

$10^{220}$

$10^{221}$

$10^{222}$

$10^{223}$

$10^{224}$

$10^{225}$

$10^{226}$

$10^{227}$

$10^{228}$

$10^{229}$

$10^{230}$

$10^{231}$

$10^{232}$

$10^{233}$

$10^{234}$

$10^{235}$

$10^{236}$

$10^{237}$

$10^{238}$

$10^{239}$

$10^{240}$

$10^{241}$

$10^{242}$

$10^{243}$

$10^{244}$

$10^{245}$

$10^{246}$

$10^{247}$

$10^{248}$

$10^{249}$

$10^{250}$

$10^{251}$

$10^{252}$

$10^{253}$

$10^{254}$

$10^{255}$

$10^{256}$

$10^{257}$

$10^{258}$

$10^{259}$

$10^{260}$

$10^{261}$

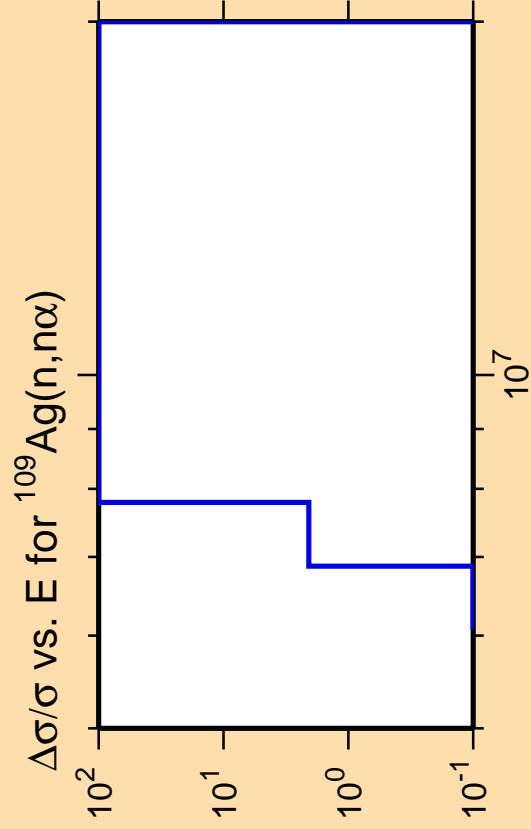
$10^{262}$

$10^{263}$

$10^{264}$

$10^{265}$


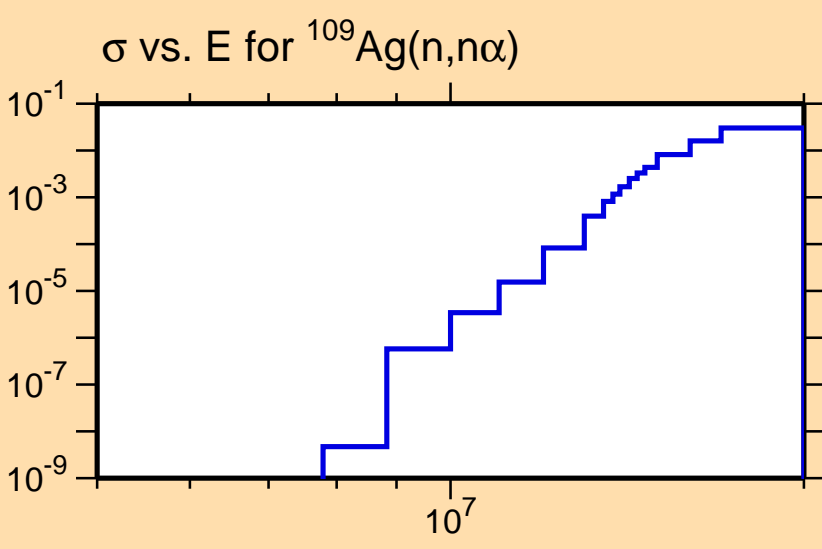
$10^{266}$



Ordinate scales are % relative standard deviation and barns.

Abscissa scales are energy (eV).


Warning: some uncertainty data were suppressed.



Correlation Matrix



$\Delta\sigma/\sigma$  vs. E for  $^{109}\text{Ag}(n,2n\alpha)$

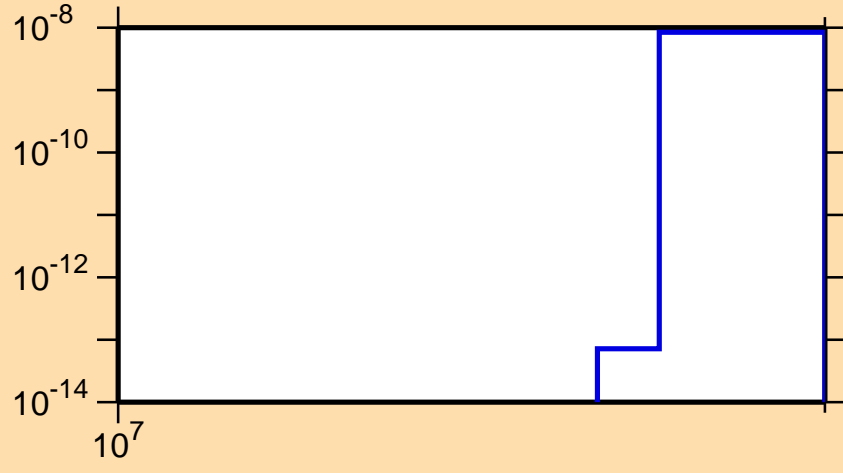


Ordinate scales are % relative standard deviation and barns.

Abscissa scales are energy (eV).

Warning: some uncertainty data were suppressed.

$\sigma$  vs. E for  $^{109}\text{Ag}(n,2n\alpha)$



$10^7$

$10^{-14}$

$10^{-12}$

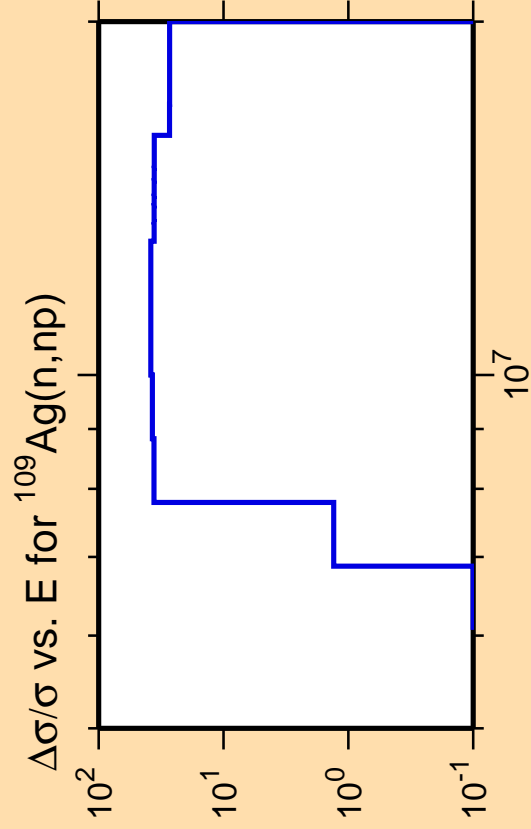
$10^{-10}$

$10^{-8}$

Correlation Matrix



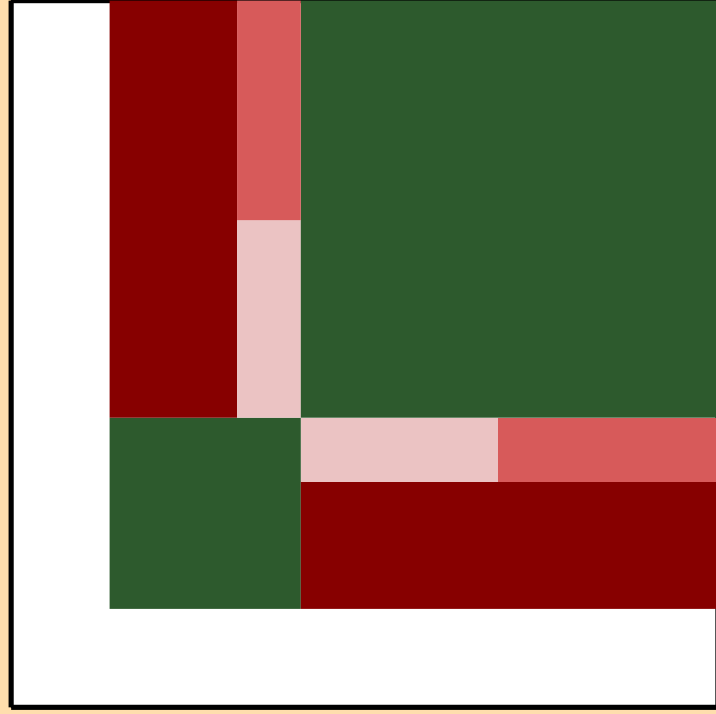
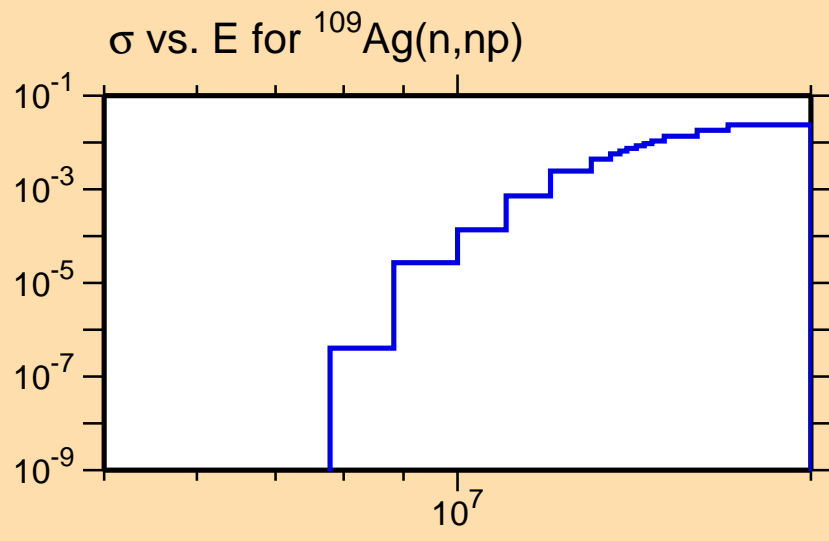




Ordinate scales are % relative standard deviation and barns.

Abscissa scales are energy (eV).

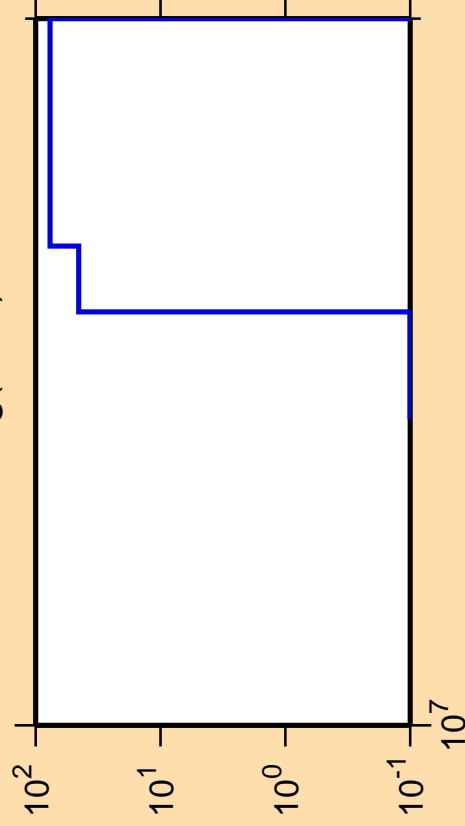
Warning: some uncertainty data were suppressed.



Correlation Matrix



$\Delta\sigma/\sigma$  vs. E for  $^{109}\text{Ag}(n,\text{nd})$

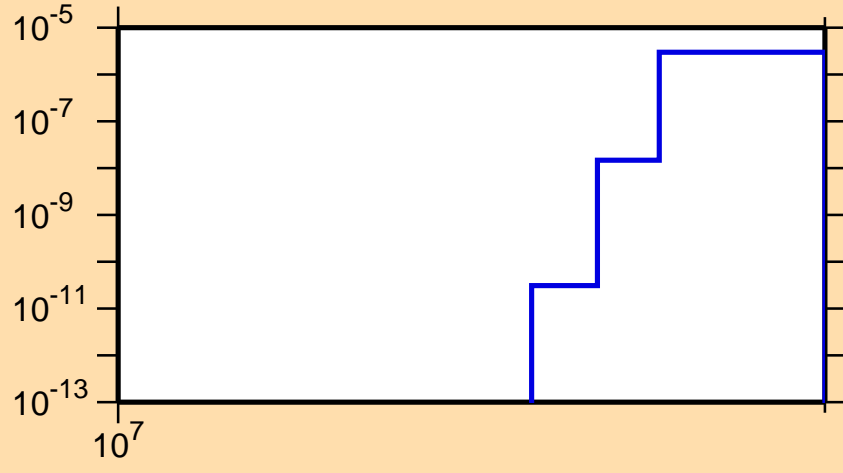


Ordinate scales are % relative standard deviation and barns.

Abscissa scales are energy (eV).

Warning: some uncertainty data were suppressed.

$\sigma$  vs. E for  $^{109}\text{Ag}(n,\text{nd})$



$10^7$

$10^{-5}$

$10^{-7}$

$10^{-9}$

$10^{-11}$

$10^{-13}$

$10^7$

$10^8$

$10^9$

$10^{10}$

$10^{11}$

$10^{12}$

$10^{13}$

$10^{14}$

$10^{15}$

$10^{16}$

$10^{17}$

$10^{18}$

$10^{19}$

$10^{20}$

$10^{21}$

$10^{22}$

$10^{23}$

$10^{24}$

$10^{25}$

$10^{26}$

$10^{27}$

$10^{28}$

$10^{29}$

$10^{30}$

$10^{31}$

$10^{32}$

$10^{33}$

$10^{34}$

$10^{35}$

$10^{36}$

$10^{37}$

$10^{38}$

$10^{39}$

$10^{40}$

$10^{41}$

$10^{42}$

$10^{43}$

$10^{44}$

$10^{45}$

$10^{46}$

$10^{47}$

$10^{48}$

$10^{49}$

$10^{50}$

$10^{51}$

$10^{52}$

$10^{53}$

$10^{54}$

$10^{55}$

$10^{56}$

$10^{57}$

$10^{58}$

$10^{59}$

$10^{60}$

$10^{61}$

$10^{62}$

$10^{63}$

$10^{64}$

$10^{65}$

$10^{66}$

$10^{67}$

$10^{68}$

$10^{69}$

$10^{70}$

$10^{71}$

$10^{72}$

$10^{73}$

$10^{74}$

$10^{75}$

$10^{76}$

$10^{77}$

$10^{78}$

$10^{79}$

$10^{80}$

$10^{81}$

$10^{82}$

$10^{83}$

$10^{84}$

$10^{85}$

$10^{86}$

$10^{87}$

$10^{88}$

$10^{89}$

$10^{90}$

$10^{91}$

$10^{92}$

$10^{93}$

$10^{94}$

$10^{95}$

$10^{96}$

$10^{97}$

$10^{98}$

$10^{99}$

$10^{100}$

$10^{101}$

$10^{102}$

$10^{103}$

$10^{104}$

$10^{105}$

$10^{106}$

$10^{107}$

$10^{108}$

$10^{109}$

$10^{110}$

$10^{111}$

$10^{112}$

$10^{113}$

$10^{114}$

$10^{115}$

$10^{116}$

$10^{117}$

$10^{118}$

$10^{119}$

$10^{120}$

$10^{121}$

$10^{122}$

$10^{123}$

$10^{124}$

$10^{125}$

$10^{126}$

$10^{127}$

$10^{128}$

$10^{129}$

$10^{130}$

$10^{131}$

$10^{132}$

$10^{133}$

$10^{134}$

$10^{135}$

$10^{136}$

$10^{137}$

$10^{138}$

$10^{139}$

$10^{140}$

$10^{141}$

$10^{142}$

$10^{143}$

$10^{144}$

$10^{145}$

$10^{146}$

$10^{147}$

$10^{148}$

$10^{149}$

$10^{150}$

$10^{151}$

$10^{152}$

$10^{153}$

$10^{154}$

$10^{155}$

$10^{156}$

$10^{157}$

$10^{158}$

$10^{159}$

$10^{160}$

$10^{161}$

$10^{162}$

$10^{163}$

$10^{164}$

$10^{165}$

$10^{166}$

$10^{167}$

$10^{168}$

$10^{169}$

$10^{170}$

$10^{171}$

$10^{172}$

$10^{173}$

$10^{174}$

$10^{175}$

$10^{176}$

$10^{177}$

$10^{178}$

$10^{179}$

$10^{180}$

$10^{181}$

$10^{182}$

$10^{183}$

$10^{184}$

$10^{185}$

$10^{186}$

$10^{187}$

$10^{188}$

$10^{189}$

$10^{190}$

$10^{191}$

$10^{192}$

$10^{193}$

$10^{194}$

$10^{195}$

$10^{196}$

$10^{197}$

$10^{198}$

$10^{199}$

$10^{200}$

$10^{201}$

$10^{202}$

$10^{203}$

$10^{204}$

$10^{205}$

$10^{206}$

$10^{207}$

$10^{208}$

$10^{209}$

$10^{210}$

$10^{211}$

$10^{212}$

$10^{213}$

$10^{214}$

$10^{215}$

$10^{216}$

$10^{217}$

$10^{218}$

$10^{219}$

$10^{220}$

$10^{221}$

$10^{222}$

$10^{223}$

$10^{224}$

$10^{225}$

$10^{226}$

$10^{227}$

$10^{228}$

$10^{229}$

$10^{230}$

$10^{231}$

$10^{232}$

$10^{233}$

$10^{234}$

$10^{235}$

$10^{236}$

$10^{237}$

$10^{238}$

$10^{239}$

$10^{240}$

$10^{241}$

$10^{242}$

$10^{243}$

$10^{244}$

$10^{245}$

$10^{246}$

$10^{247}$

$10^{248}$

$10^{249}$

$10^{250}$

$10^{251}$

$10^{252}$

$10^{253}$

$10^{254}$

$10^{255}$

$10^{256}$

$10^{257}$

$10^{258}$

$10^{259}$

$10^{260}$

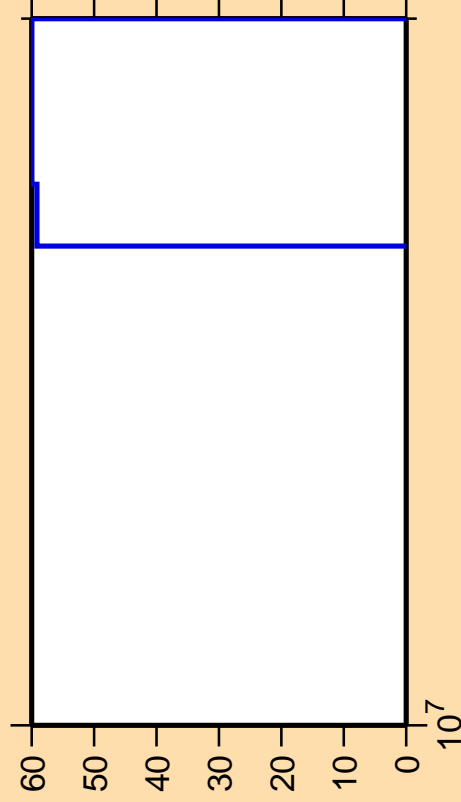
$10^{261}$

$10^{262}$

$10^{263}$

$10^{264}$

$\Delta\sigma/\sigma$  vs. E for  $^{109}\text{Ag}(n,nt)$

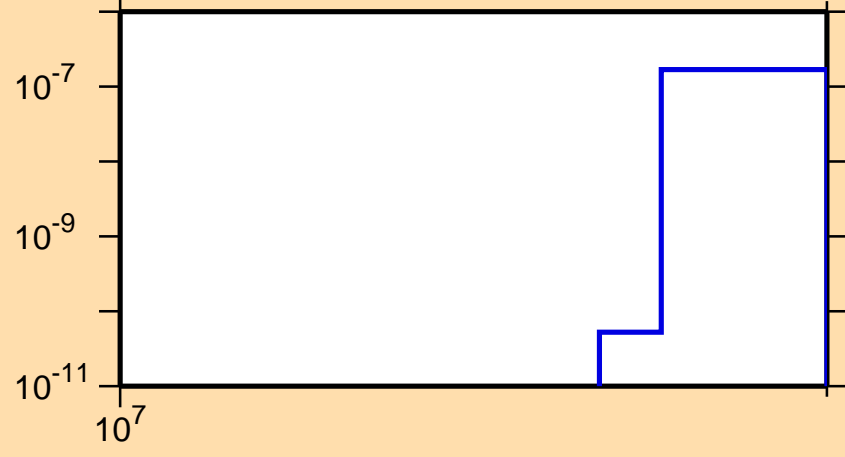


Ordinate scales are % relative standard deviation and barns.

Abscissa scales are energy (eV).

Warning: some uncertainty data were suppressed.

$\sigma$  vs. E for  $^{109}\text{Ag}(n,nt)$



$10^7$

$10^{-11}$

$10^{-9}$

$10^{-7}$


Correlation Matrix



1.0  
0.8  
0.6  
0.4  
0.2  
0.0

-1.0  
-0.8  
-0.6  
-0.4  
-0.2  
0.0

$\Delta\sigma/\sigma$  vs. E for  $^{109}\text{Ag}(n,2np)$




Ordinate scales are % relative standard deviation and barns.

Abscissa scales are energy (eV).

Warning: some uncertainty data were suppressed.

$\sigma$  vs. E for  $^{109}\text{Ag}(n,2np)$



$10^7$

$10^{-1}$

$10^2$

$10^1$

$10^0$

$10^{-1}$

$10^{-2}$

$10^{-3}$

$10^{-4}$

$10^{-5}$

$10^{-6}$

$10^{-7}$

$10^{-8}$

$10^{-9}$

$10^{-10}$

$10^{-11}$

$10^{-12}$

$10^{-13}$

$10^{-14}$

$10^{-15}$

$10^{-16}$

$10^{-17}$

$10^{-18}$

$10^{-19}$

$10^{-20}$

$10^{-21}$

$10^{-22}$

$10^{-23}$

$10^{-24}$

$10^{-25}$

$10^{-26}$

$10^{-27}$

$10^{-28}$

$10^{-29}$

$10^{-30}$

$10^{-31}$

$10^{-32}$

$10^{-33}$

$10^{-34}$

$10^{-35}$

$10^{-36}$

$10^{-37}$

$10^{-38}$

$10^{-39}$

$10^{-40}$

$10^{-41}$

$10^{-42}$

$10^{-43}$

$10^{-44}$

$10^{-45}$

$10^{-46}$

$10^{-47}$

$10^{-48}$

$10^{-49}$

$10^{-50}$

$10^{-51}$

$10^{-52}$

$10^{-53}$

$10^{-54}$

$10^{-55}$

$10^{-56}$

$10^{-57}$

$10^{-58}$

$10^{-59}$

$10^{-60}$

$10^{-61}$

$10^{-62}$

$10^{-63}$

$10^{-64}$

$10^{-65}$

$10^{-66}$

$10^{-67}$

$10^{-68}$

$10^{-69}$

$10^{-70}$

$10^{-71}$

$10^{-72}$

$10^{-73}$

$10^{-74}$

$10^{-75}$

$10^{-76}$

$10^{-77}$

$10^{-78}$

$10^{-79}$

$10^{-80}$

$10^{-81}$

$10^{-82}$

$10^{-83}$

$10^{-84}$

$10^{-85}$

$10^{-86}$

$10^{-87}$

$10^{-88}$

$10^{-89}$

$10^{-90}$

$10^{-91}$

$10^{-92}$

$10^{-93}$

$10^{-94}$

$10^{-95}$

$10^{-96}$

$10^{-97}$

$10^{-98}$

$10^{-99}$

$10^{-100}$

$10^{-101}$

$10^{-102}$

$10^{-103}$

$10^{-104}$

$10^{-105}$

$10^{-106}$

$10^{-107}$

$10^{-108}$

$10^{-109}$

$10^{-110}$

$10^{-111}$

$10^{-112}$

$10^{-113}$

$10^{-114}$

$10^{-115}$

$10^{-116}$

$10^{-117}$

$10^{-118}$

$10^{-119}$

$10^{-120}$

$10^{-121}$

$10^{-122}$

$10^{-123}$

$10^{-124}$

$10^{-125}$

$10^{-126}$

$10^{-127}$

$10^{-128}$

$10^{-129}$

$10^{-130}$

$10^{-131}$

$10^{-132}$

$10^{-133}$

$10^{-134}$

$10^{-135}$

$10^{-136}$

$10^{-137}$

$10^{-138}$

$10^{-139}$

$10^{-140}$

$10^{-141}$

$10^{-142}$

$10^{-143}$

$10^{-144}$

$10^{-145}$

$10^{-146}$

$10^{-147}$

$10^{-148}$

$10^{-149}$

$10^{-150}$

$10^{-151}$

$10^{-152}$

$10^{-153}$

$10^{-154}$

$10^{-155}$

$10^{-156}$

$10^{-157}$

$10^{-158}$

$10^{-159}$

$10^{-160}$

$10^{-161}$

$10^{-162}$

$10^{-163}$

$10^{-164}$

$10^{-165}$

$10^{-166}$

$10^{-167}$

$10^{-168}$

$10^{-169}$

$10^{-170}$

$10^{-171}$

$10^{-172}$

$10^{-173}$

$10^{-174}$

$10^{-175}$

$10^{-176}$

$10^{-177}$

$10^{-178}$

$10^{-179}$

$10^{-180}$

$10^{-181}$

$10^{-182}$

$10^{-183}$

$10^{-184}$

$10^{-185}$

$10^{-186}$

$10^{-187}$

$10^{-188}$

$10^{-189}$

$10^{-190}$

$10^{-191}$

$10^{-192}$

$10^{-193}$

$10^{-194}$

$10^{-195}$

$10^{-196}$

$10^{-197}$

$10^{-198}$

$10^{-199}$

$10^{-200}$

$10^{-201}$

$10^{-202}$

$10^{-203}$

$10^{-204}$

$10^{-205}$

$10^{-206}$

$10^{-207}$

$10^{-208}$

$10^{-209}$

$10^{-210}$

$10^{-211}$

$10^{-212}$

$10^{-213}$

$10^{-214}$

$10^{-215}$

$10^{-216}$

$10^{-217}$

$10^{-218}$

$10^{-219}$

$10^{-220}$

$10^{-221}$

$10^{-222}$

$10^{-223}$

$10^{-224}$

$10^{-225}$

$10^{-226}$

$10^{-227}$

$10^{-228}$

$10^{-229}$

$10^{-230}$

$10^{-231}$

$10^{-232}$

$10^{-233}$

$10^{-234}$

$10^{-235}$

$10^{-236}$

$10^{-237}$

$10^{-238}$

$10^{-239}$

$10^{-240}$

$10^{-241}$

$10^{-242}$

$10^{-243}$

$10^{-244}$

$10^{-245}$

$10^{-246}$

$10^{-247}$

$10^{-248}$

$10^{-249}$

$10^{-250}$

$10^{-251}$

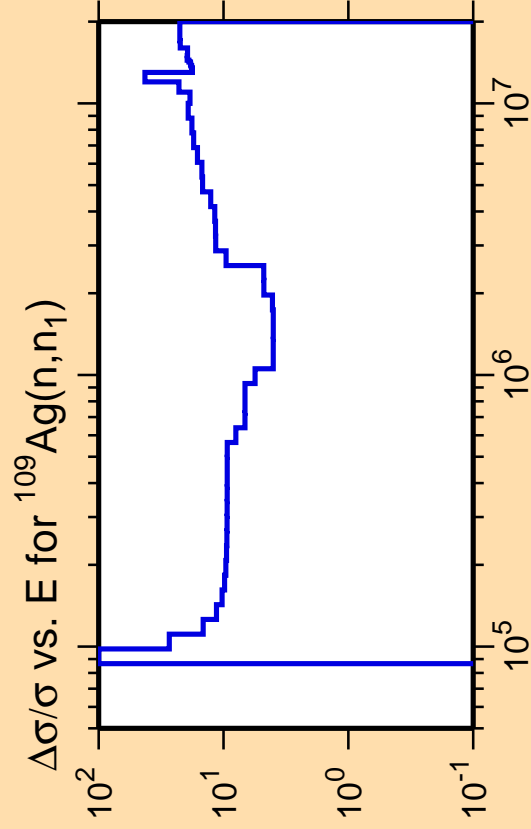
$10^{-252}$

$10^{-253}$

$10^{-254}$

$10^{-255}$


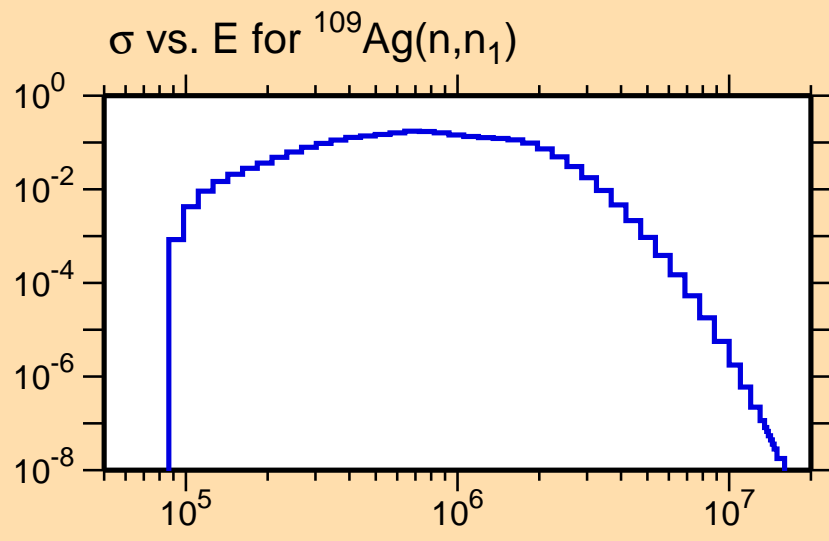
$10^{-256$



Ordinate scales are % relative standard deviation and barns.

Abscissa scales are energy (eV).

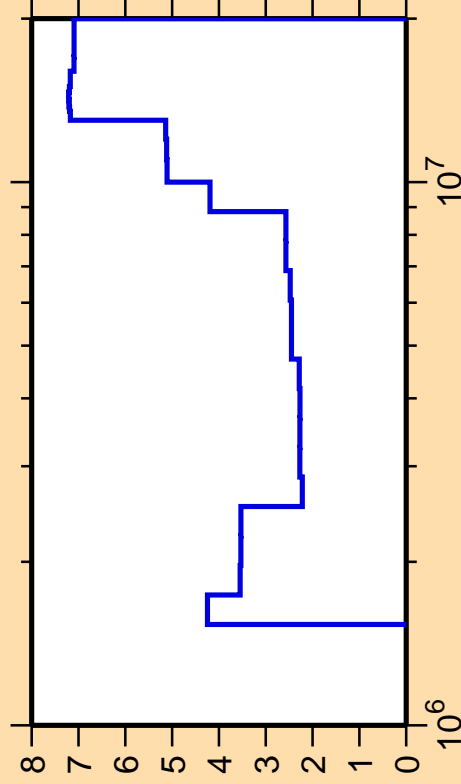
Warning: some uncertainty data were suppressed.



Correlation Matrix



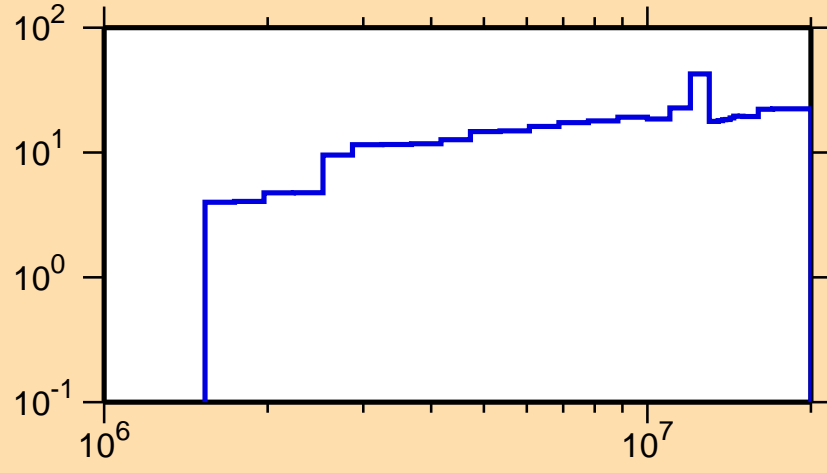
$\Delta\sigma/\sigma$  vs. E for  $^{109}\text{Ag}(n,n_{\text{cont}})$ .



Ordinate scale is %  
relative standard deviation.

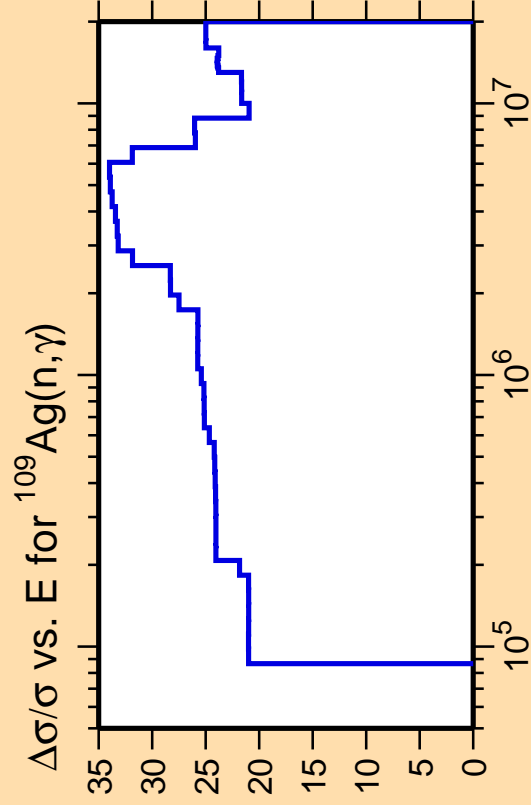
Abscissa scales are energy (eV).

$\Delta\sigma/\sigma$  vs. E for  $^{109}\text{Ag}(n,n_1)$



Correlation Matrix

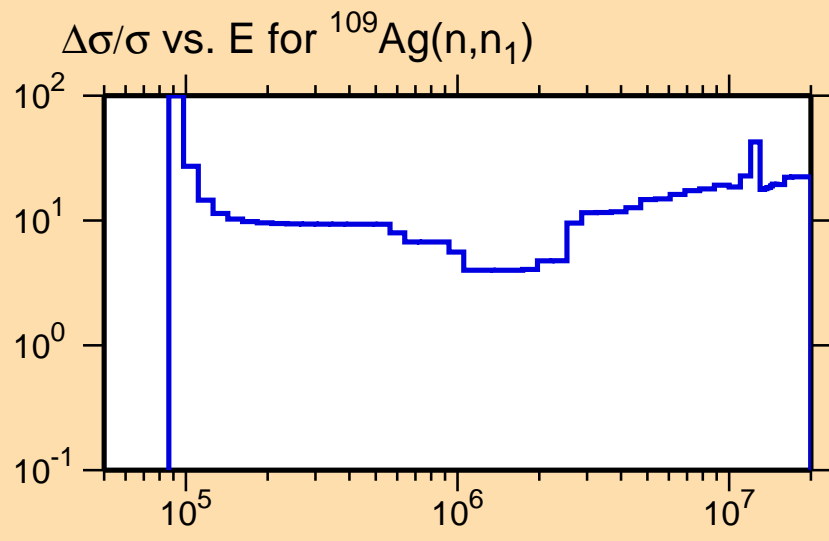




Ordinate scale is %  
relative standard deviation.

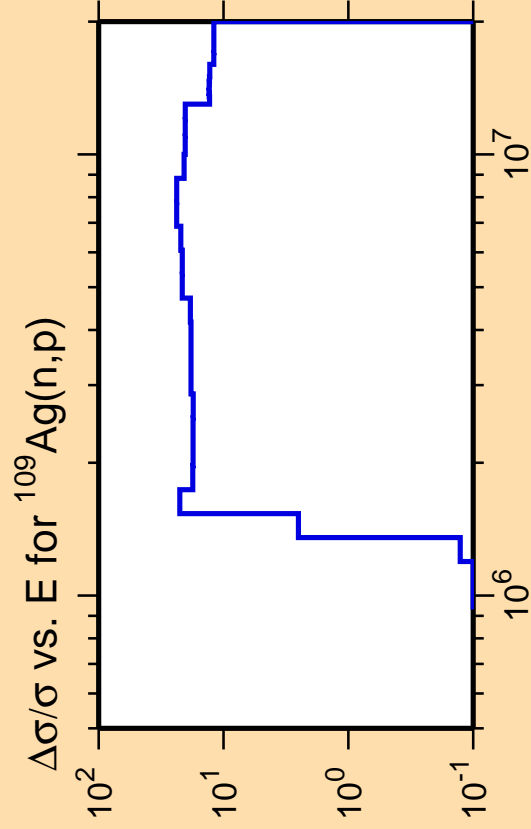
Abscissa scales are energy (eV).

Warning: some uncertainty  
data were suppressed.



Correlation Matrix




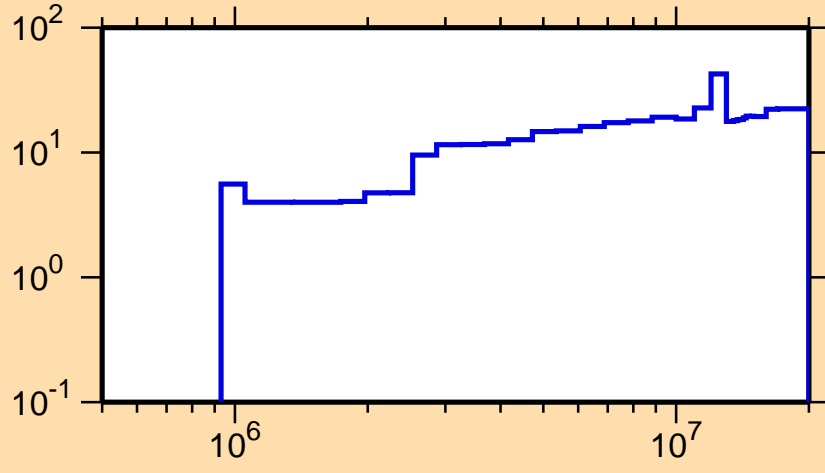


Ordinate scale is %  
relative standard deviation.

Abscissa scales are energy (eV).

Warning: some uncertainty  
data were suppressed.

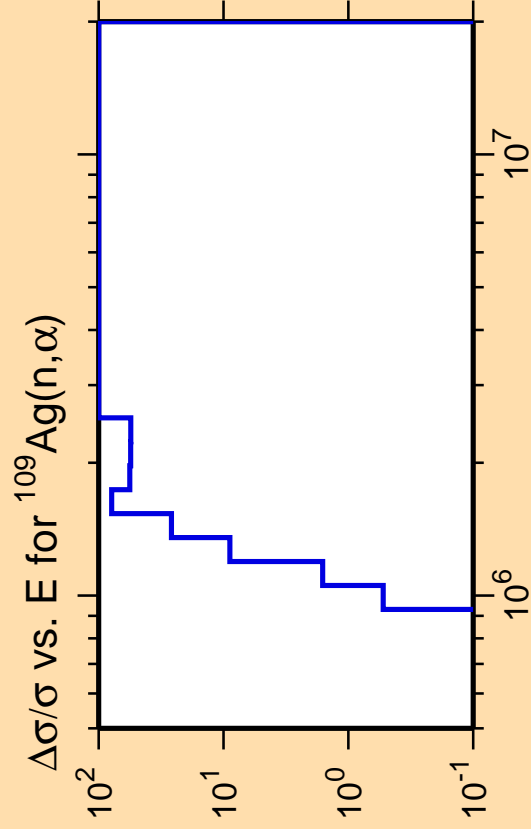
$\Delta\sigma/\sigma$  vs. E for  $^{109}\text{Ag}(n,n_1)$



Correlation Matrix





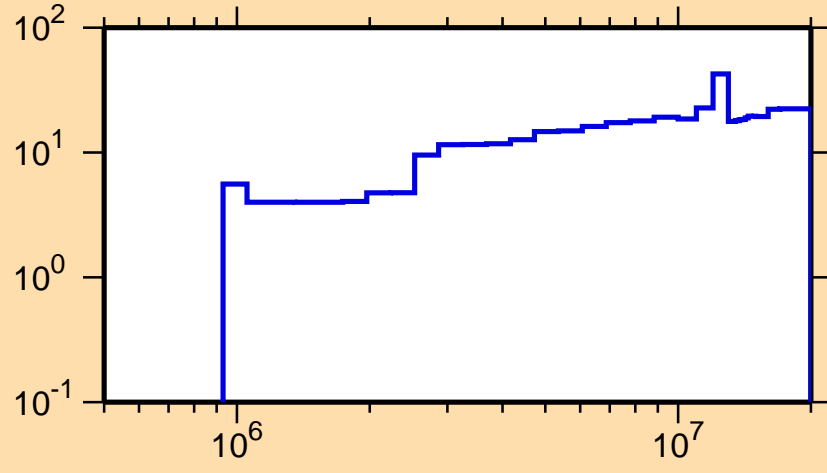


Ordinate scale is %  
relative standard deviation.

Abscissa scales are energy (eV).

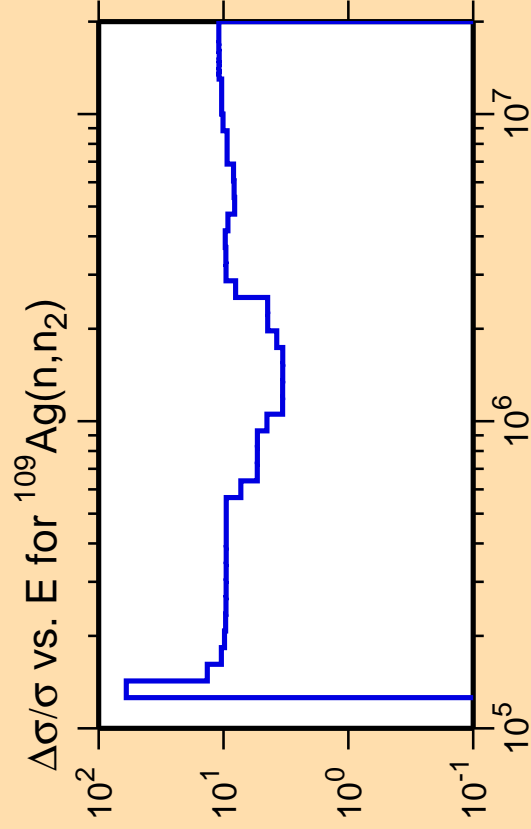
Warning: some uncertainty  
data were suppressed.

$\Delta\sigma/\sigma$  vs. E for  $^{109}\text{Ag}(n,n_1)$



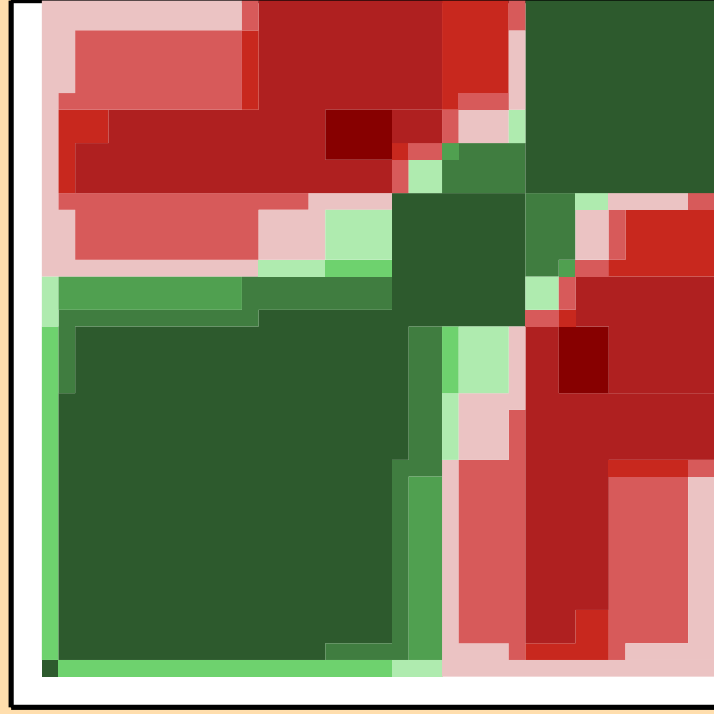
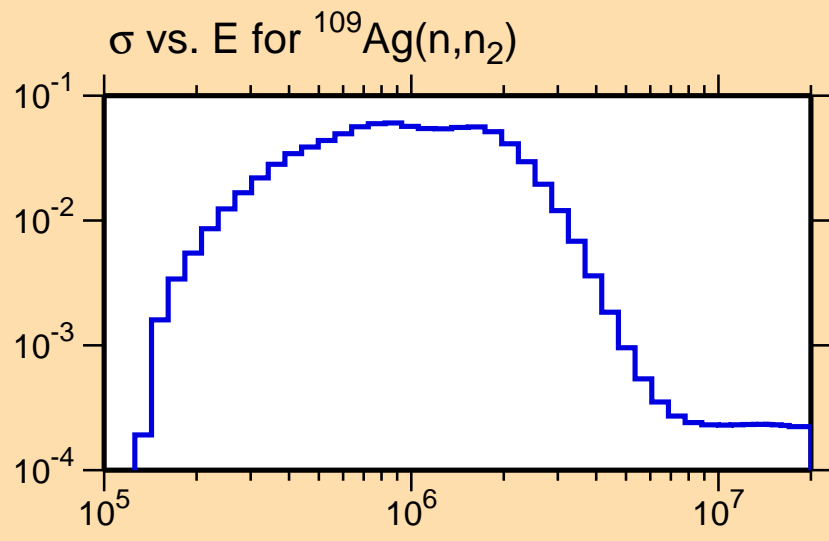
Correlation Matrix





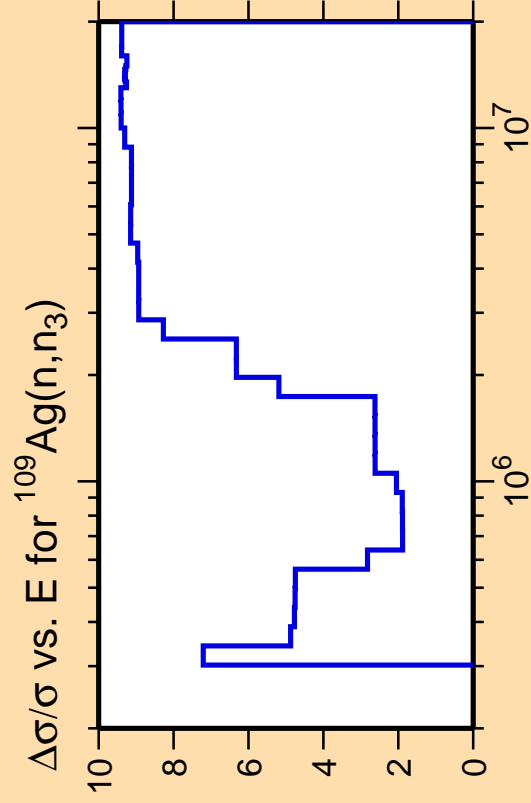
Ordinate scales are % relative standard deviation and barns.

Abscissa scales are energy (eV).




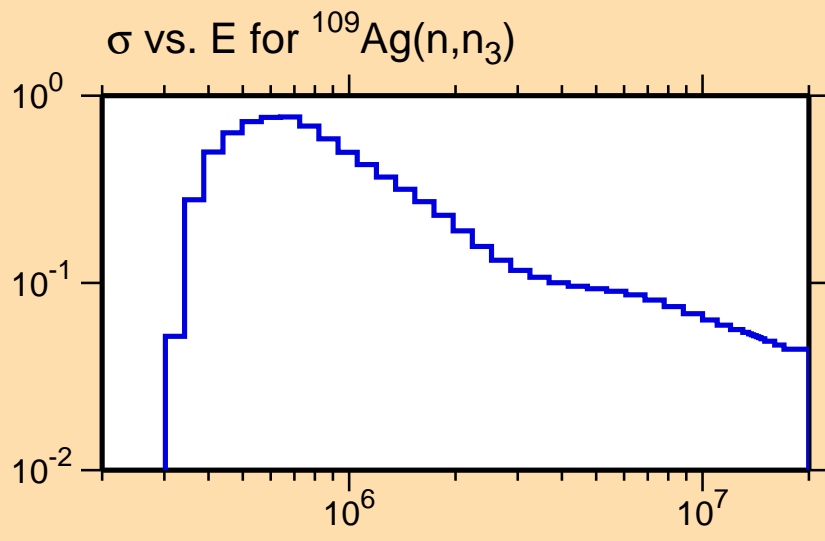
Correlation Matrix





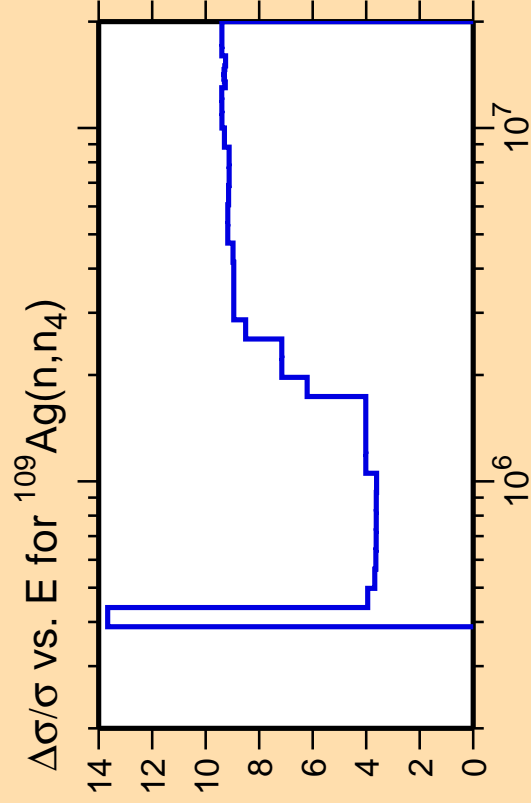
Ordinate scales are % relative standard deviation and barns.

Abscissa scales are energy (eV).




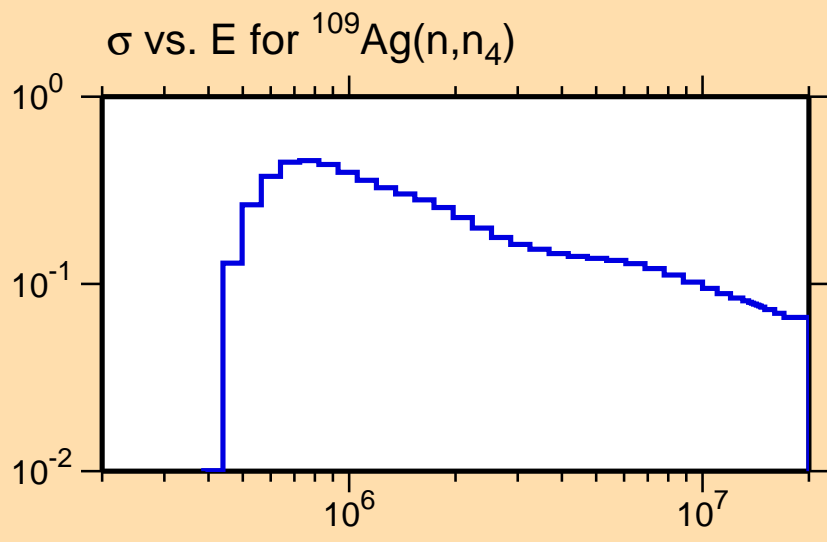
Correlation Matrix





Ordinate scales are % relative standard deviation and barns.

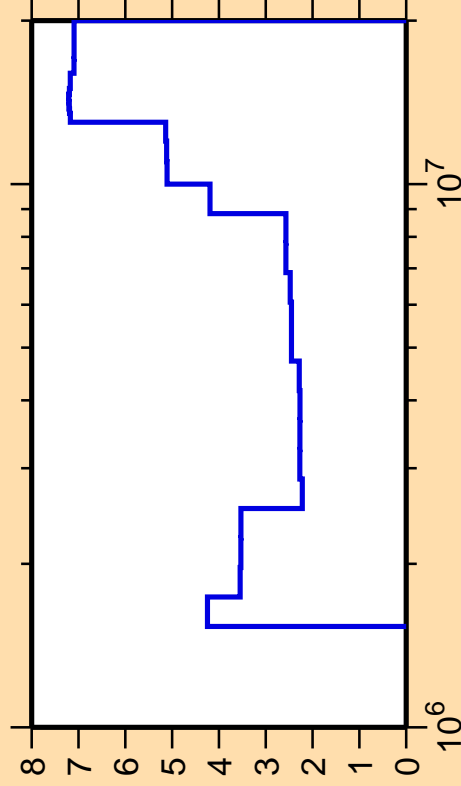
Abscissa scales are energy (eV).



Correlation Matrix




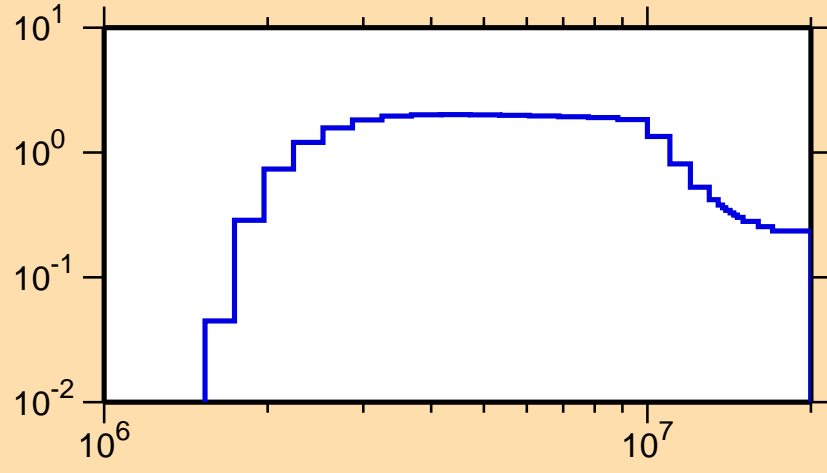
$\Delta\sigma/\sigma$  vs. E for  $^{109}\text{Ag}(n,n\text{cont.})$



Ordinate scales are % relative standard deviation and barns.

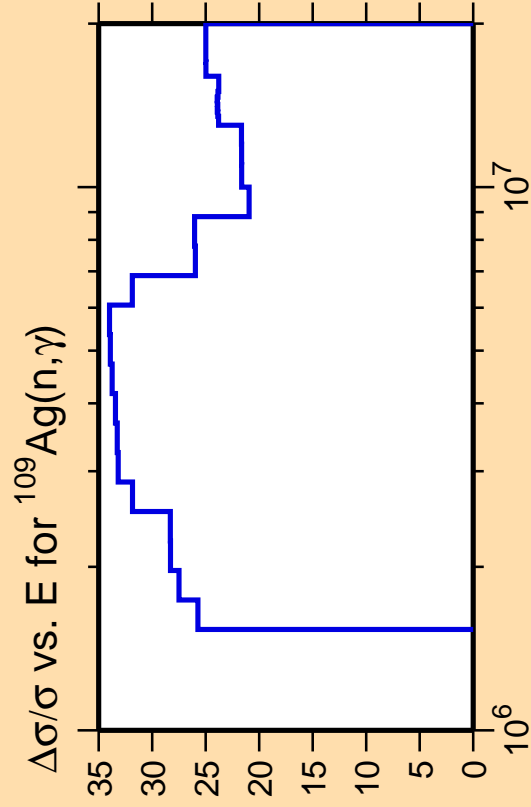
Abscissa scales are energy (eV).

$\sigma$  vs. E for  $^{109}\text{Ag}(n,n\text{cont.})$



Correlation Matrix

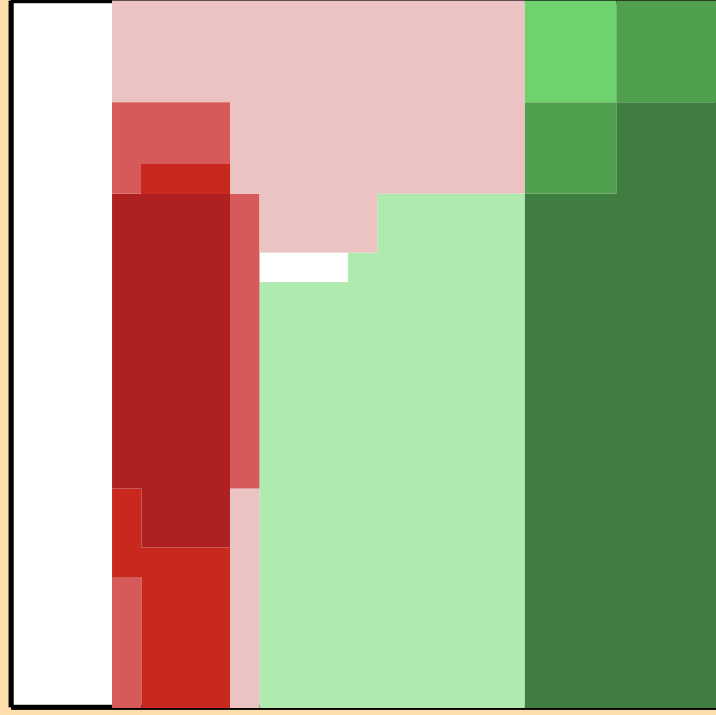
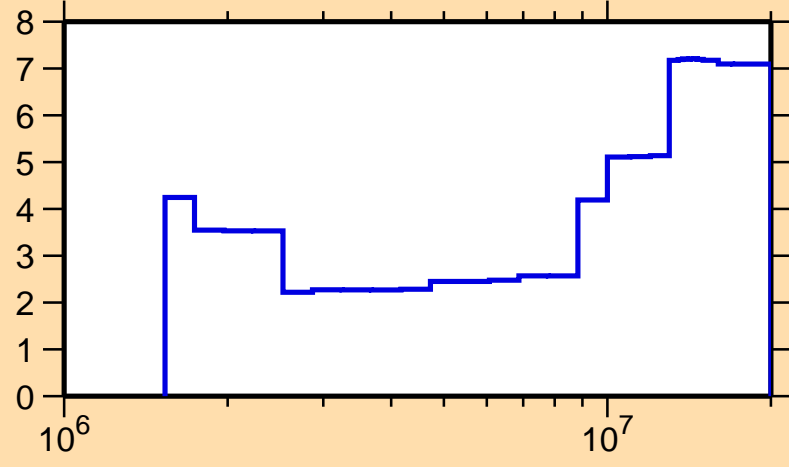




Ordinate scale is %  
relative standard deviation.

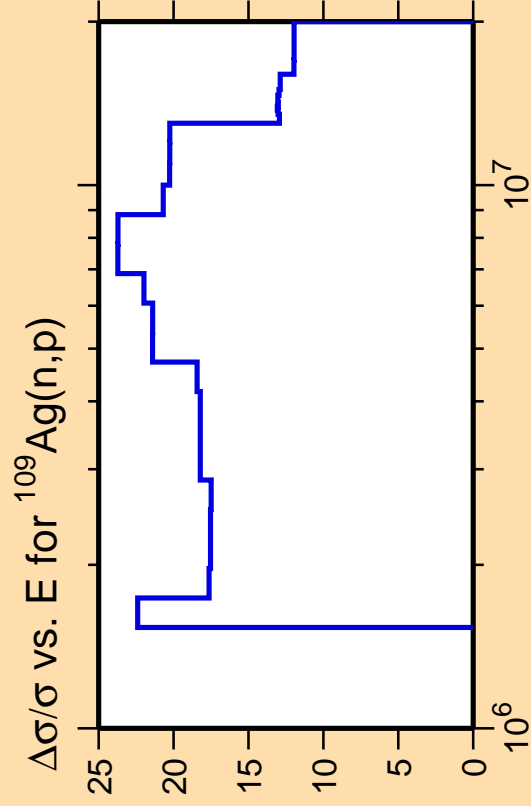
Abscissa scales are energy (eV).

$\Delta\sigma/\sigma$  vs. E for  $^{109}\text{Ag}(n,n\text{cont.})$



Correlation Matrix


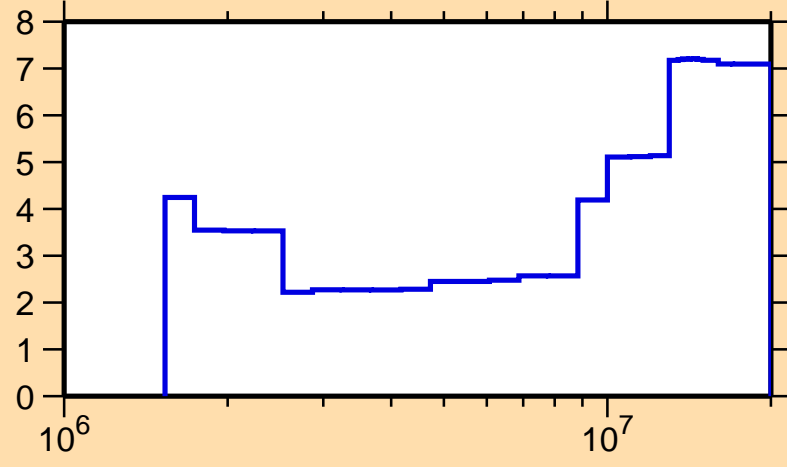




Ordinate scale is %  
relative standard deviation.

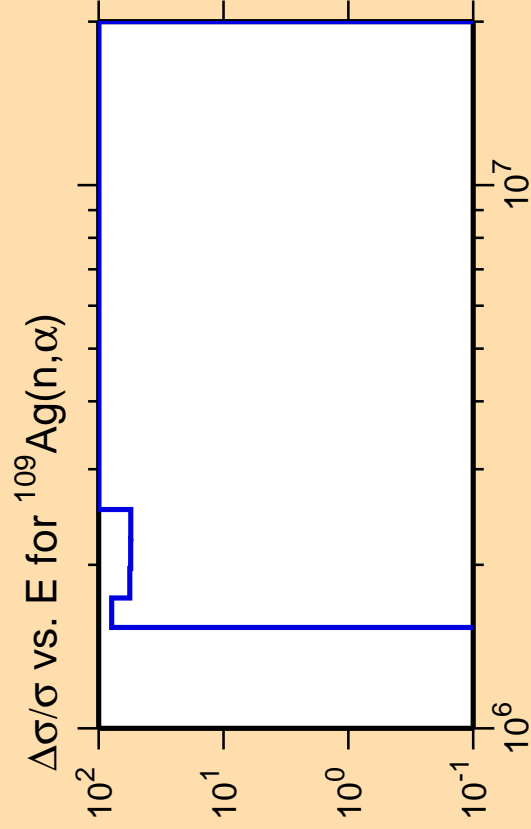
Abscissa scales are energy (eV).

$\Delta\sigma/\sigma$  vs. E for  $^{109}\text{Ag}(n,n\text{cont.})$



Correlation Matrix



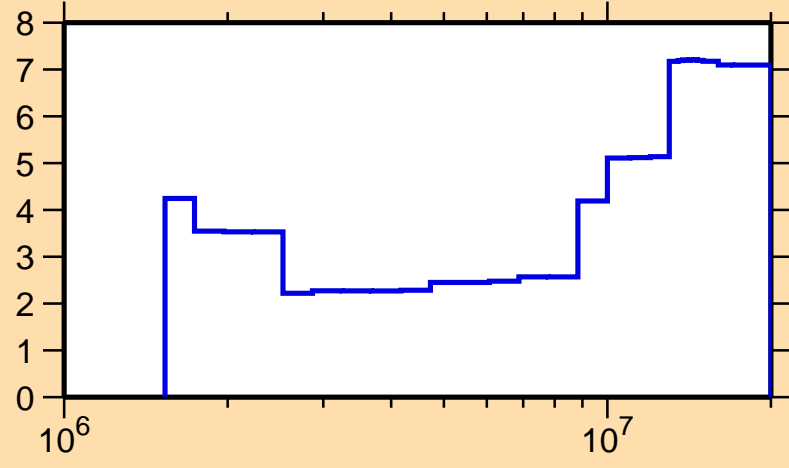


Ordinate scale is %  
relative standard deviation.

Abscissa scales are energy (eV).

Warning: some uncertainty  
data were suppressed.

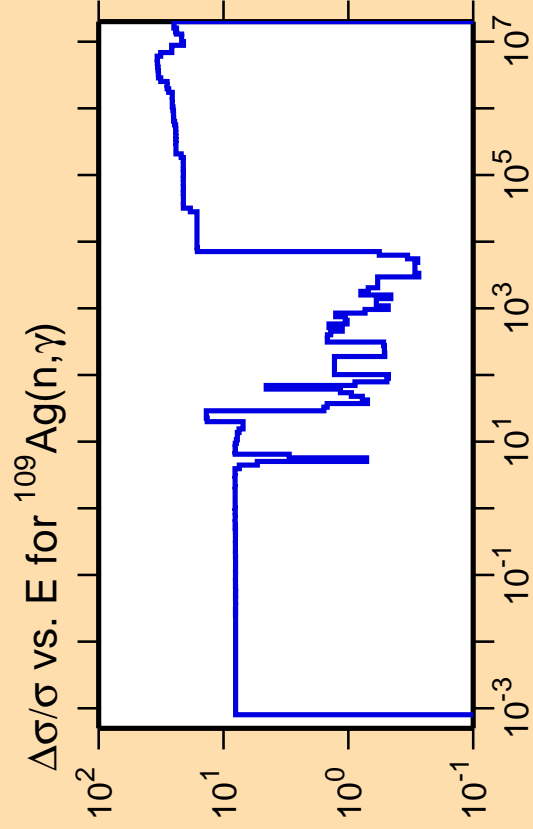
$\Delta\sigma/\sigma$  vs. E for  $^{109}\text{Ag}(n,n\text{cont.})$



Correlation Matrix


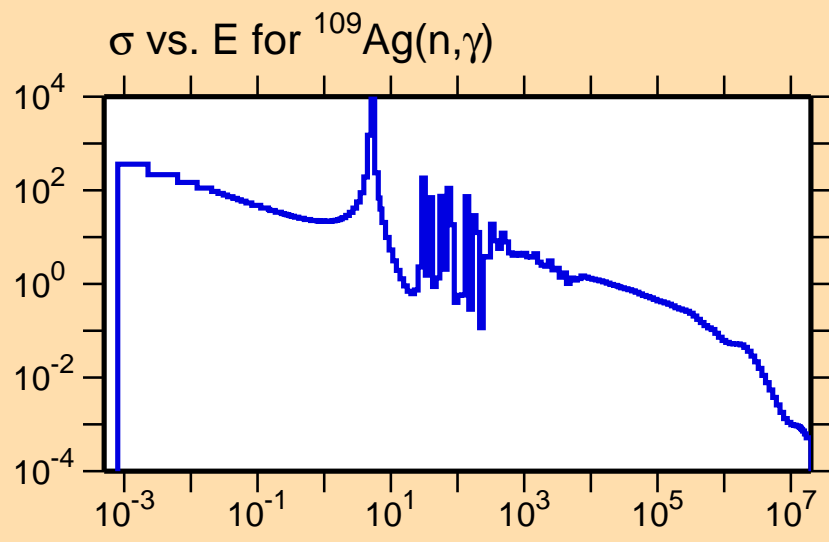






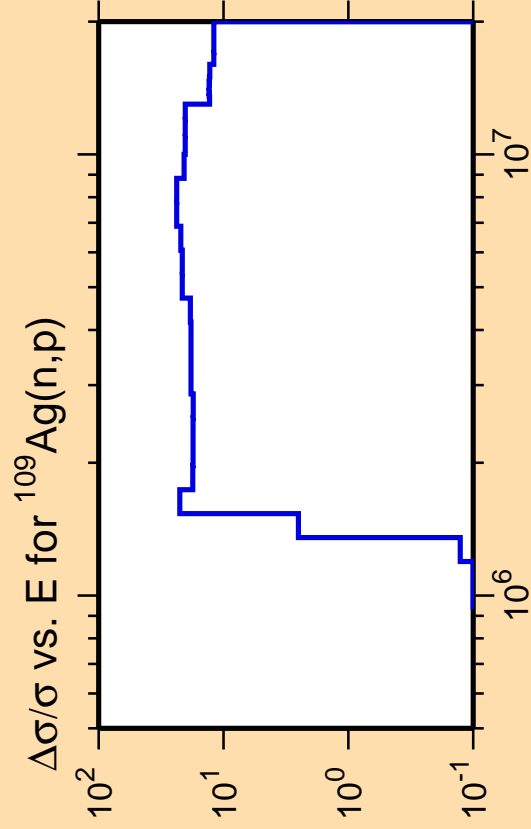
Ordinate scales are % relative standard deviation and barns.

Abscissa scales are energy (eV).



Correlation Matrix


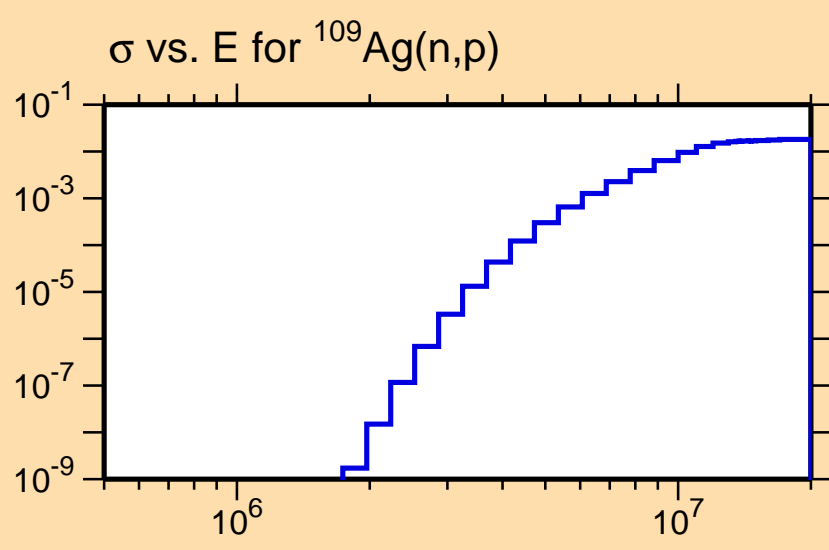




Ordinate scales are % relative standard deviation and barns.

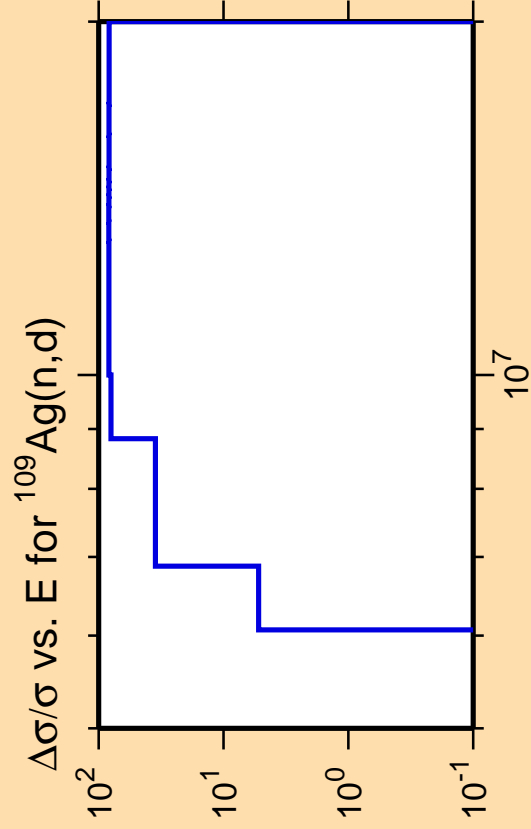
Abscissa scales are energy (eV).

Warning: some uncertainty data were suppressed.



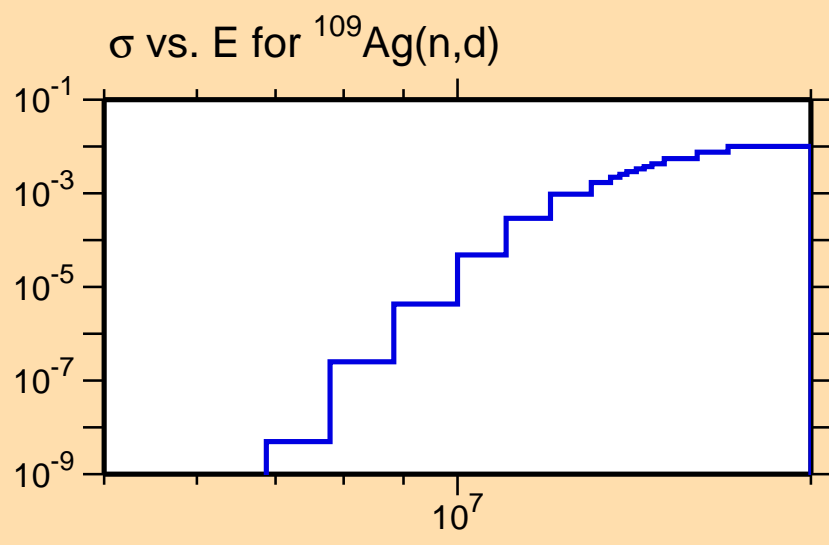
Correlation Matrix






Ordinate scales are % relative standard deviation and barns.

Abscissa scales are energy (eV).

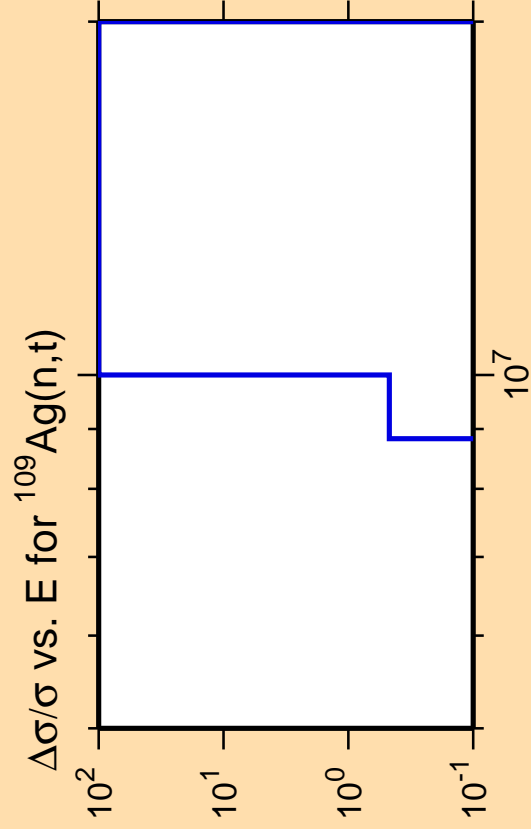


$\sigma$  vs.  $E$  for  $^{109}\text{Ag}(n,d)$



Correlation Matrix

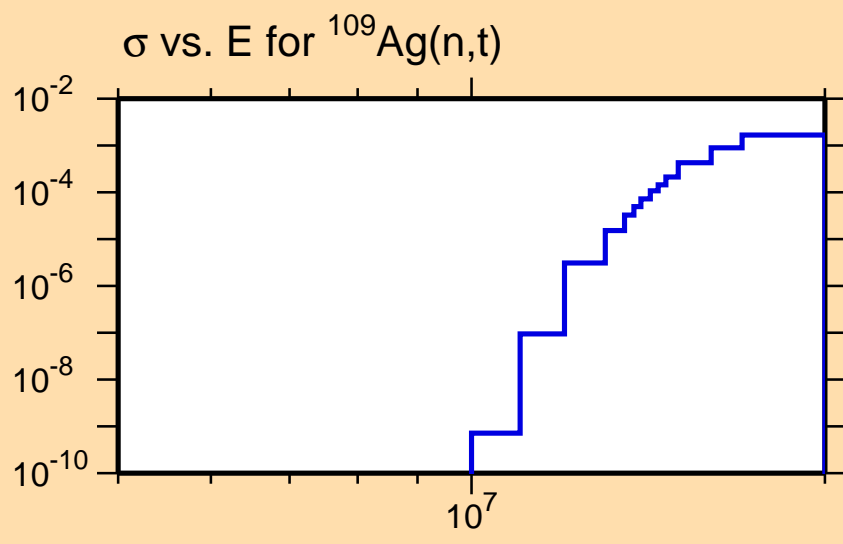




Ordinate scales are % relative standard deviation and barns.

Abscissa scales are energy (eV).

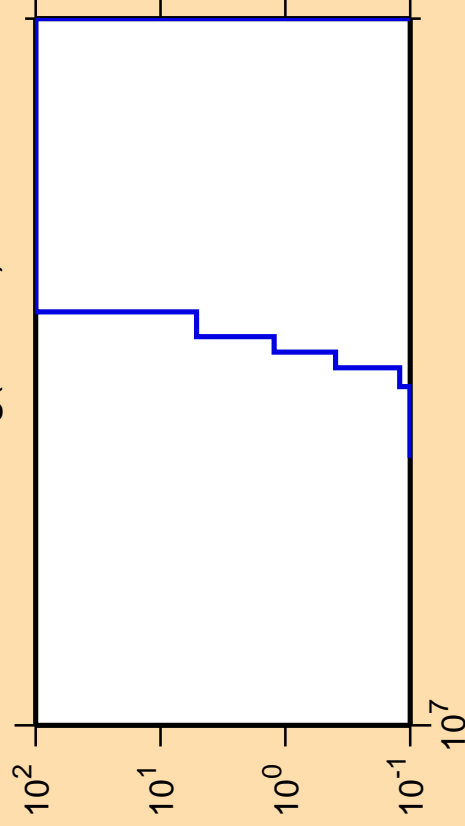
Warning: some uncertainty data were suppressed.



Correlation Matrix



$\Delta\sigma/\sigma$  vs. E for  $^{109}\text{Ag}(n,\text{He3})$

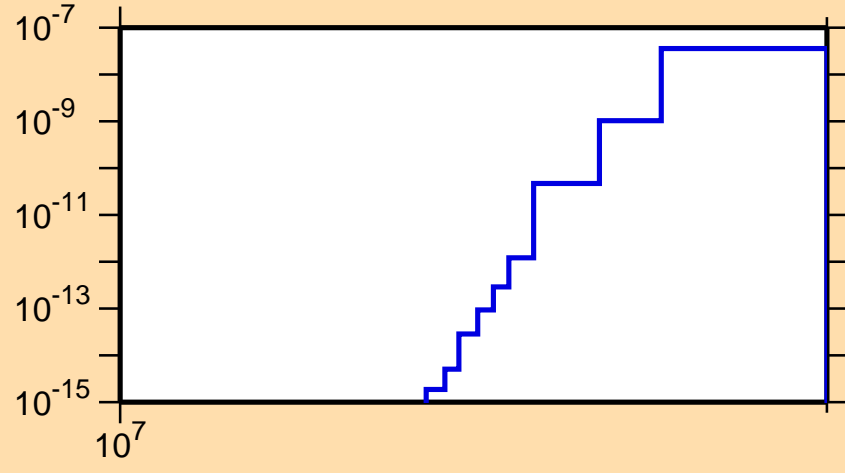


Ordinate scales are % relative standard deviation and barns.

Abscissa scales are energy (eV).

Warning: some uncertainty data were suppressed.

$\sigma$  vs. E for  $^{109}\text{Ag}(n,\text{He3})$



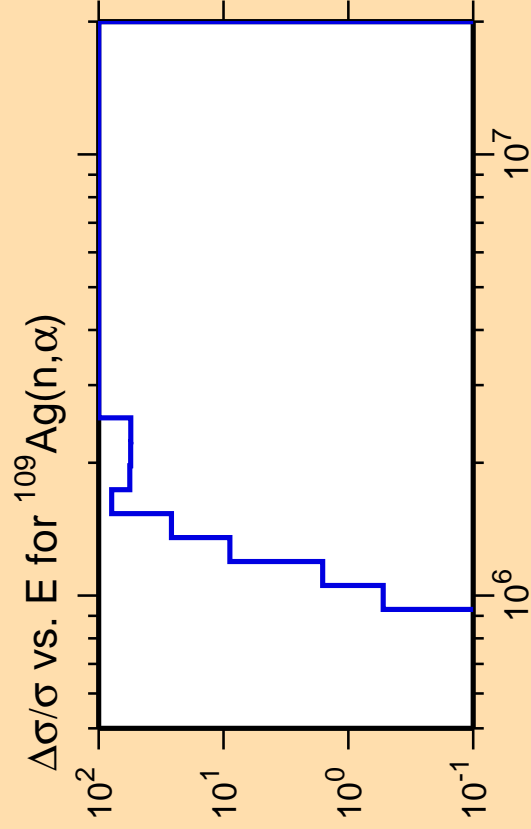
$10^7$



Correlation Matrix




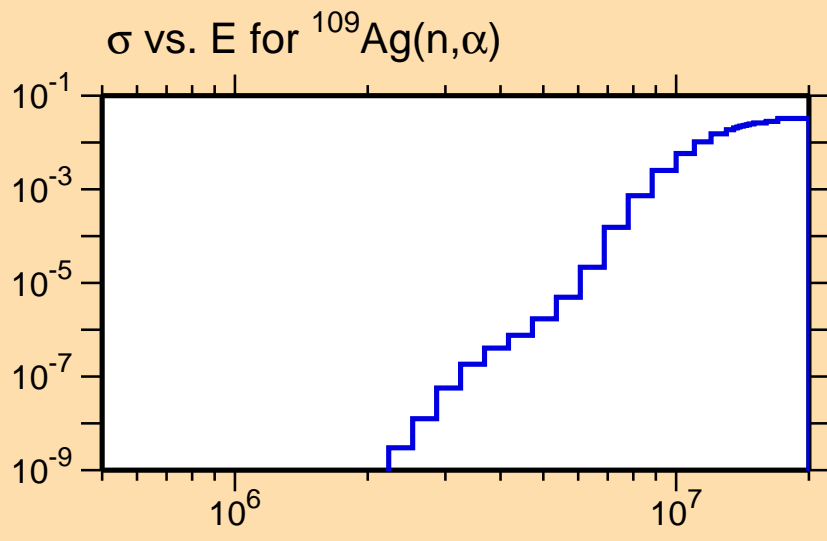
-1.0  
-0.8  
-0.6  
-0.4  
-0.2  
0.0



Ordinate scales are % relative standard deviation and barns.

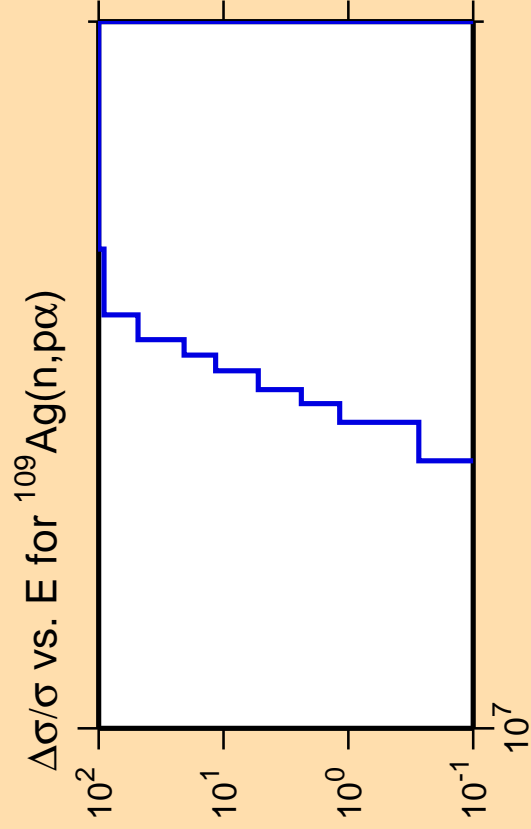
Abscissa scales are energy (eV).

Warning: some uncertainty data were suppressed.



Correlation Matrix


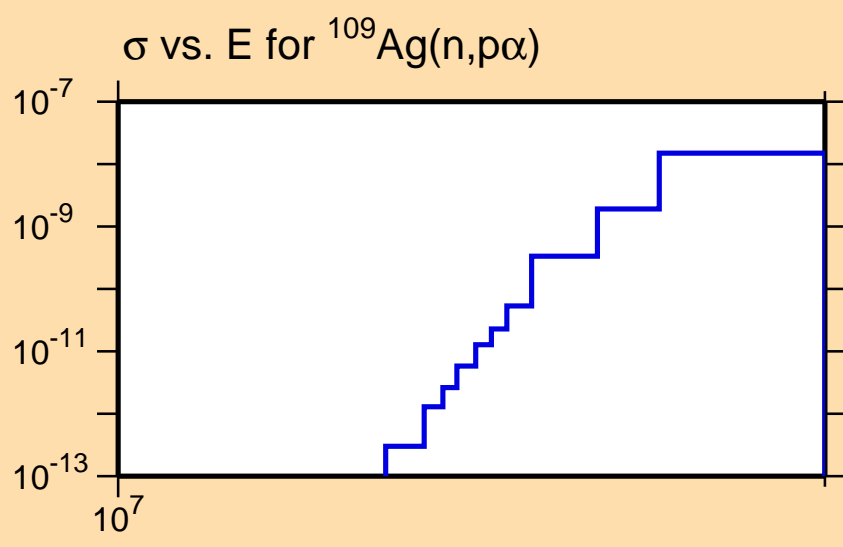




Ordinate scales are % relative standard deviation and barns.

Abscissa scales are energy (eV).

Warning: some uncertainty data were suppressed.



Correlation Matrix

