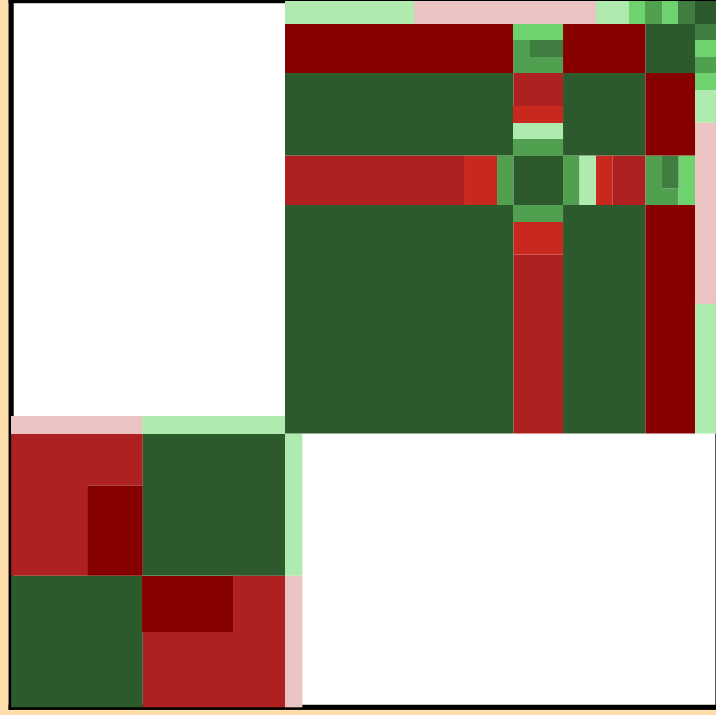
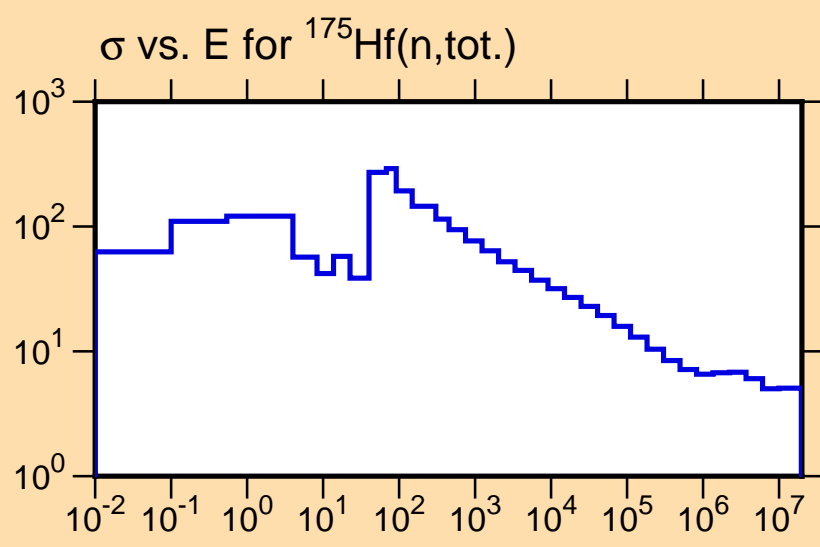


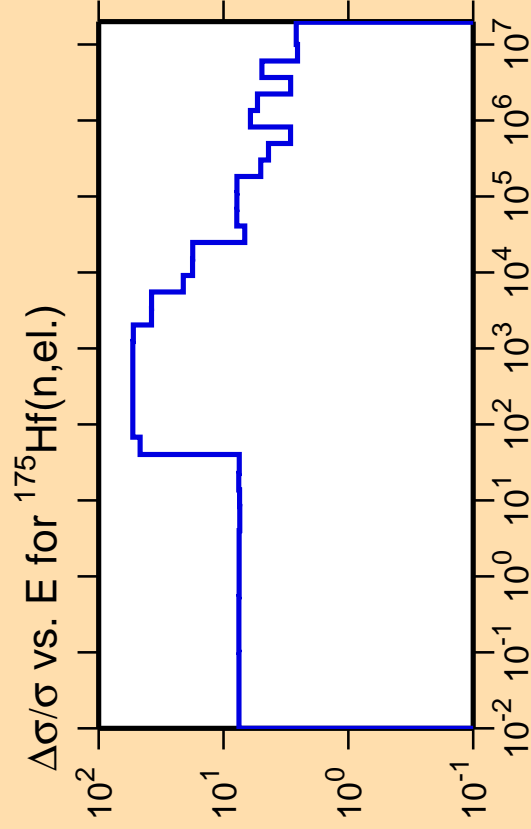
Ordinate scales are % relative standard deviation and barns.

Abscissa scales are energy (eV).



Correlation Matrix


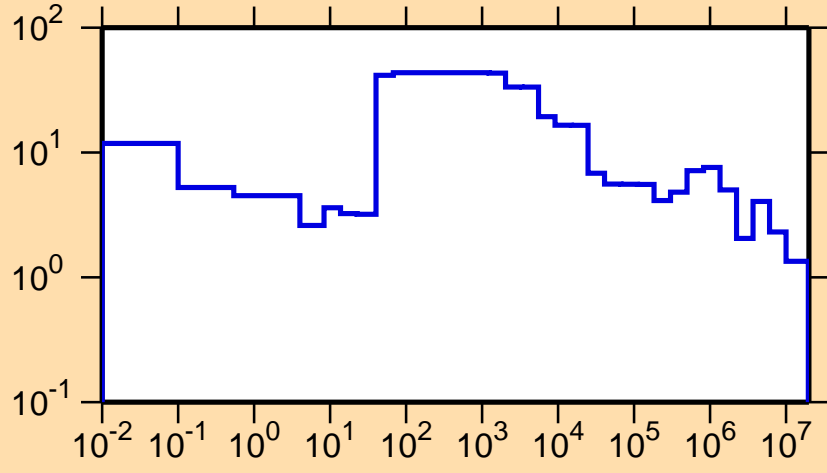




Ordinate scale is %  
relative standard deviation.

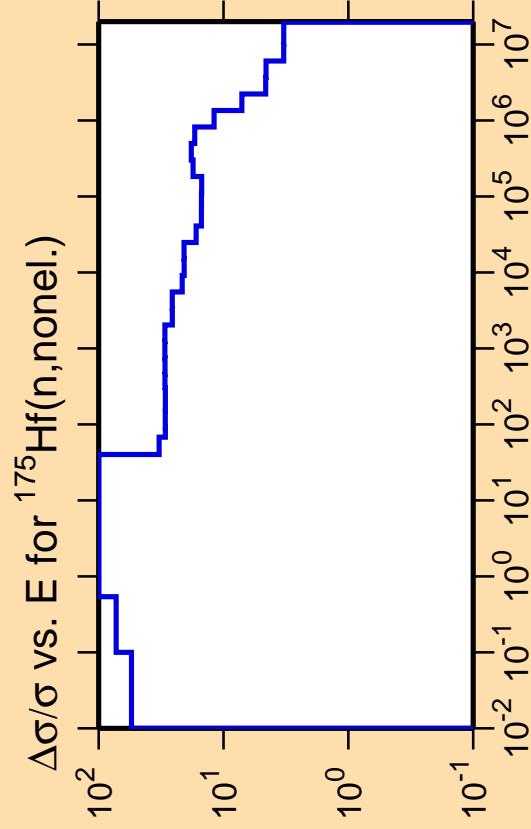
Abscissa scales are energy (eV).

$\Delta\sigma/\sigma$  vs. E for  $^{175}\text{Hf}(n,\text{tot.})$



Correlation Matrix




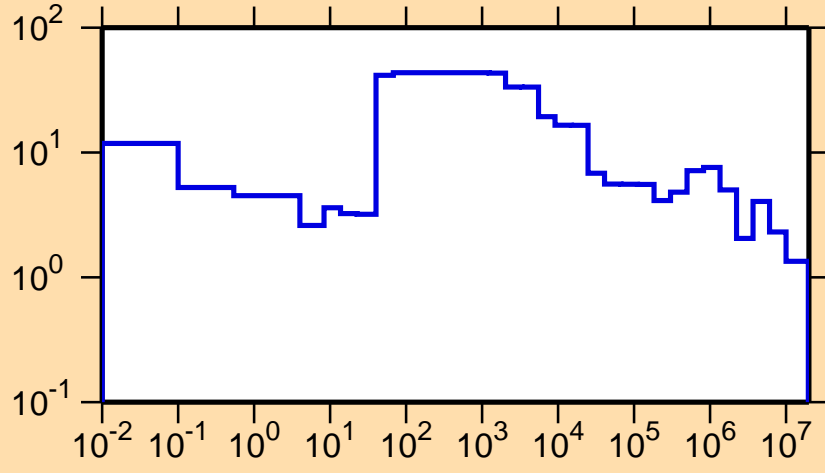


Ordinate scale is %  
relative standard deviation.

Abscissa scales are energy (eV).

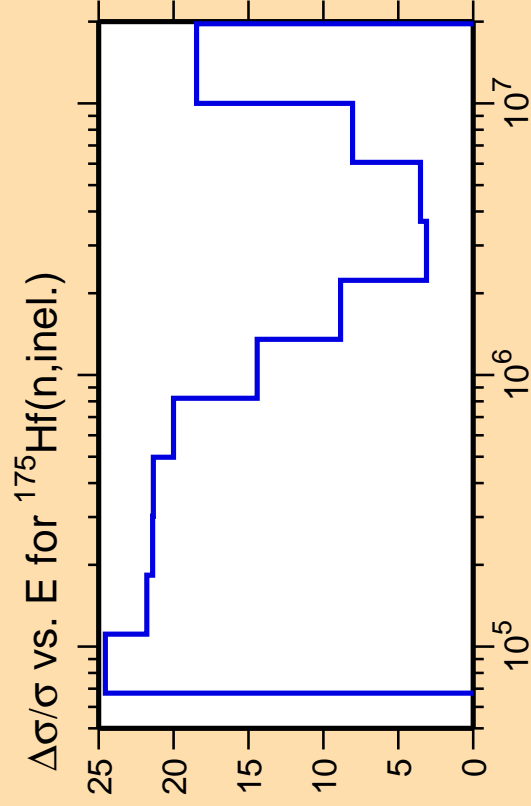
Warning: some uncertainty  
data were suppressed.

$\Delta\sigma/\sigma$  vs. E for  $^{175}\text{Hf}(n,\text{tot.})$



Correlation Matrix


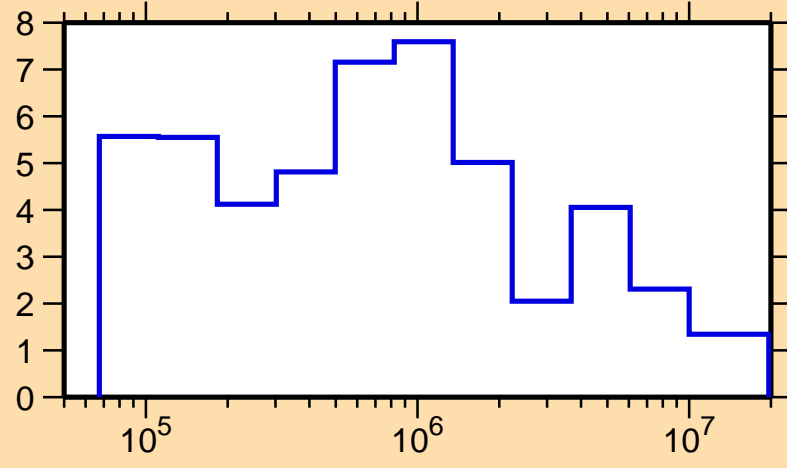




Ordinate scale is %  
relative standard deviation.

Abcissa scales are energy (eV).

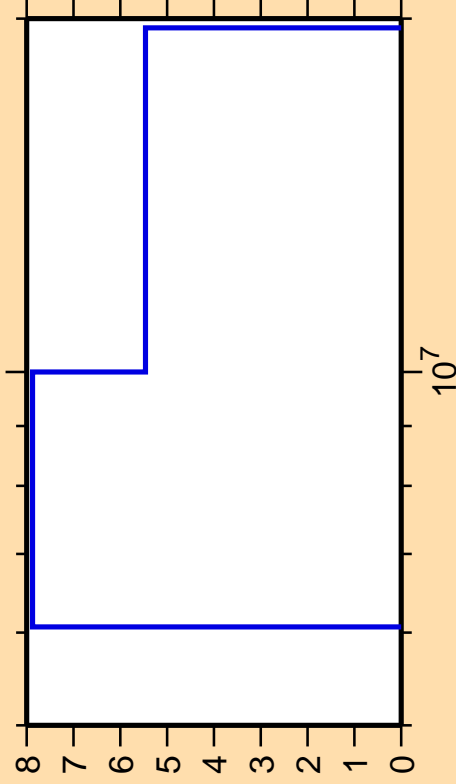
$\Delta\sigma/\sigma$  vs. E for  $^{175}\text{Hf}(n,\text{tot.})$




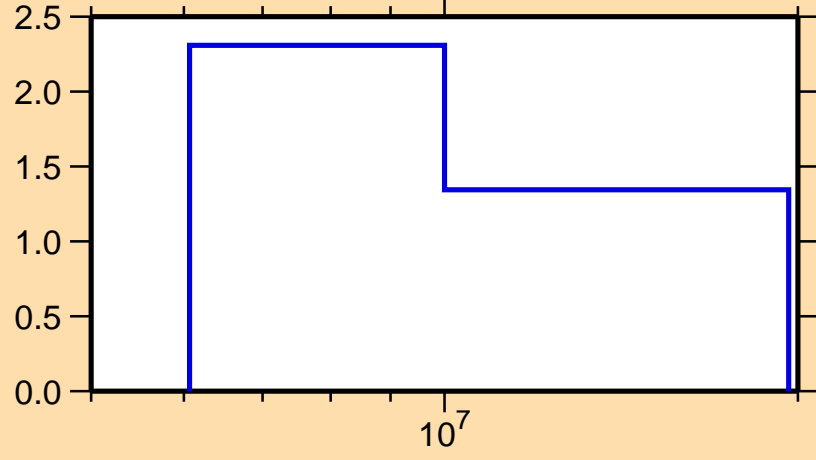
Correlation Matrix



$\Delta\sigma/\sigma$  vs. E for  $^{175}\text{Hf}(n,2n)$

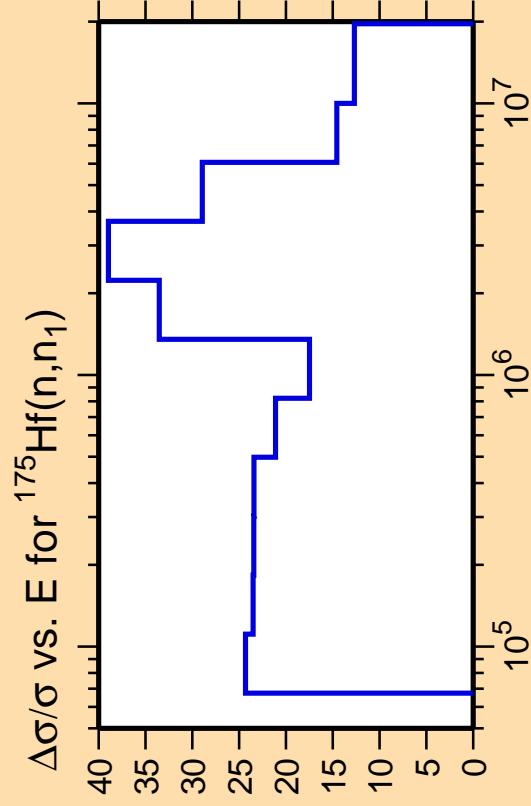


$\Delta\sigma/\sigma$  vs. E for  $^{175}\text{Hf}(n,\text{tot.})$



Correlation Matrix

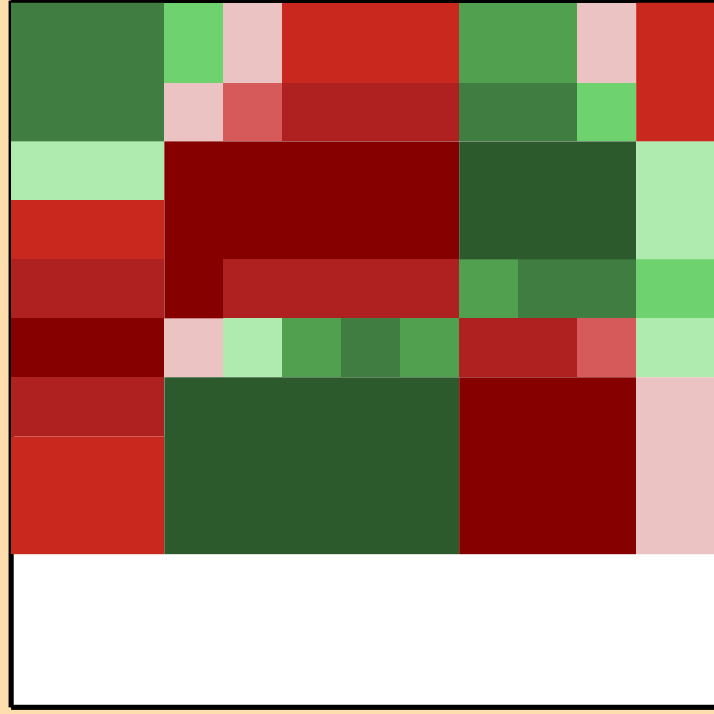
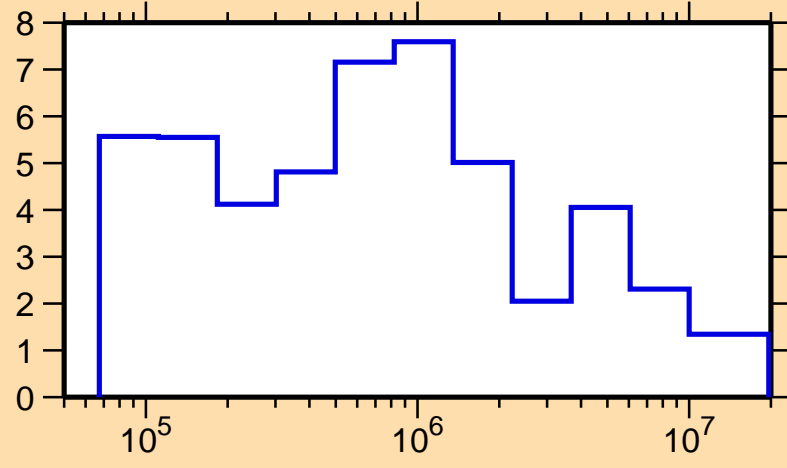




Ordinate scale is %  
relative standard deviation.

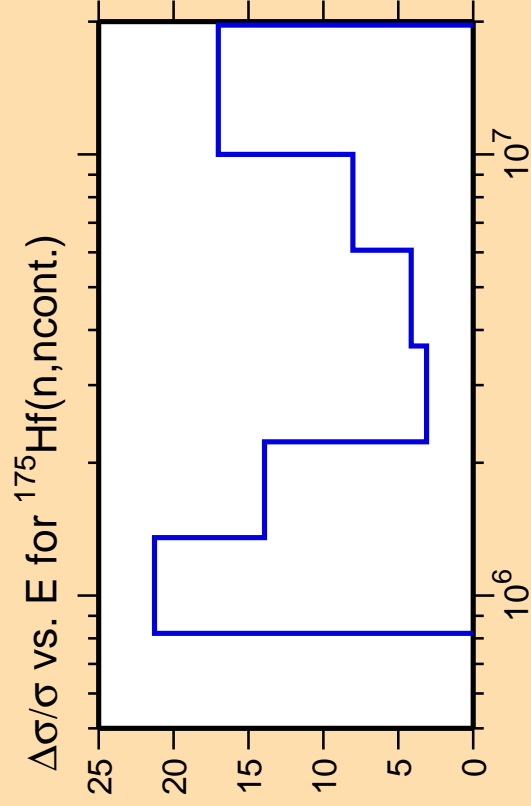
Abscissa scales are energy (eV).

$\Delta\sigma/\sigma$  vs. E for  $^{175}\text{Hf}(n,\text{tot.})$



Correlation Matrix


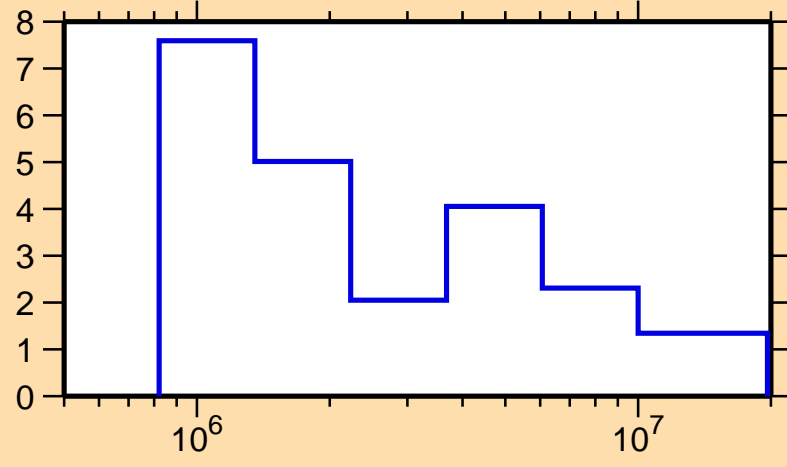




Ordinate scale is %  
relative standard deviation.

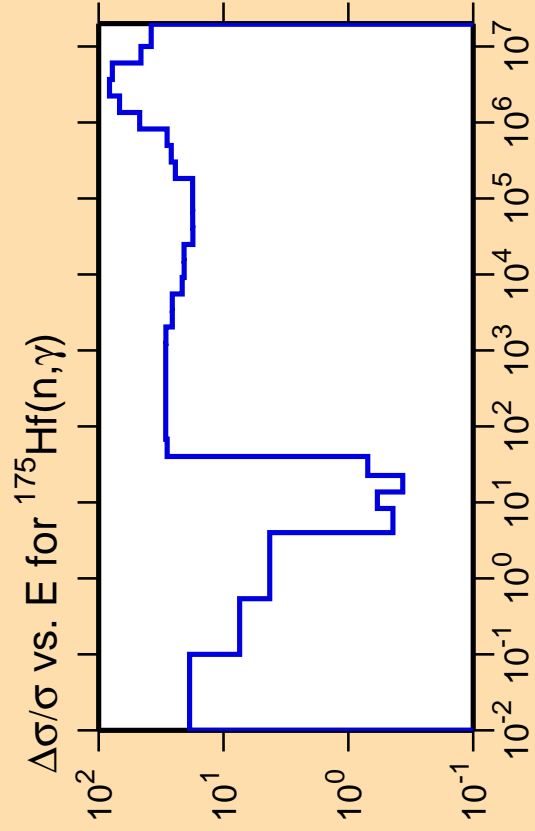
Abscissa scales are energy (eV).

$\Delta\sigma/\sigma$  vs. E for  $^{175}\text{Hf}(n,\text{tot.})$



Correlation Matrix


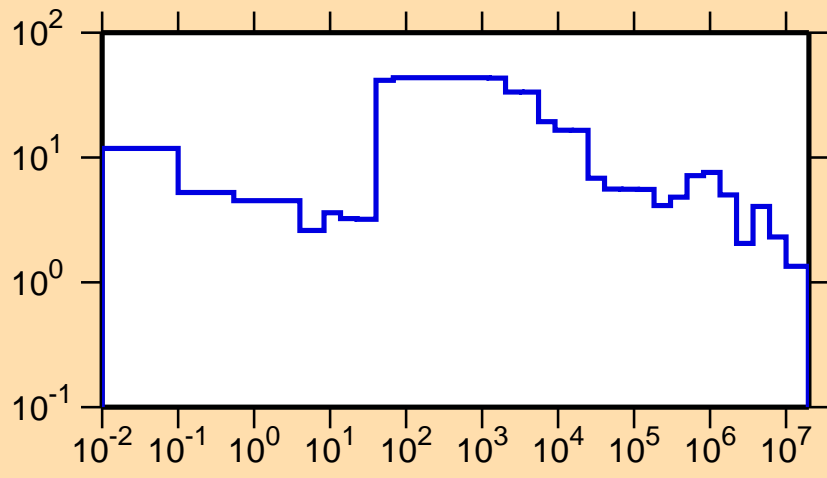




Ordinate scale is %  
relative standard deviation.

Abscissa scales are energy (eV).

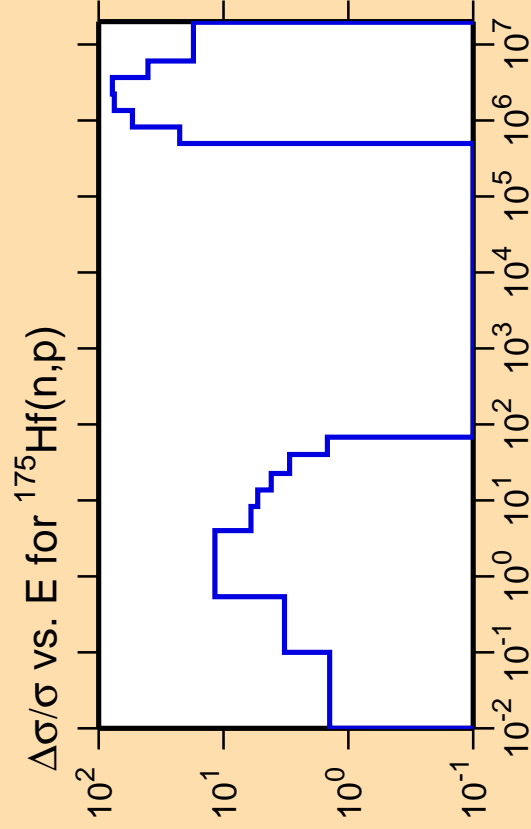
$\Delta\sigma/\sigma$  vs. E for  $^{175}\text{Hf}(n,\text{tot.})$



Correlation Matrix

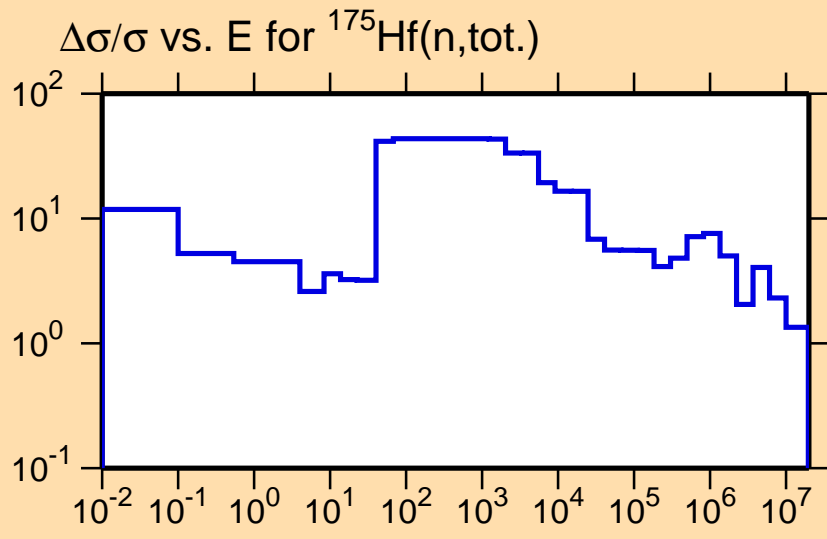






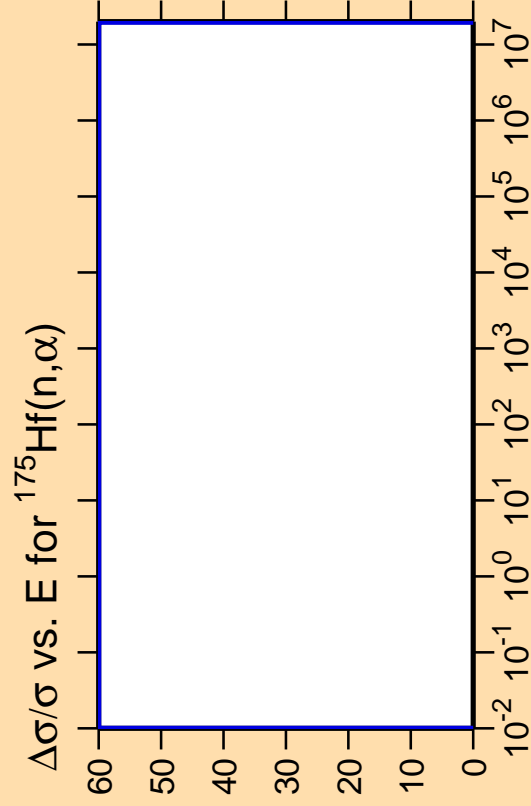
Ordinate scale is %  
relative standard deviation.

Abscissa scales are energy (eV).



Correlation Matrix




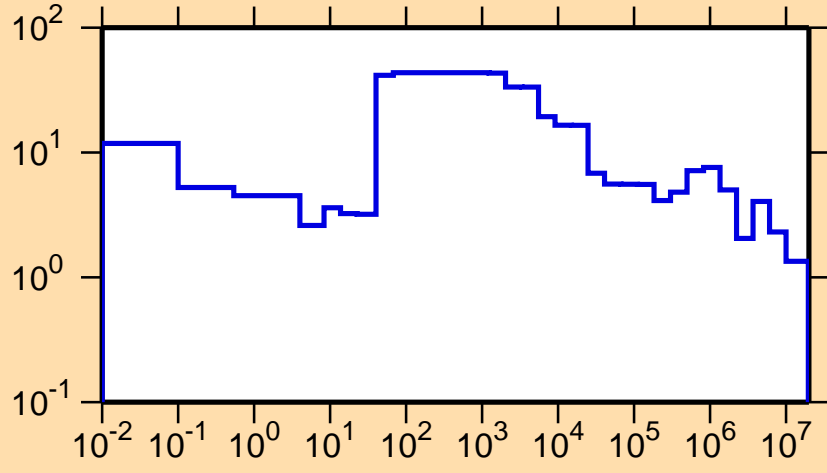


Ordinate scale is %  
relative standard deviation.

Abscissa scales are energy (eV).

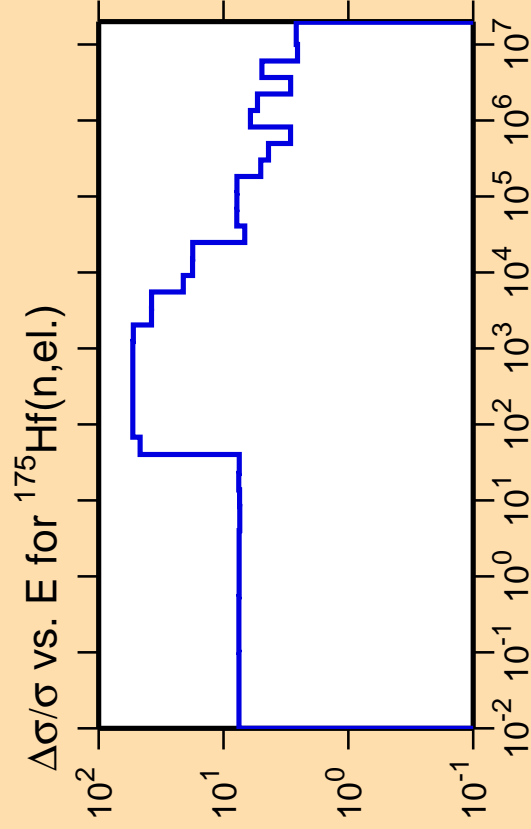
Warning: some uncertainty  
data were suppressed.

$\Delta\sigma/\sigma$  vs. E for  $^{175}\text{Hf}(n,\text{tot.})$




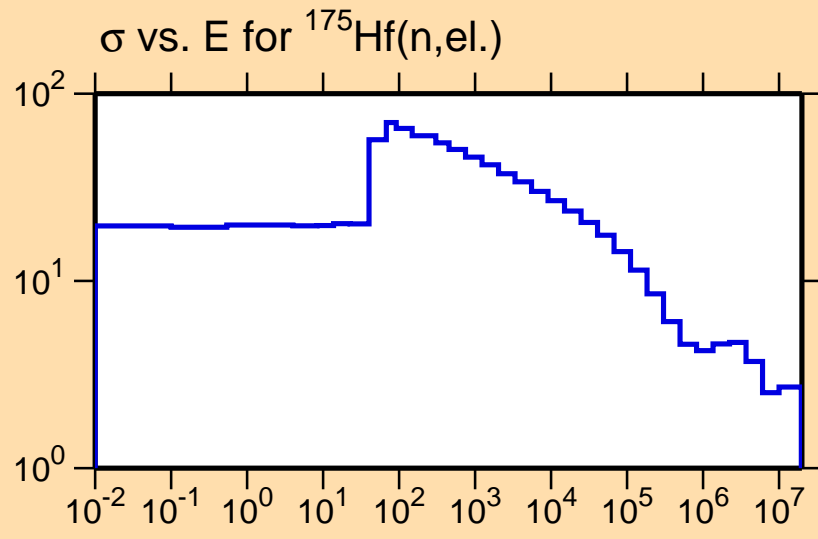
Correlation Matrix





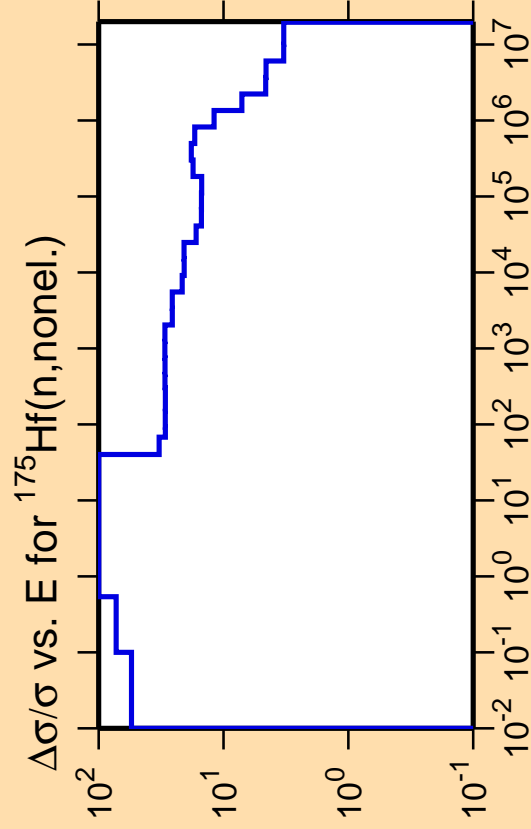
Ordinate scales are % relative standard deviation and barns.

Abscissa scales are energy (eV).



Correlation Matrix




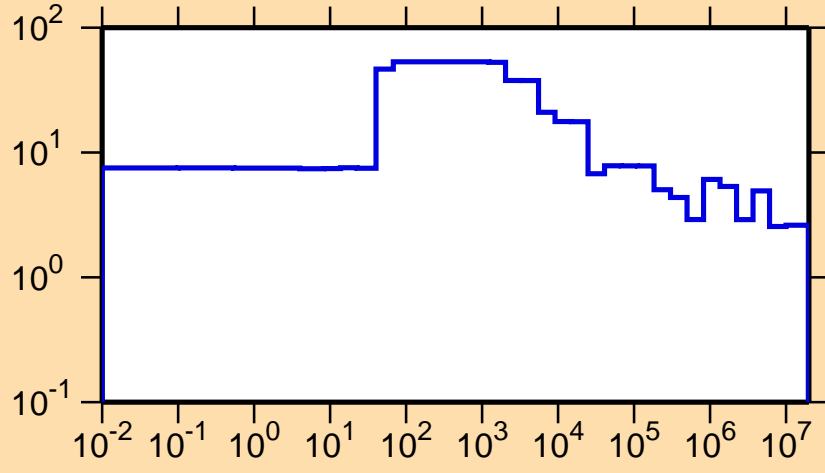


Ordinate scale is %  
relative standard deviation.

Abscissa scales are energy (eV).

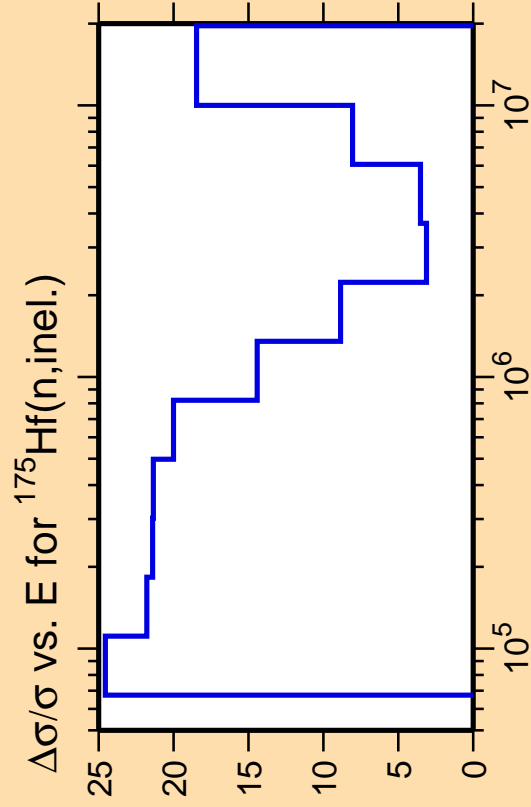
Warning: some uncertainty  
data were suppressed.

$\Delta\sigma/\sigma$  vs. E for  $^{175}\text{Hf}(n,\text{el.})$



Correlation Matrix

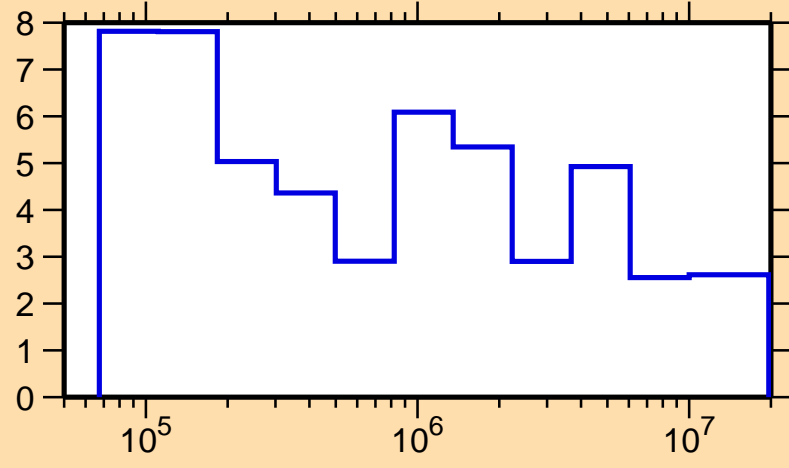




Ordinate scale is %  
relative standard deviation.

Abscissa scales are energy (eV).

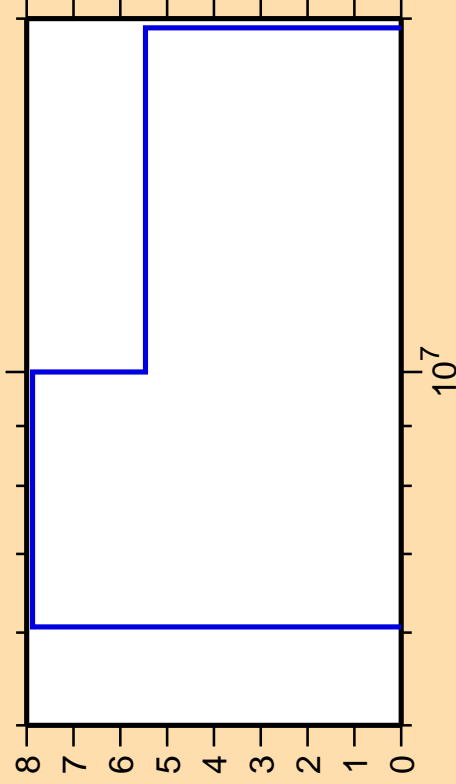
$\Delta\sigma/\sigma$  vs. E for  $^{175}\text{Hf}(n,\text{el.})$




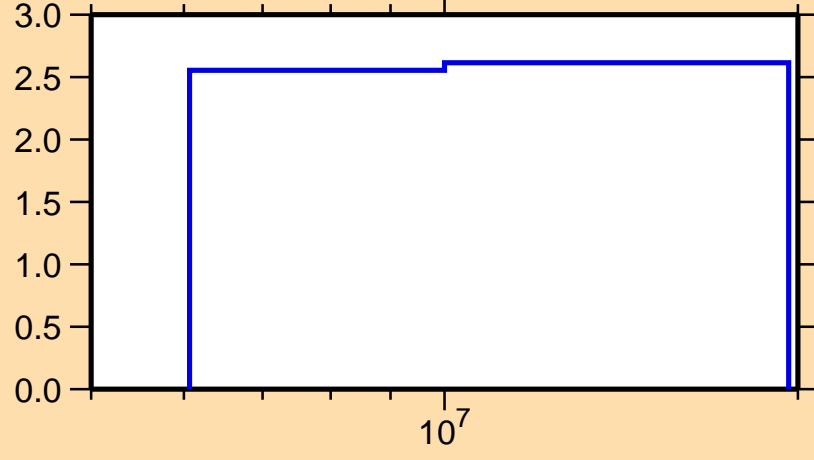
Correlation Matrix



$\Delta\sigma/\sigma$  vs. E for  $^{175}\text{Hf}(n,2n)$

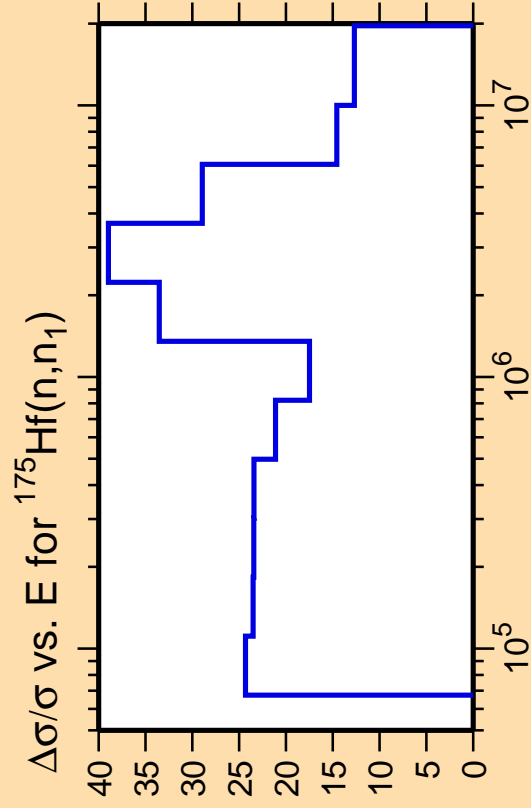


$\Delta\sigma/\sigma$  vs. E for  $^{175}\text{Hf}(n,\text{el.})$



Correlation Matrix


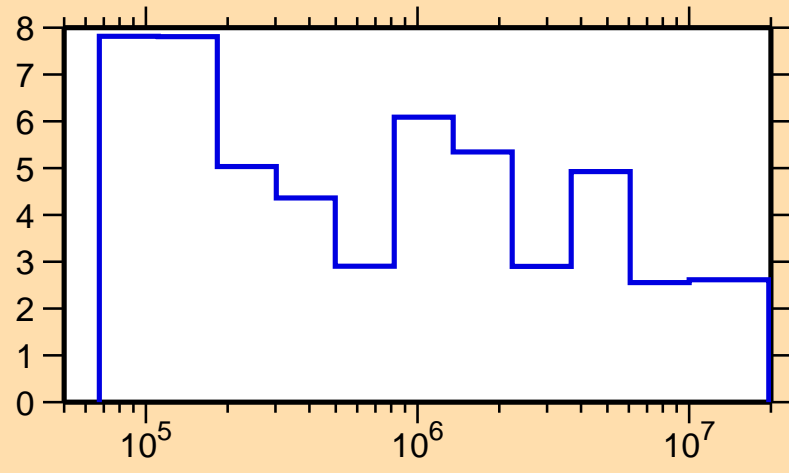




Ordinate scale is %  
relative standard deviation.

Abscissa scales are energy (eV).

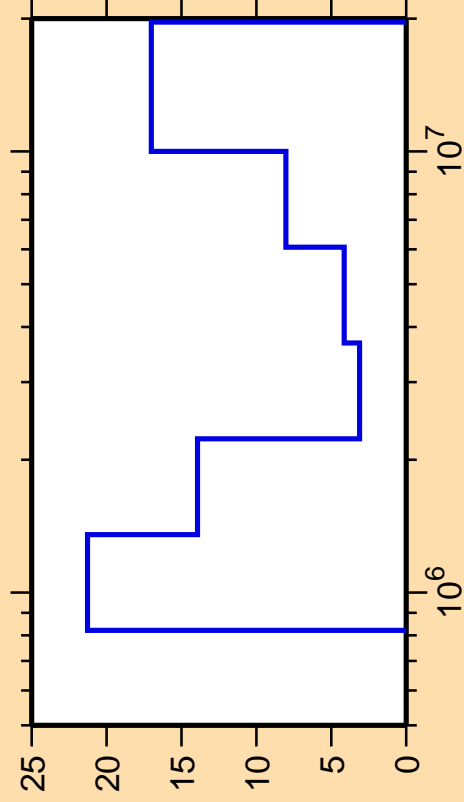
$\Delta\sigma/\sigma$  vs. E for  $^{175}\text{Hf}(n,\text{el.})$



Correlation Matrix




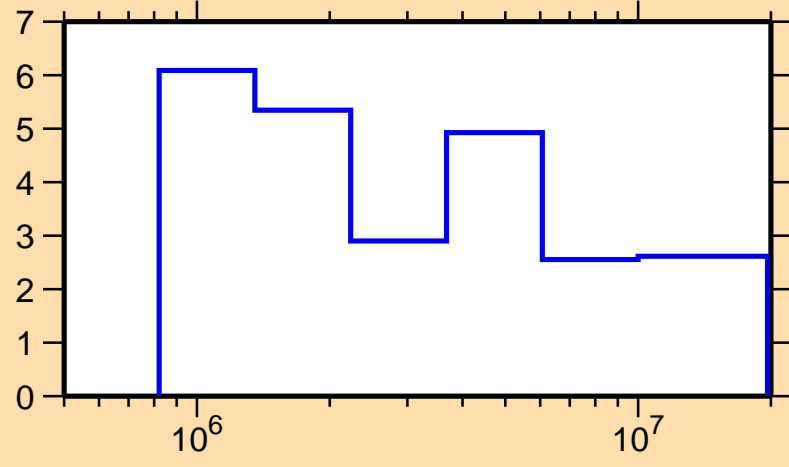
$\Delta\sigma/\sigma$  vs. E for  $^{175}\text{Hf}(n,n\text{cont.})$



Ordinate scale is %  
relative standard deviation.

Abscissa scales are energy (eV).

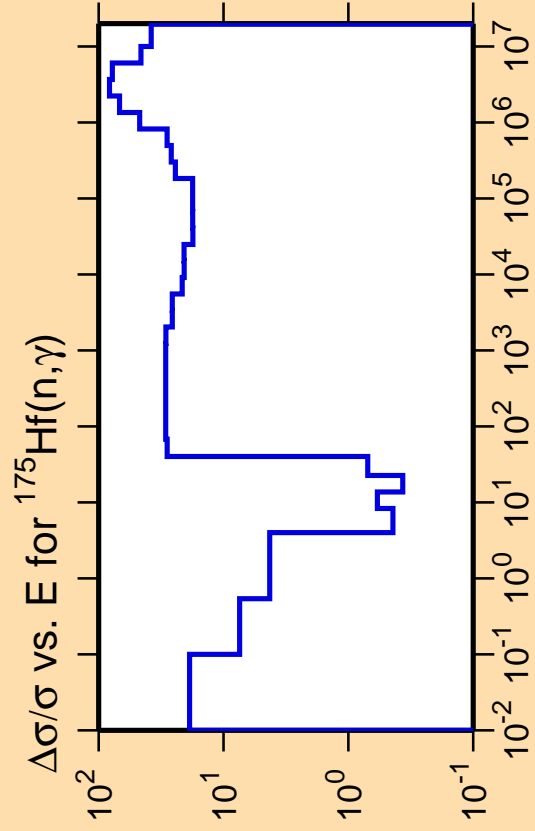
$\Delta\sigma/\sigma$  vs. E for  $^{175}\text{Hf}(n,\text{el.})$



Correlation Matrix




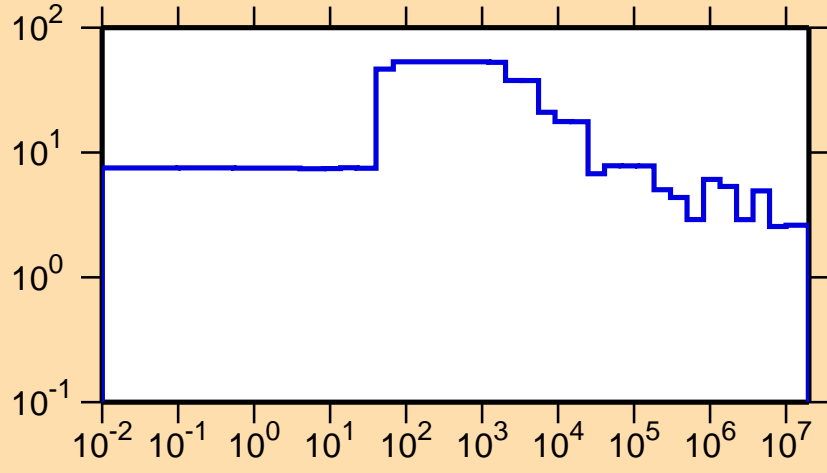




Ordinate scale is %  
relative standard deviation.

Abscissa scales are energy (eV).

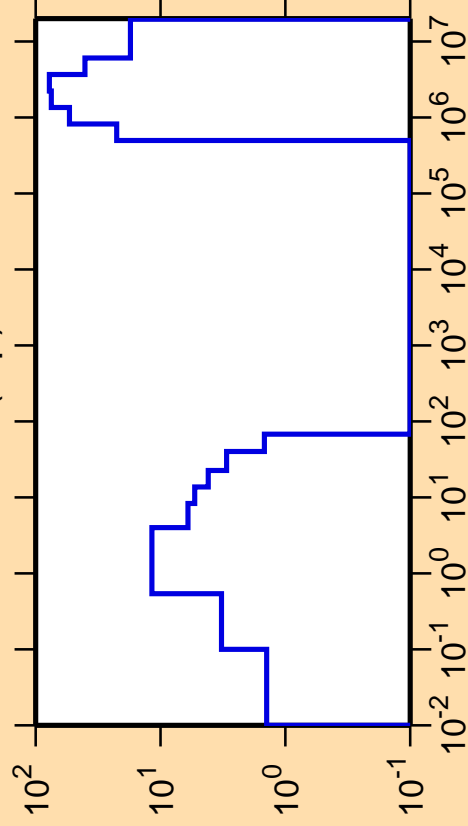
$\Delta\sigma/\sigma$  vs. E for  $^{175}\text{Hf}(n,\text{el.})$



Correlation Matrix



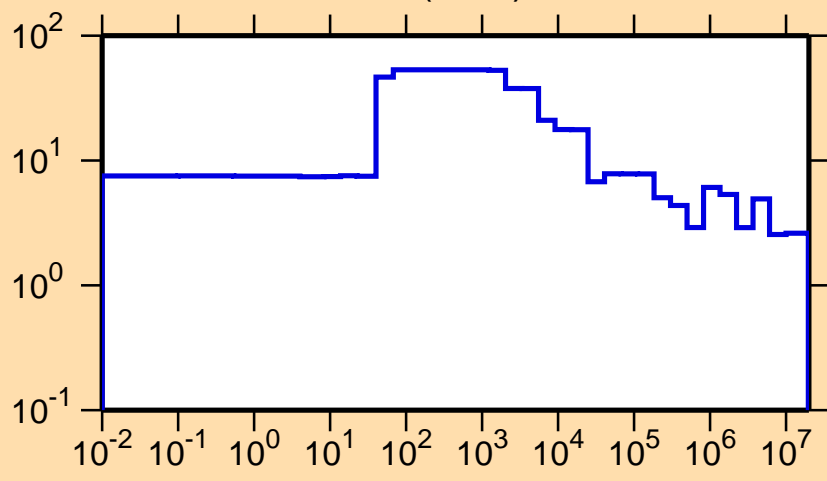
$\Delta\sigma/\sigma$  vs. E for  $^{175}\text{Hf}(n,p)$



Ordinate scale is %  
relative standard deviation.

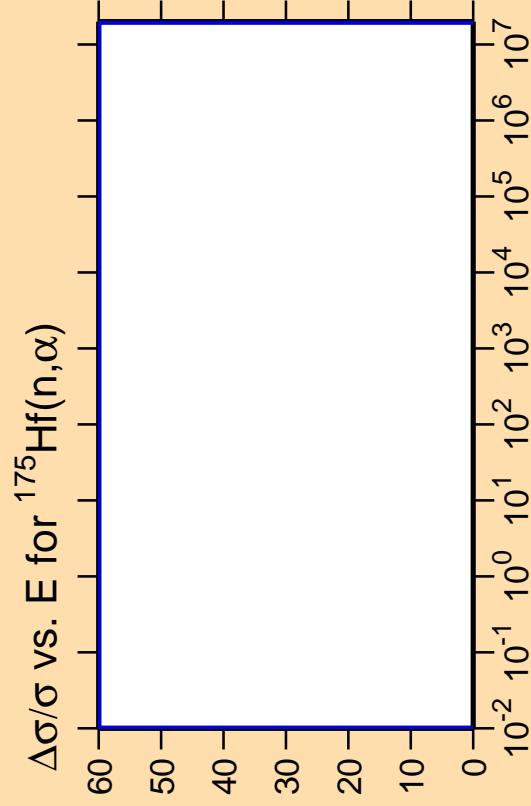
Abscissa scales are energy (eV).

$\Delta\sigma/\sigma$  vs. E for  $^{175}\text{Hf}(n,\text{el.})$



Correlation Matrix




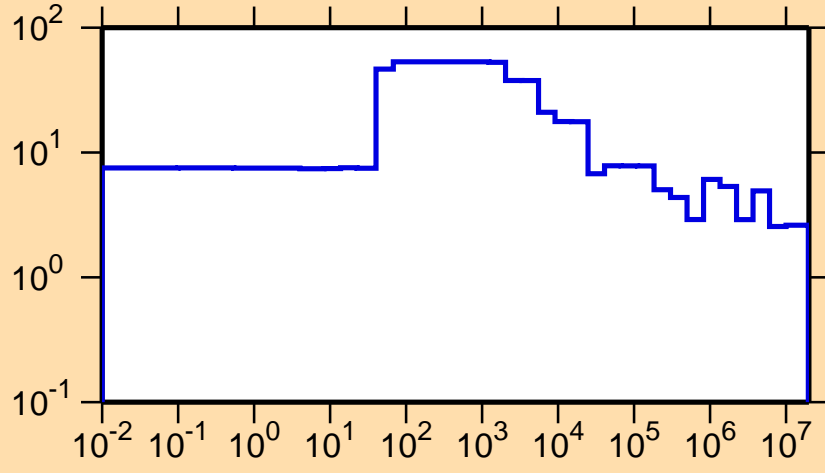


Ordinate scale is %  
relative standard deviation.

Abscissa scales are energy (eV).

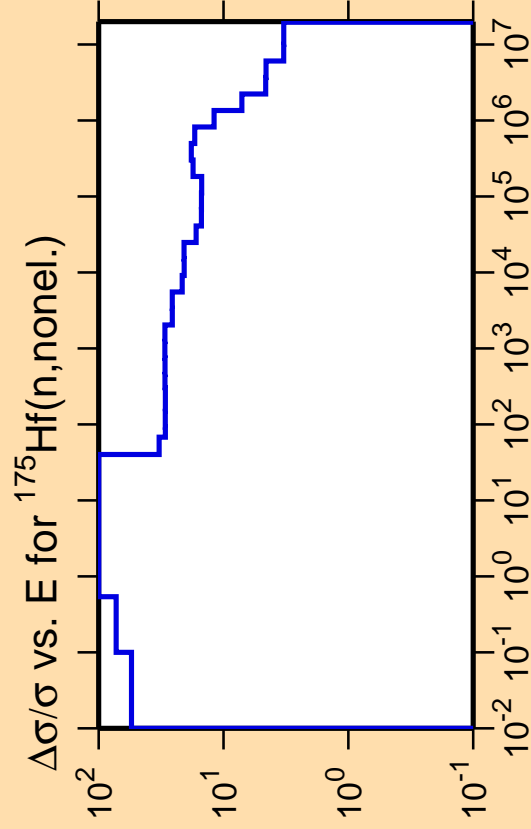
Warning: some uncertainty  
data were suppressed.

$\Delta\sigma/\sigma$  vs. E for  $^{175}\text{Hf}(n,\text{el.})$



Correlation Matrix

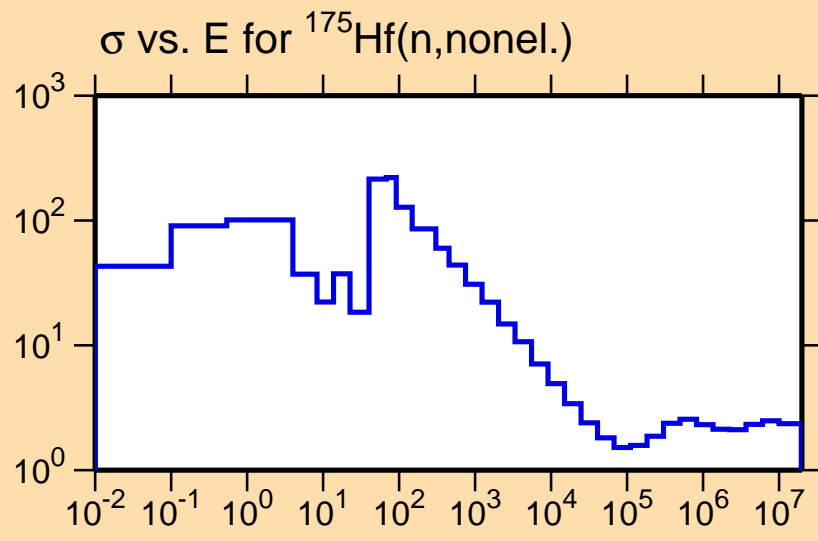




Ordinate scales are % relative standard deviation and barns.

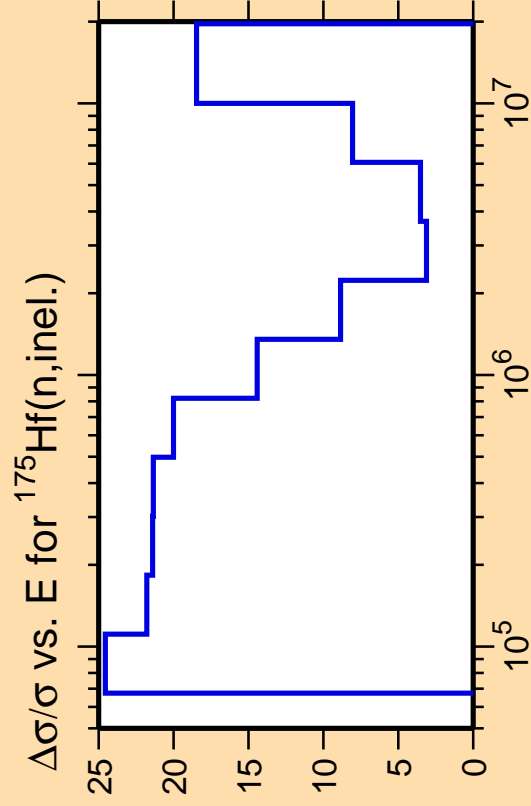
Abscissa scales are energy (eV).

Warning: some uncertainty data were suppressed.




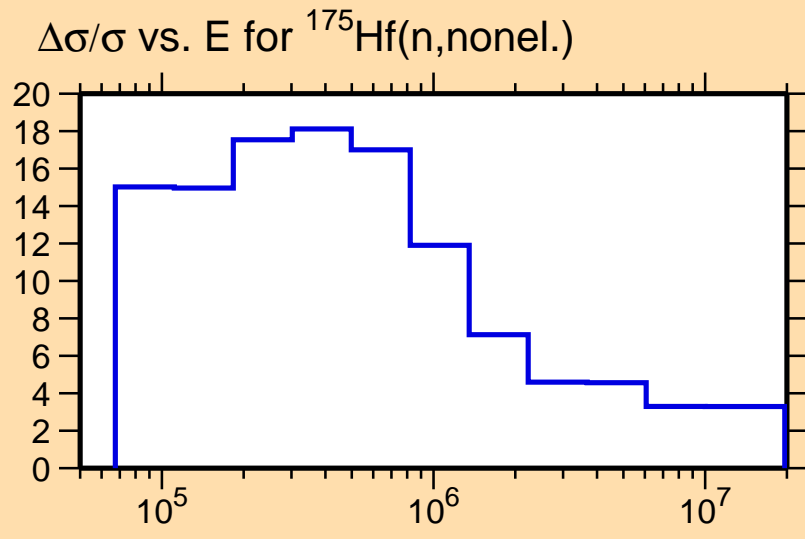
Correlation Matrix





Ordinate scale is %  
relative standard deviation.

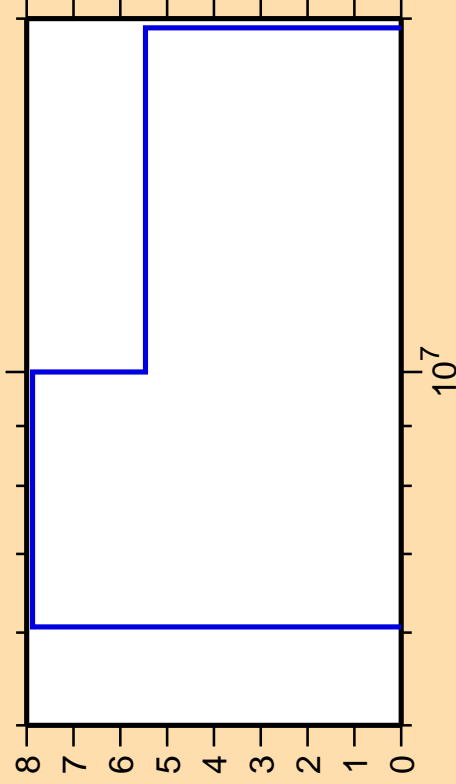
Abscissa scales are energy (eV).



Correlation Matrix




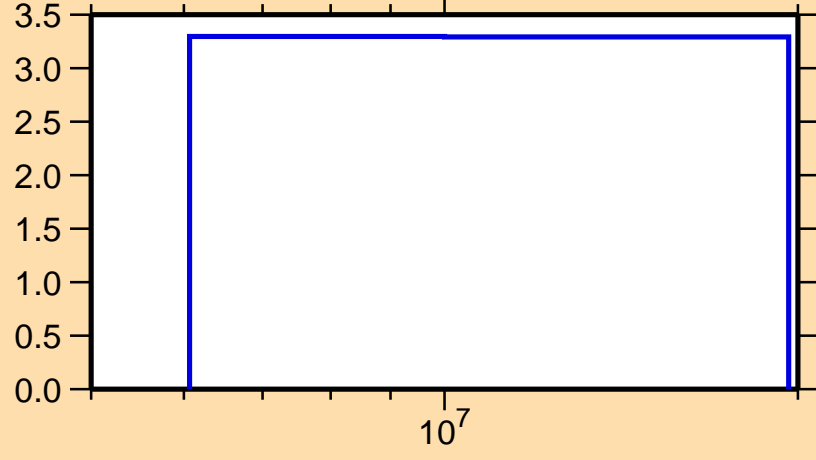
$\Delta\sigma/\sigma$  vs. E for  $^{175}\text{Hf}(n,2n)$



Ordinate scale is %  
relative standard deviation.

Abcissa scales are energy (eV).

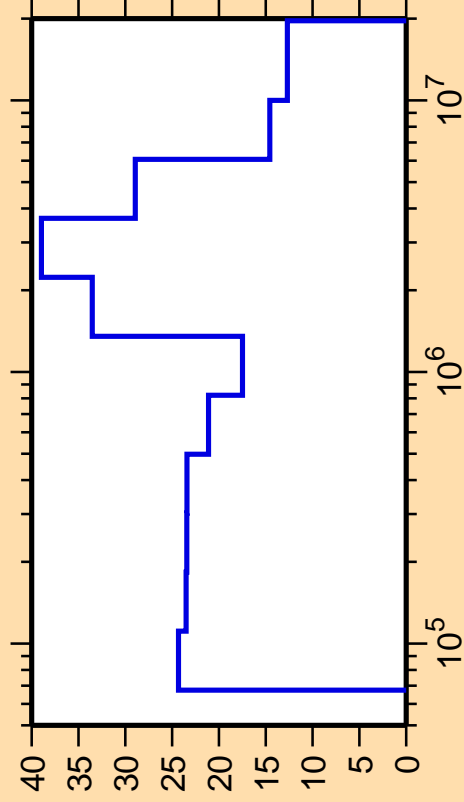
$\Delta\sigma/\sigma$  vs. E for  $^{175}\text{Hf}(n,\text{nonel.})$



Correlation Matrix




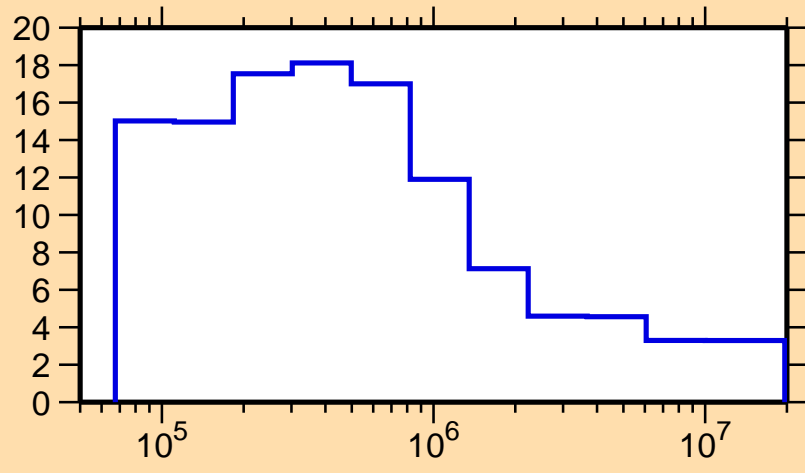
$\Delta\sigma/\sigma$  vs. E for  $^{175}\text{Hf}(n,n_1)$



Ordinate scale is %  
relative standard deviation.

Abscissa scales are energy (eV).

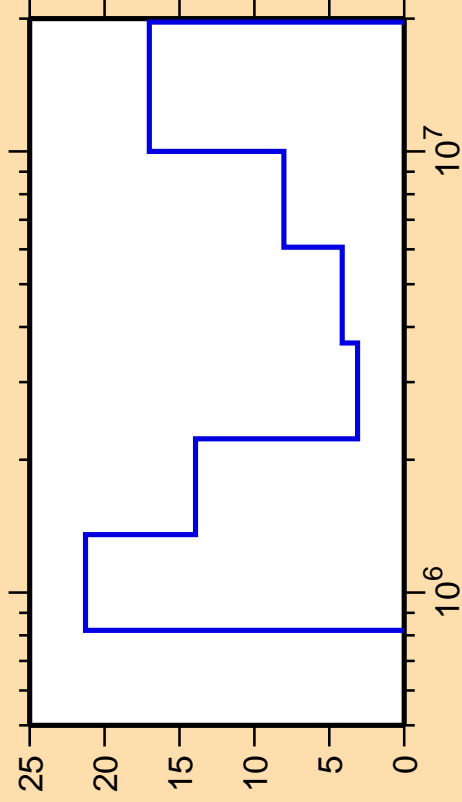
$\Delta\sigma/\sigma$  vs. E for  $^{175}\text{Hf}(n,\text{nonel.})$



Correlation Matrix



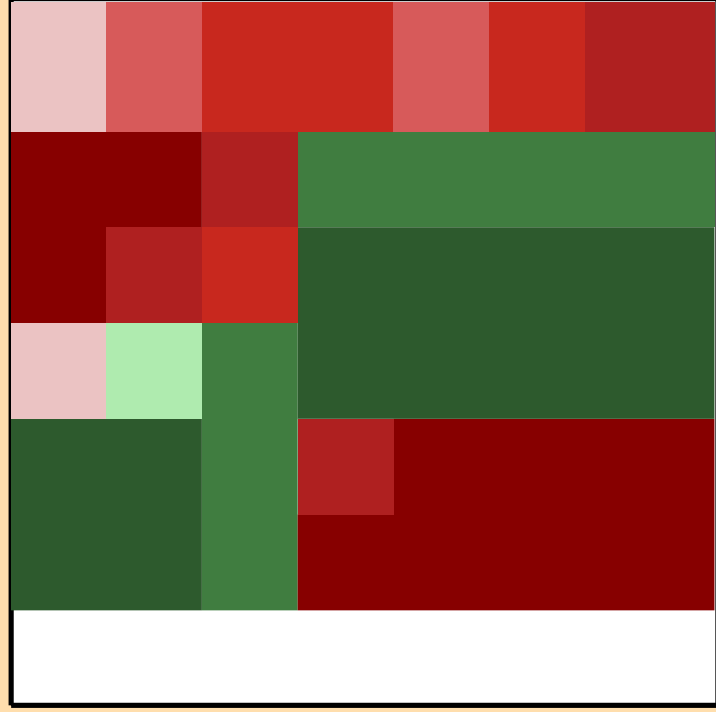
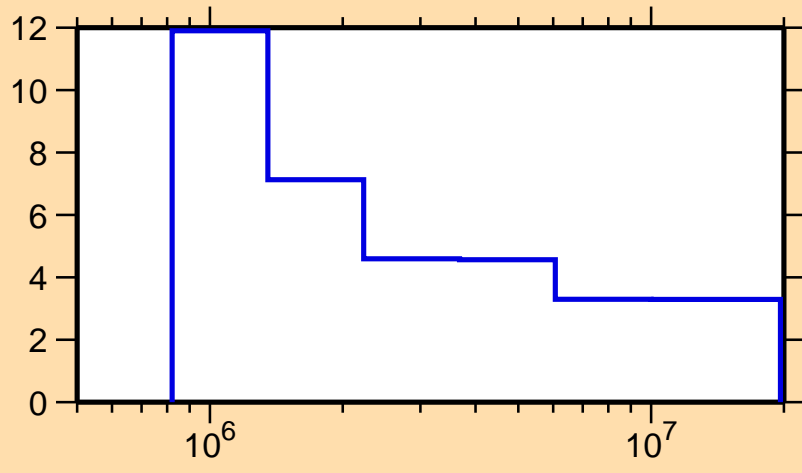
$\Delta\sigma/\sigma$  vs. E for  $^{175}\text{Hf}(n,n\text{cont.})$



Ordinate scale is %  
relative standard deviation.

Abscissa scales are energy (eV).

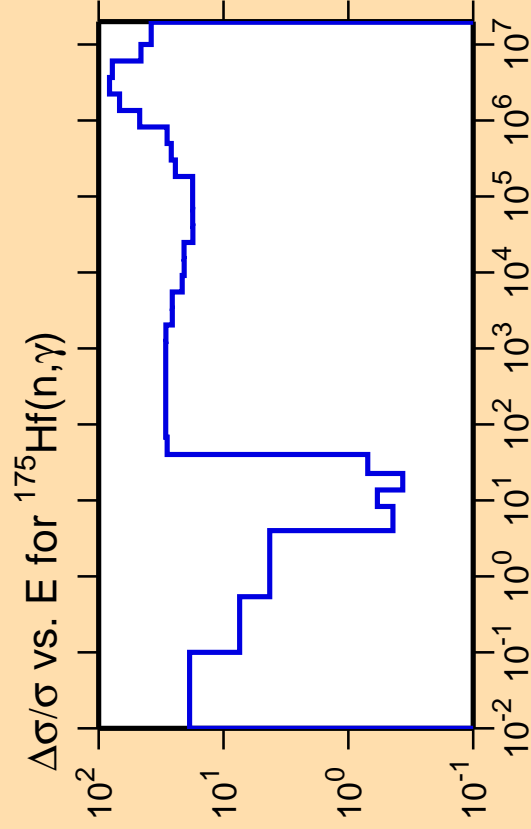
$\Delta\sigma/\sigma$  vs. E for  $^{175}\text{Hf}(n,\text{nonel.})$



Correlation Matrix





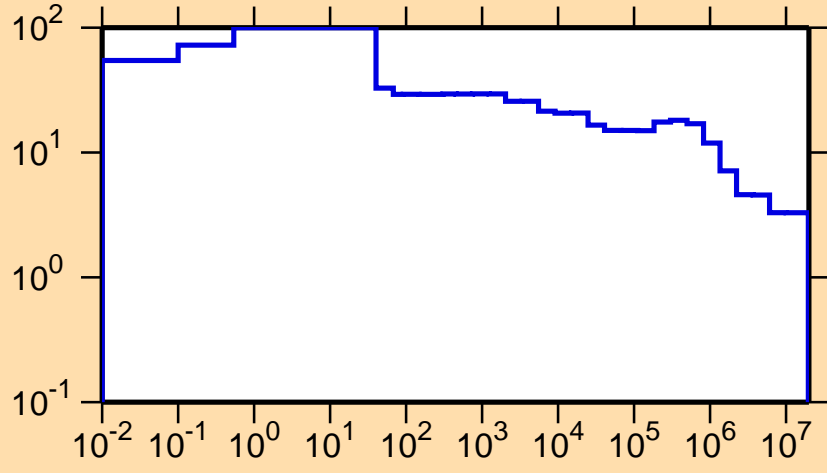


Ordinate scale is %  
relative standard deviation.

Abscissa scales are energy (eV).

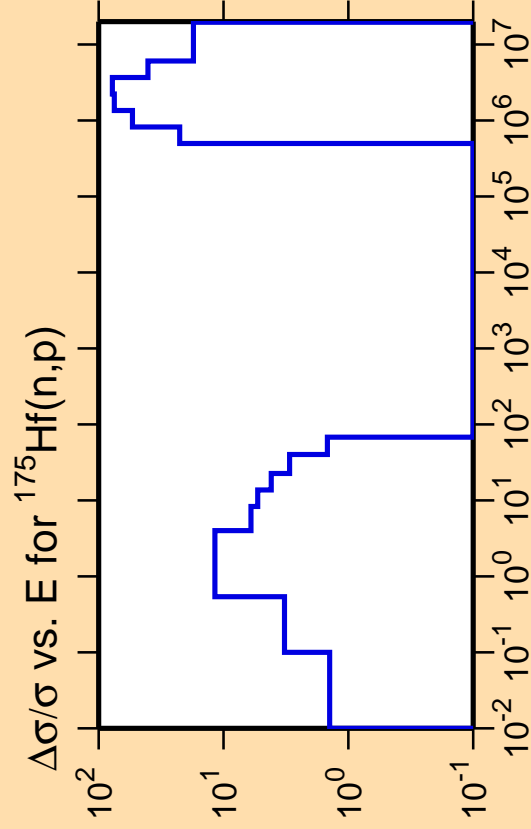
Warning: some uncertainty  
data were suppressed.

$\Delta\sigma/\sigma$  vs. E for  $^{175}\text{Hf}(n,\text{nonel.})$



Correlation Matrix



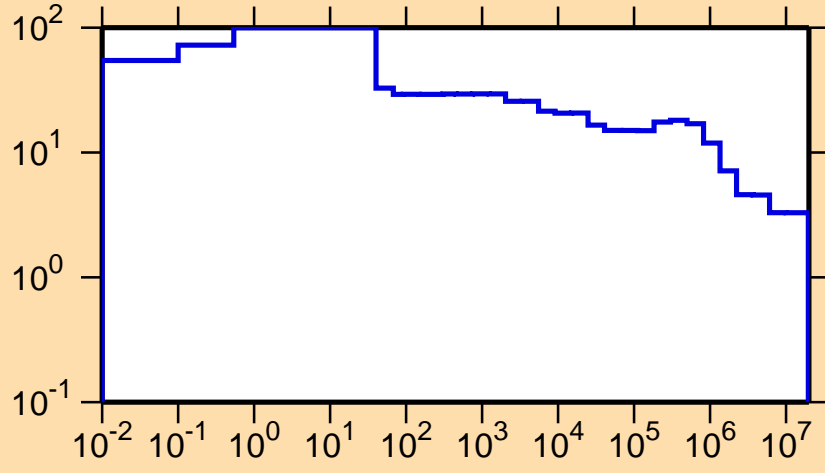


Ordinate scale is %  
relative standard deviation.

Abscissa scales are energy (eV).

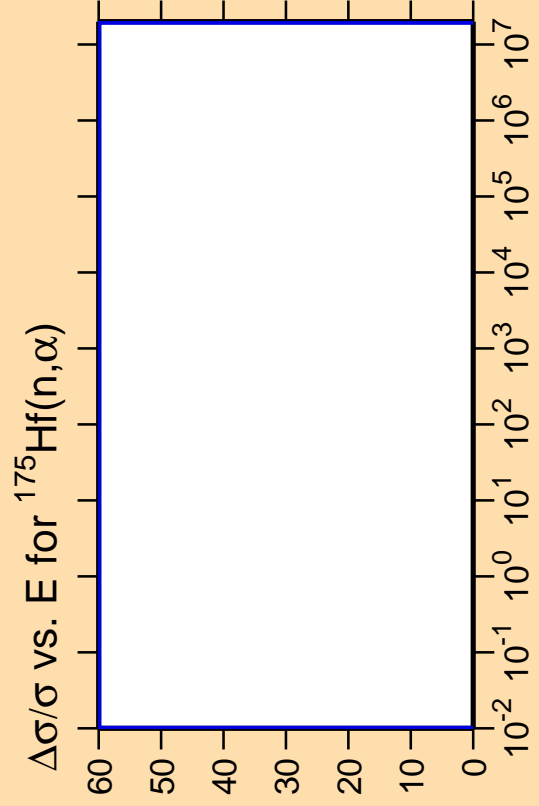
Warning: some uncertainty  
data were suppressed.

$\Delta\sigma/\sigma$  vs. E for  $^{175}\text{Hf}(n,\text{nonel.})$



Correlation Matrix



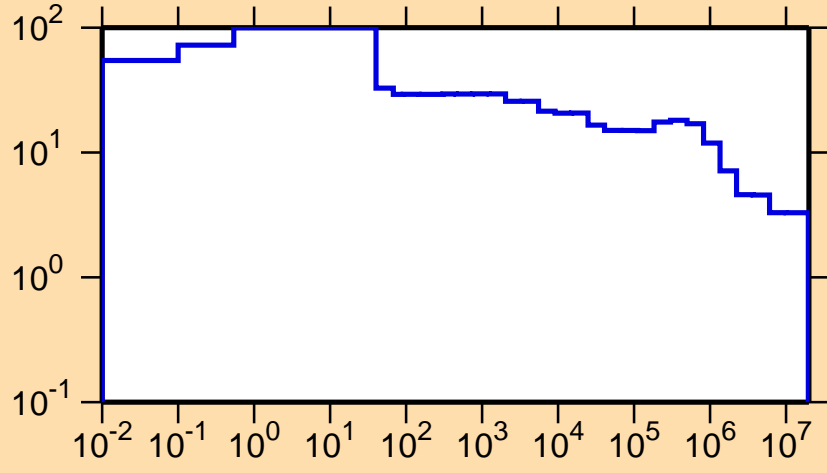


Ordinate scale is %  
relative standard deviation.

Abscissa scales are energy (eV).

Warning: some uncertainty  
data were suppressed.

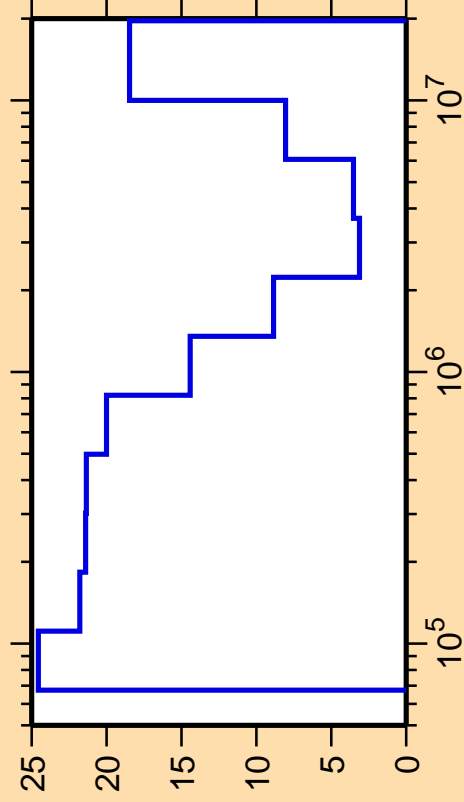
$\Delta\sigma/\sigma$  vs. E for  $^{175}\text{Hf}(n,\text{nonel.})$



Correlation Matrix



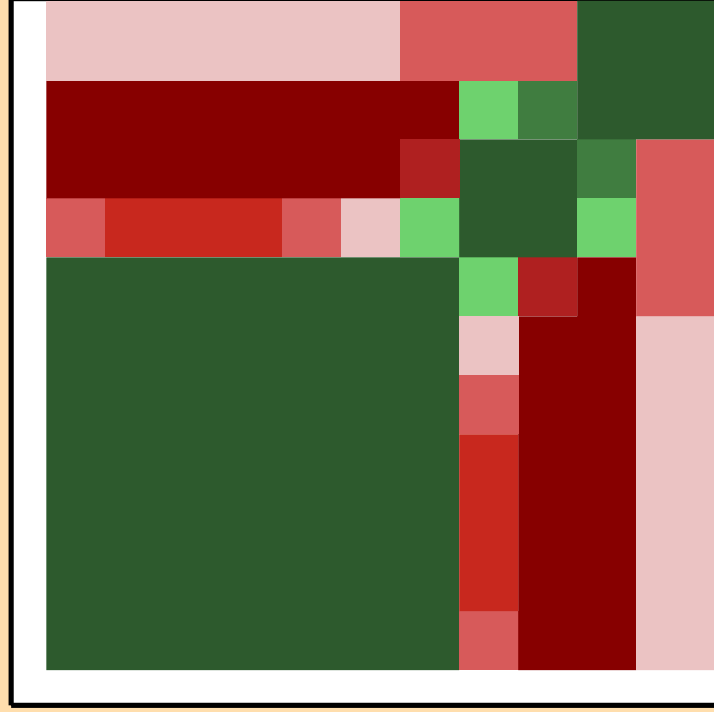
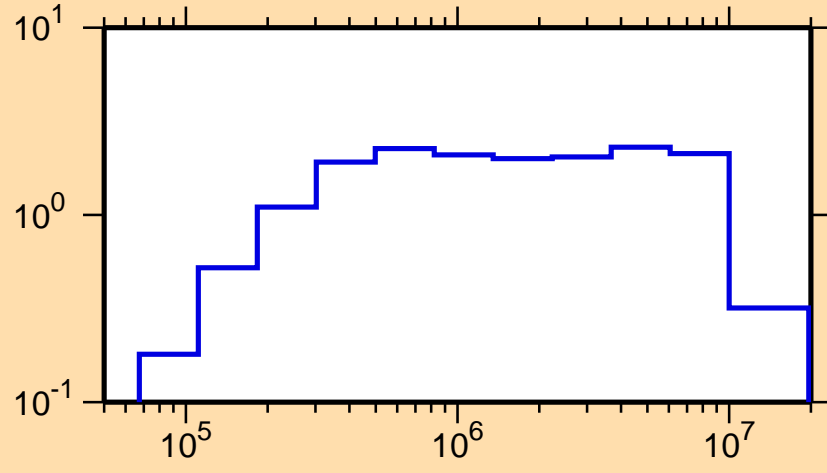
$\Delta\sigma/\sigma$  vs. E for  $^{175}\text{Hf}(n,\text{inel.})$



Ordinate scales are % relative standard deviation and barns.

Abscissa scales are energy (eV).

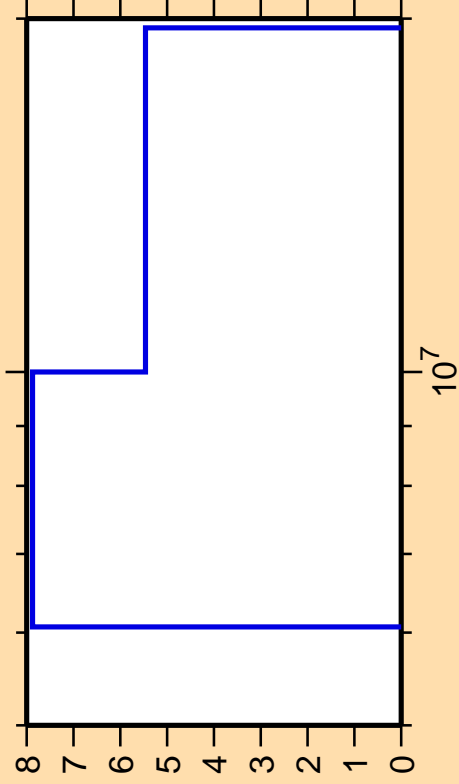
$\sigma$  vs. E for  $^{175}\text{Hf}(n,\text{inel.})$



Correlation Matrix




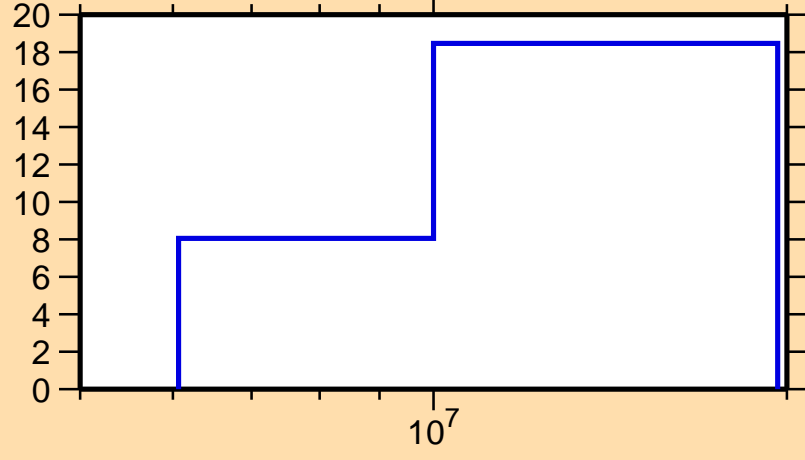
$\Delta\sigma/\sigma$  vs. E for  $^{175}\text{Hf}(n,2n)$



Ordinate scale is %  
relative standard deviation.

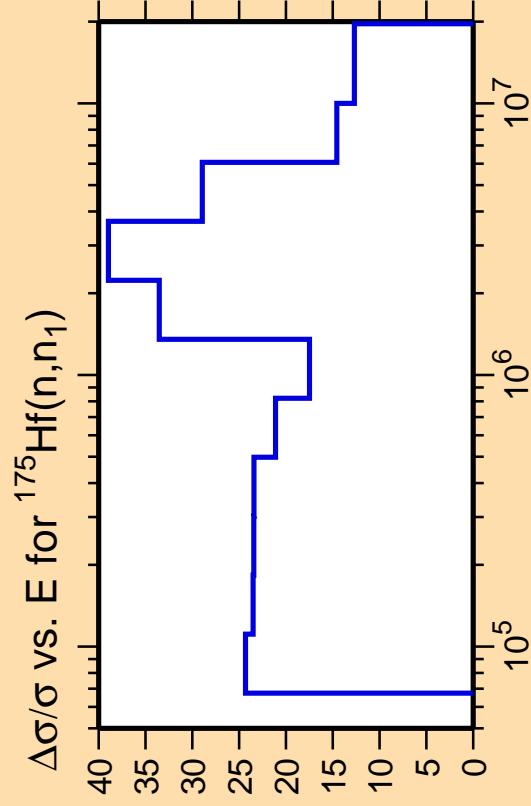
Abscissa scales are energy (eV).

$\Delta\sigma/\sigma$  vs. E for  $^{175}\text{Hf}(n,\text{inel.})$



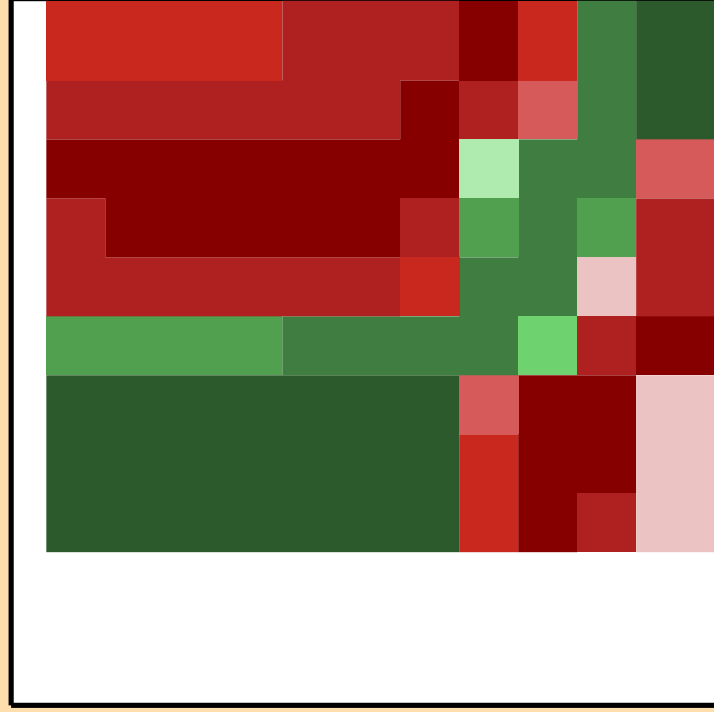
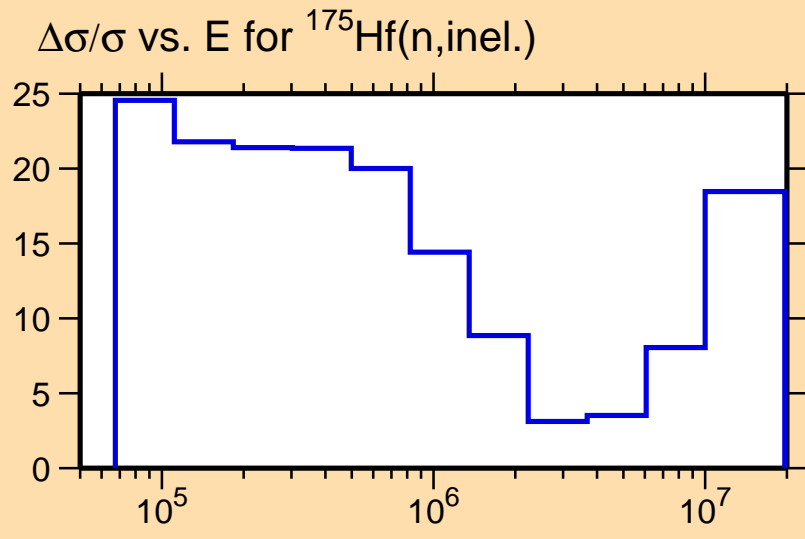
Correlation Matrix





Ordinate scale is %  
relative standard deviation.

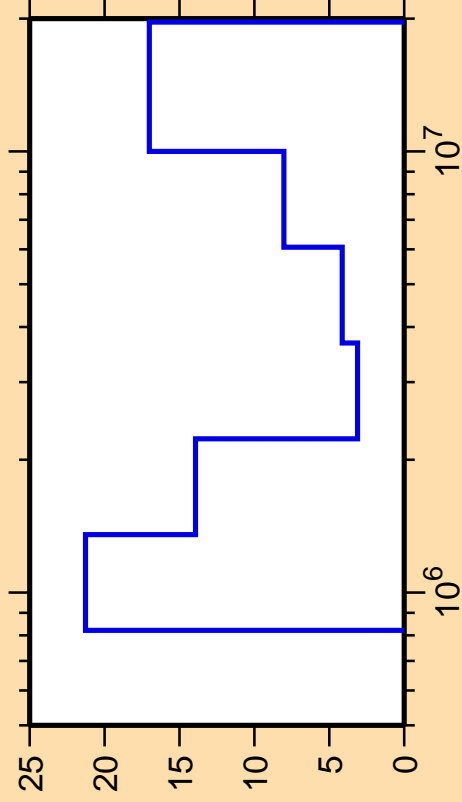
Abscissa scales are energy (eV).



Correlation Matrix



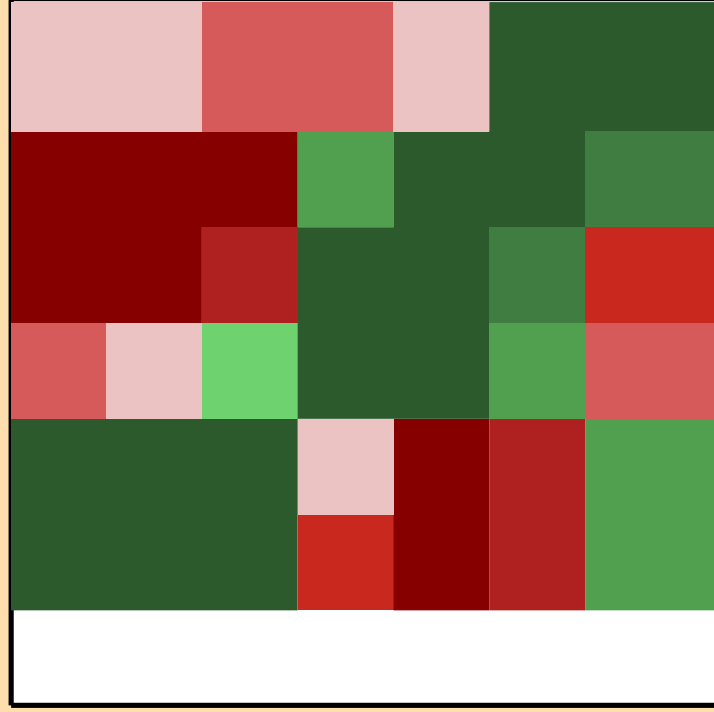
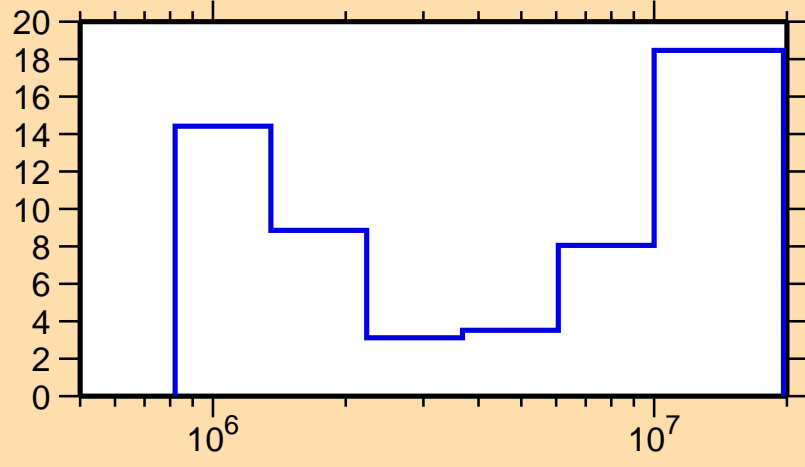
$\Delta\sigma/\sigma$  vs. E for  $^{175}\text{Hf}(n,n\text{cont.})$



Ordinate scale is %  
relative standard deviation.

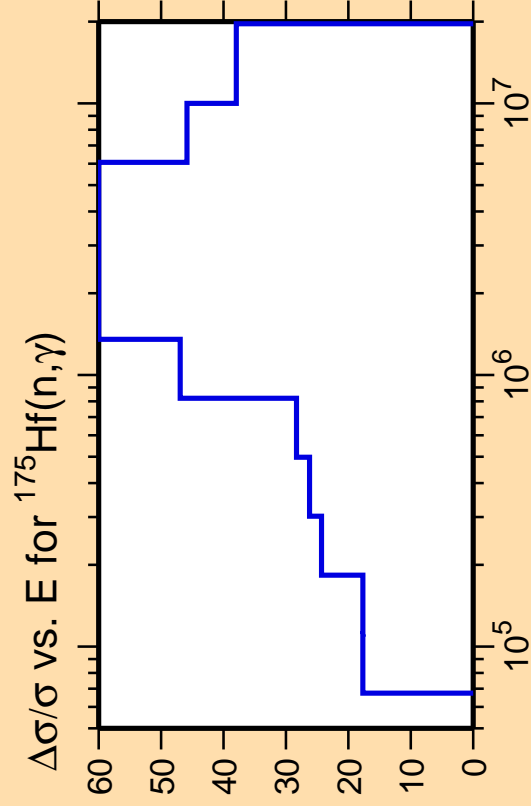
Abscissa scales are energy (eV).

$\Delta\sigma/\sigma$  vs. E for  $^{175}\text{Hf}(n,\text{inel.})$



Correlation Matrix

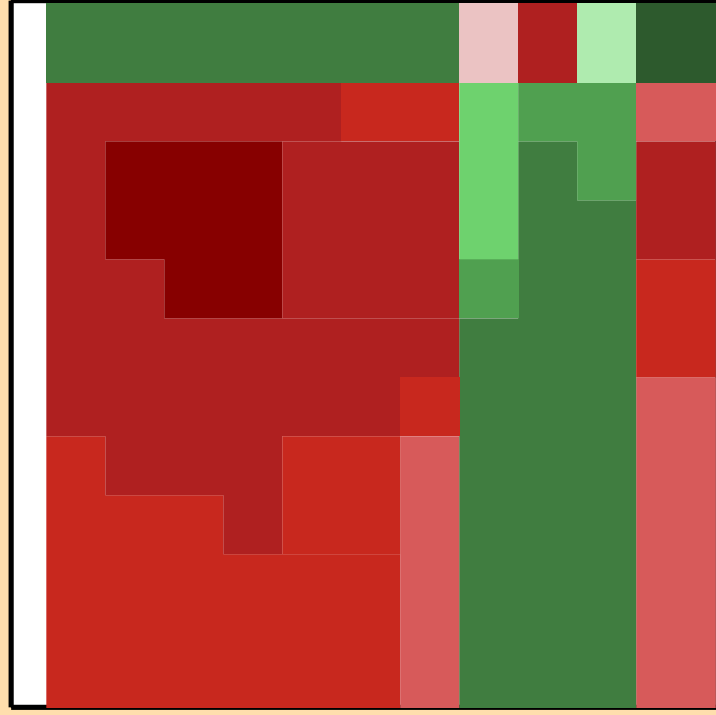
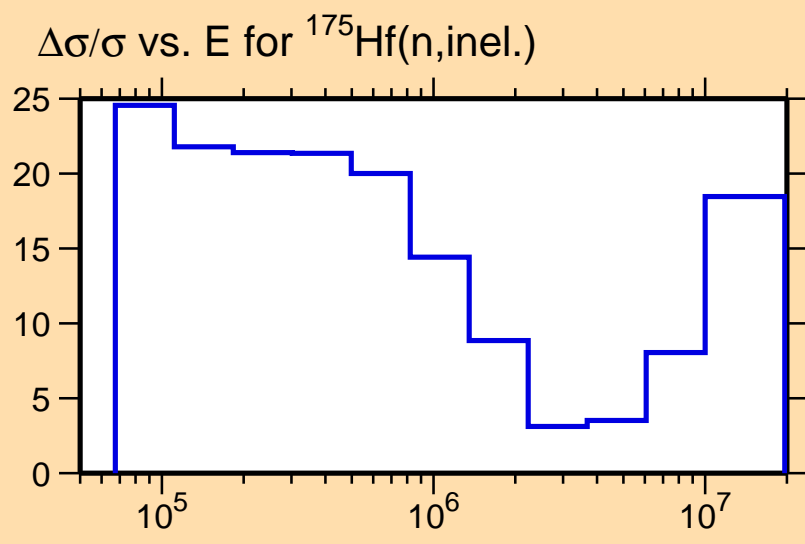




Ordinate scale is %  
relative standard deviation.

Abscissa scales are energy (eV).

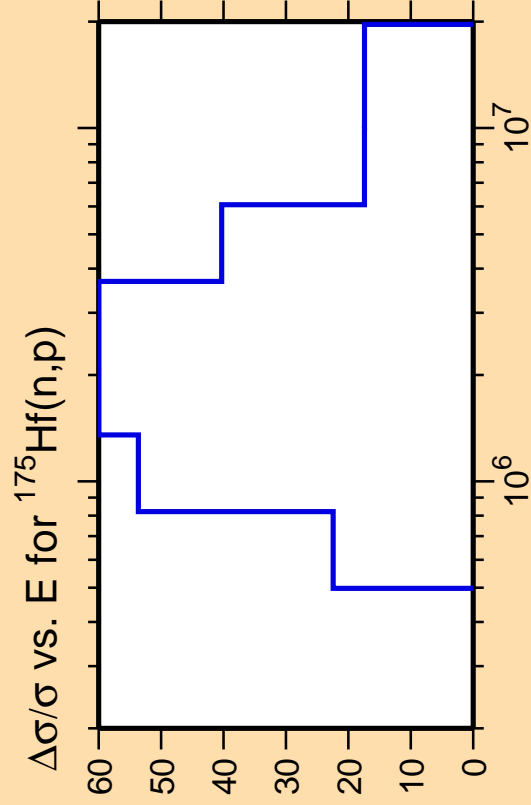
Warning: some uncertainty  
data were suppressed.



Correlation Matrix






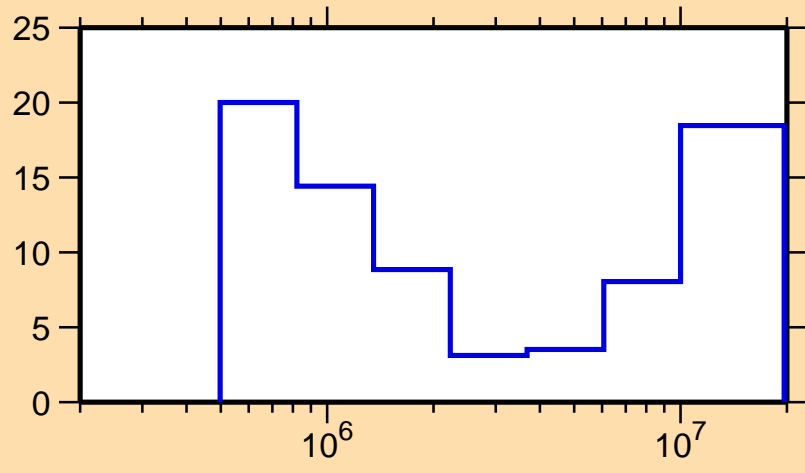


Ordinate scale is %  
relative standard deviation.

Abscissa scales are energy (eV).

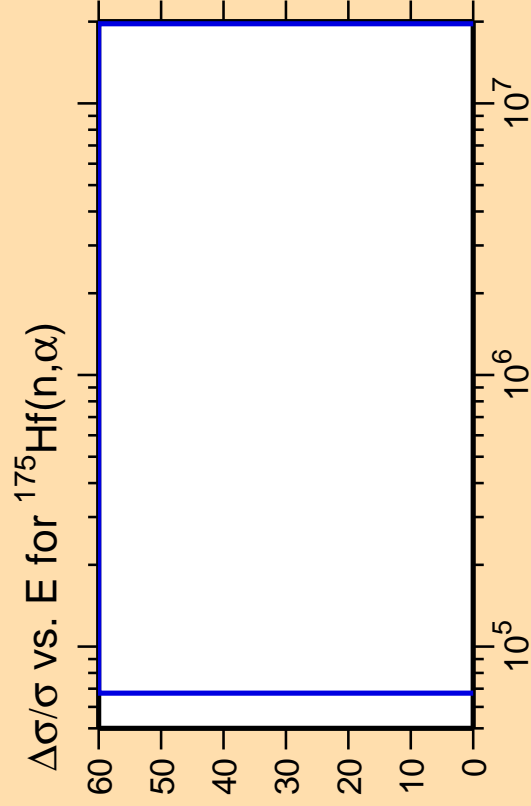
Warning: some uncertainty  
data were suppressed.

$\Delta\sigma/\sigma$  vs. E for  $^{175}\text{Hf}(n,\text{inel.})$



Correlation Matrix

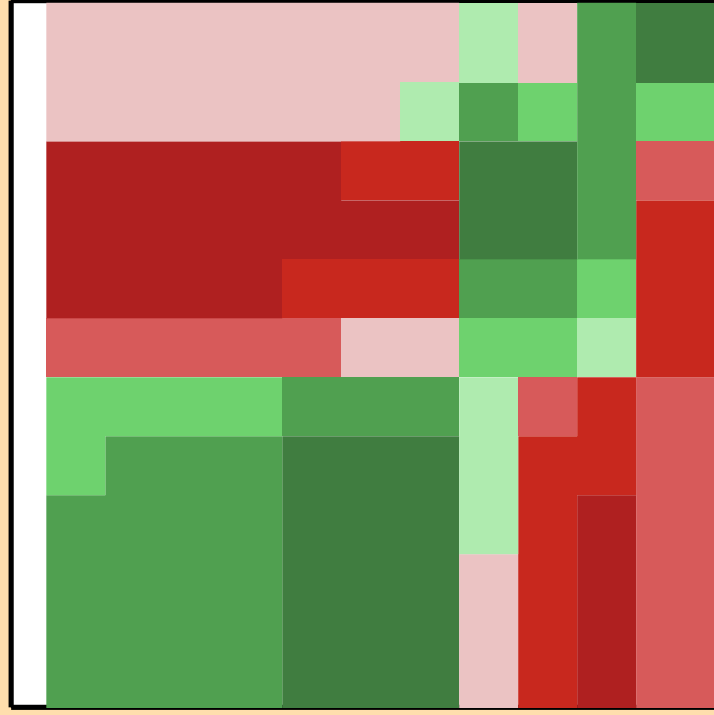
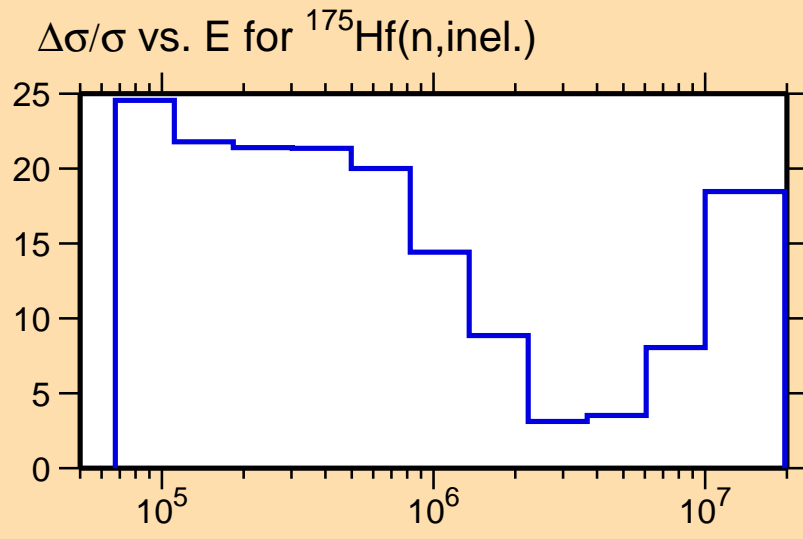




Ordinate scale is %  
relative standard deviation.

Abscissa scales are energy (eV).


Warning: some uncertainty  
data were suppressed.



Correlation Matrix



$\Delta\sigma/\sigma$  vs. E for  $^{175}\text{Hf}$ (mt 11)



Ordinate scales are % relative standard deviation and barns.

Abscissa scales are energy (eV).

$\sigma$  vs. E for  $^{175}\text{Hf}$ (mt 11)



$10^7$

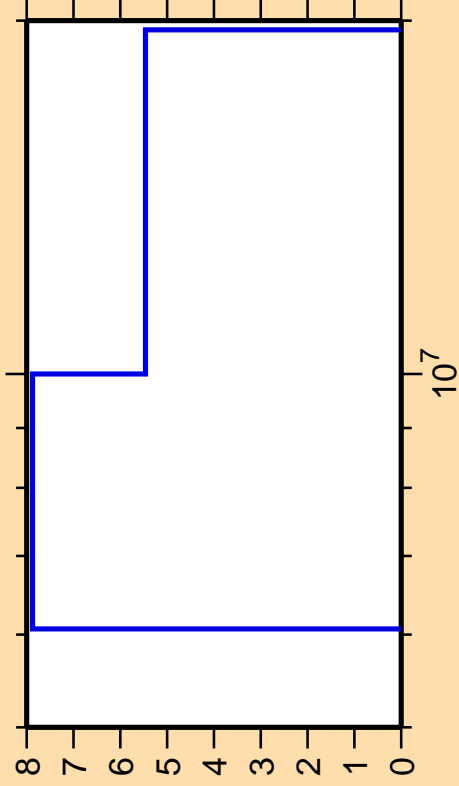


Correlation Matrix



-1.0  
-0.8  
-0.6  
-0.4  
-0.2  
0.0


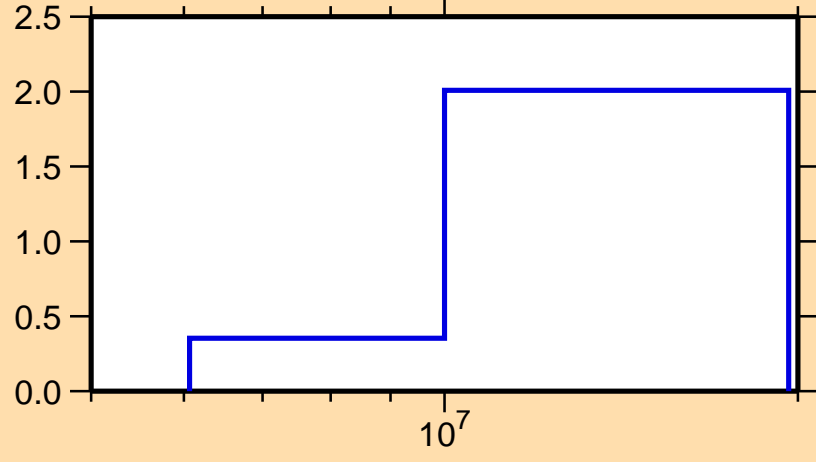
$\Delta\sigma/\sigma$  vs. E for  $^{175}\text{Hf}(n,2n)$



Ordinate scales are % relative standard deviation and barns.

Abscissa scales are energy (eV).

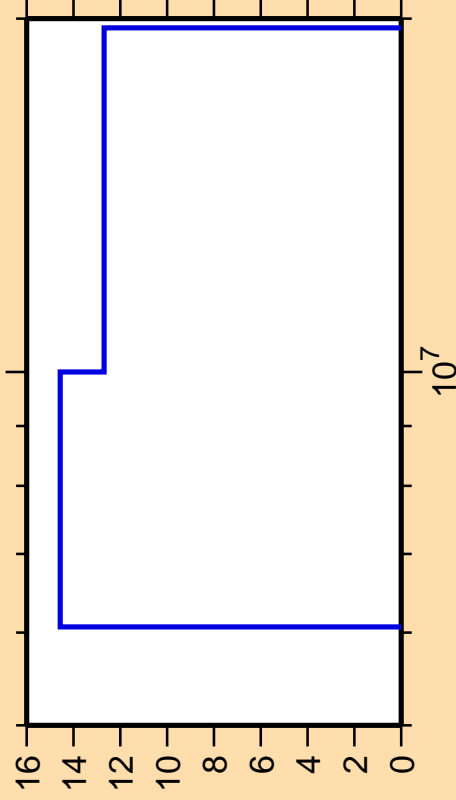
$\sigma$  vs. E for  $^{175}\text{Hf}(n,2n)$



Correlation Matrix



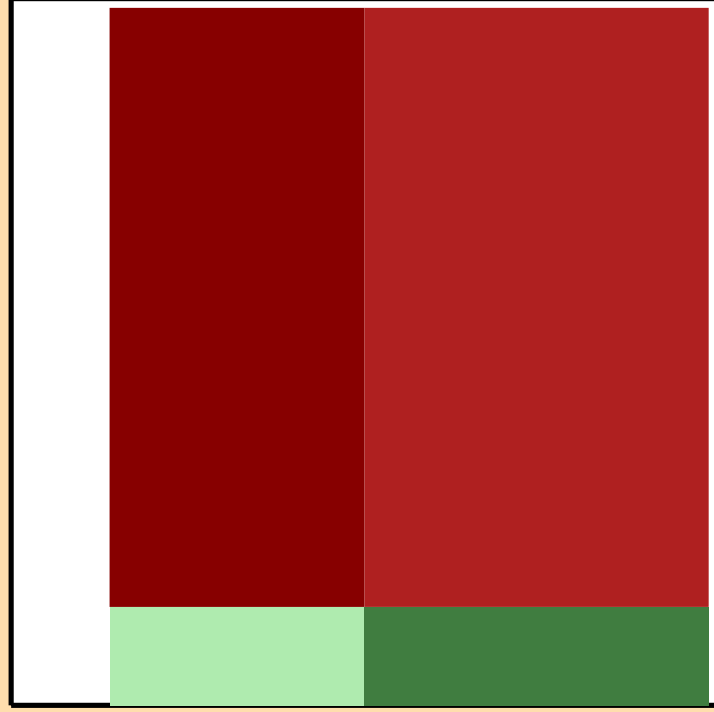
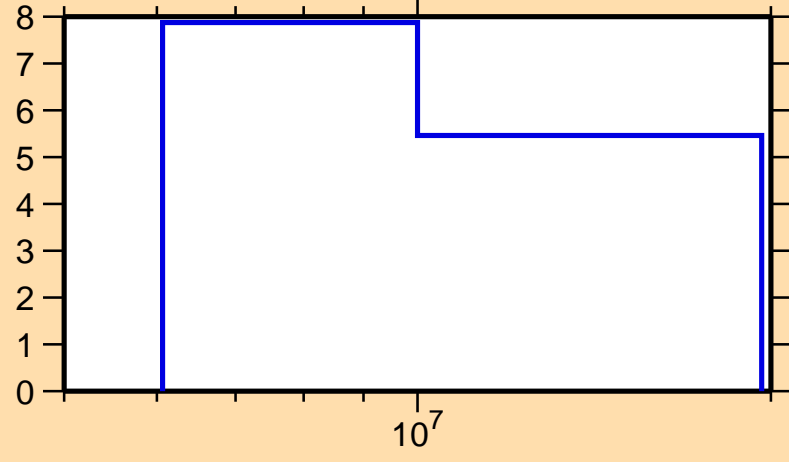
$\Delta\sigma/\sigma$  vs. E for  $^{175}\text{Hf}(n,n_1)$



Ordinate scale is %  
relative standard deviation.

Abscissa scales are energy (eV).

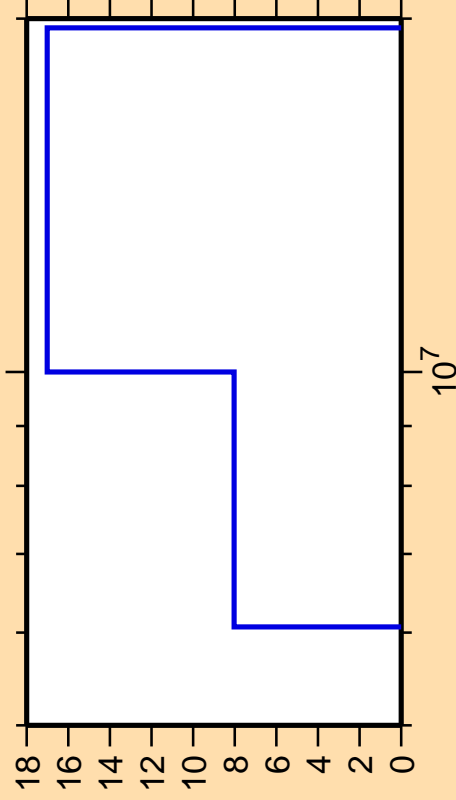
$\Delta\sigma/\sigma$  vs. E for  $^{175}\text{Hf}(n,2n)$



Correlation Matrix



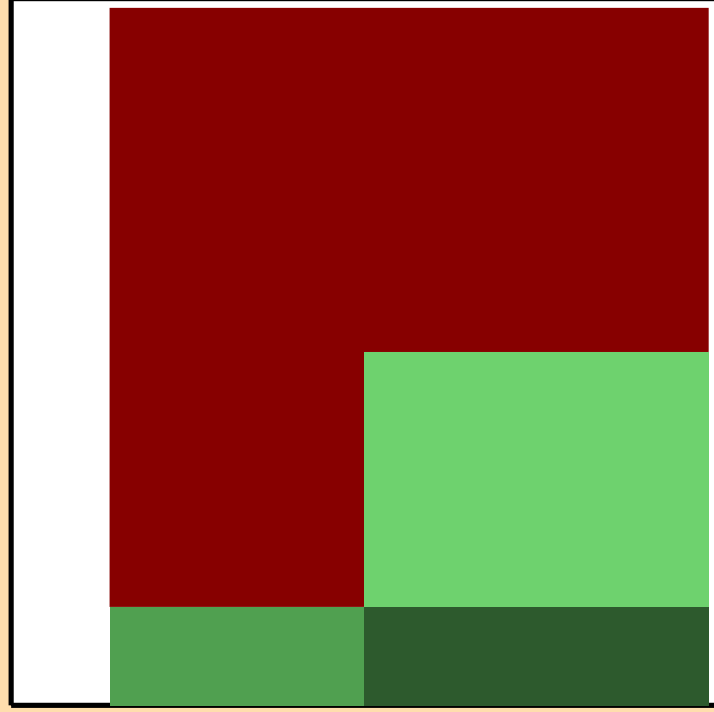
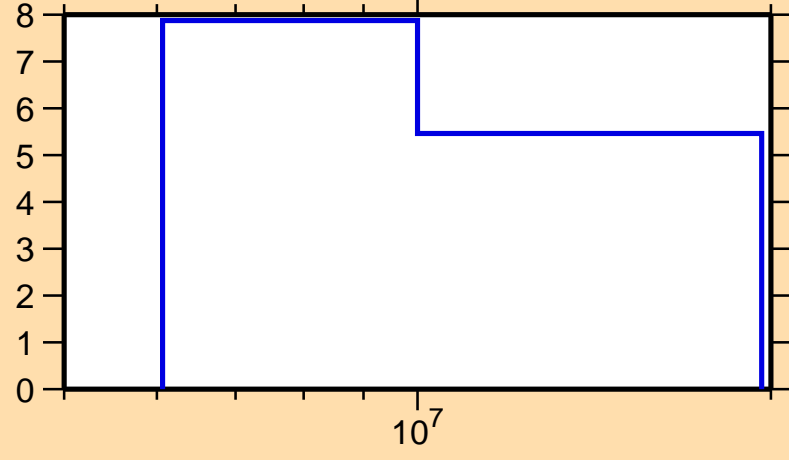
$\Delta\sigma/\sigma$  vs. E for  $^{175}\text{Hf}(n,n\text{cont.})$



Ordinate scale is %  
relative standard deviation.

Abcissa scales are energy (eV).

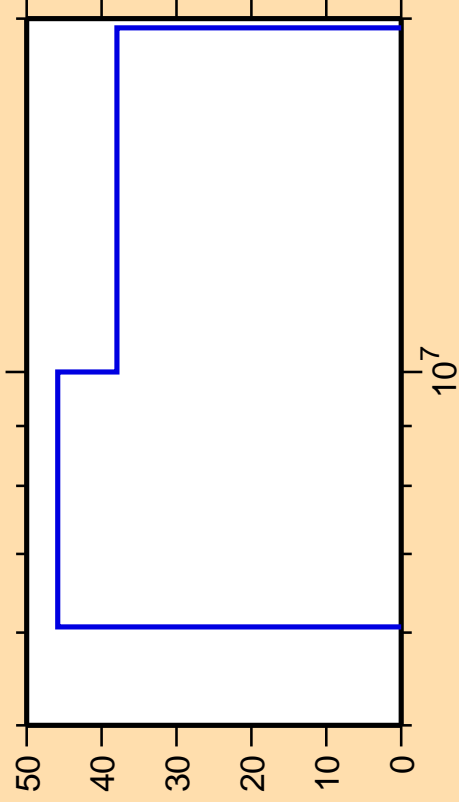
$\Delta\sigma/\sigma$  vs. E for  $^{175}\text{Hf}(n,2n)$



Correlation Matrix




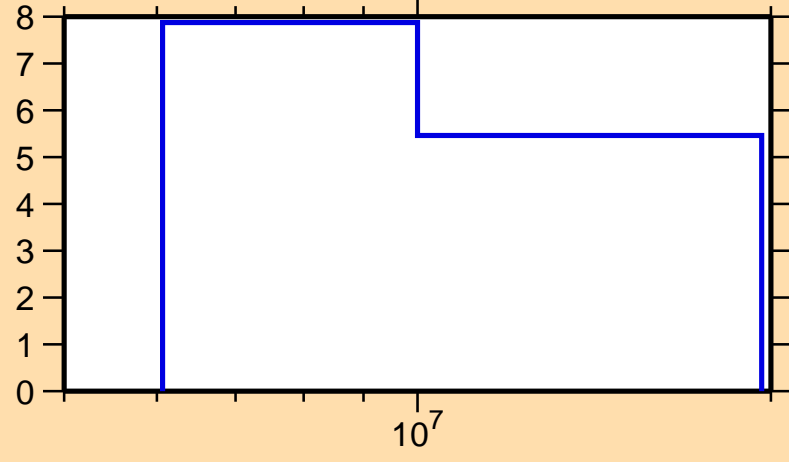
$\Delta\sigma/\sigma$  vs. E for  $^{175}\text{Hf}(n,\gamma)$



Ordinate scale is %  
relative standard deviation.

Abcissa scales are energy (eV).

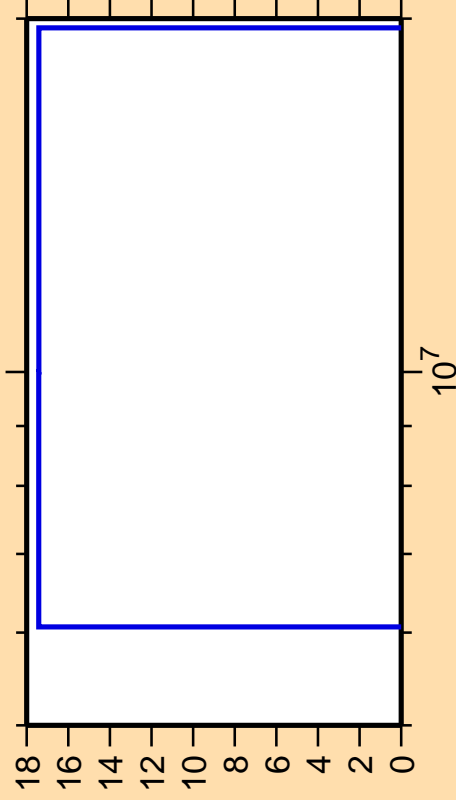
$\Delta\sigma/\sigma$  vs. E for  $^{175}\text{Hf}(n,2n)$



Correlation Matrix



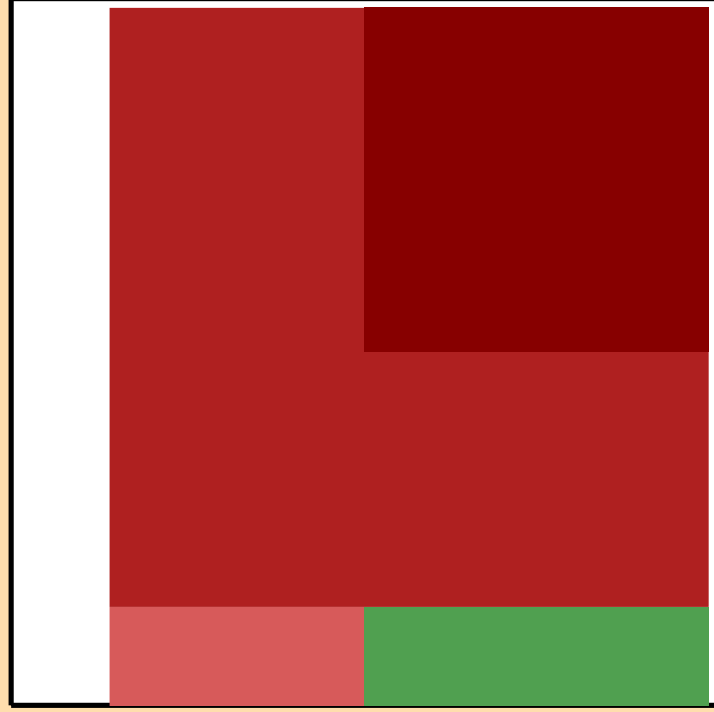
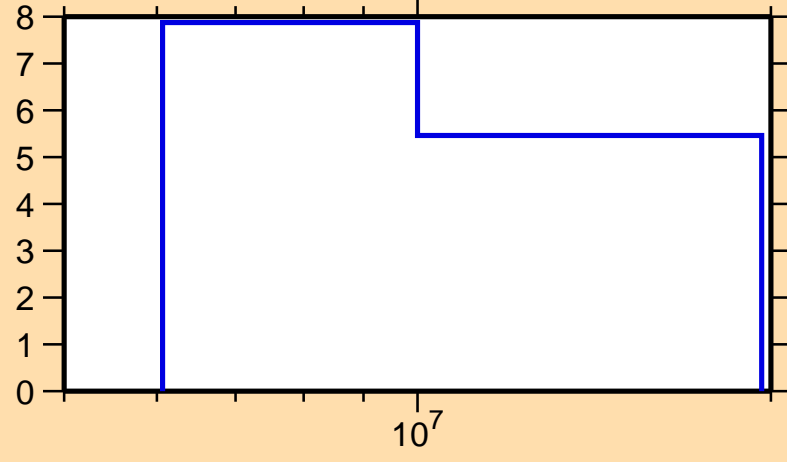
$\Delta\sigma/\sigma$  vs. E for  $^{175}\text{Hf}(n,p)$



Ordinate scale is %  
relative standard deviation.

Abscissa scales are energy (eV).

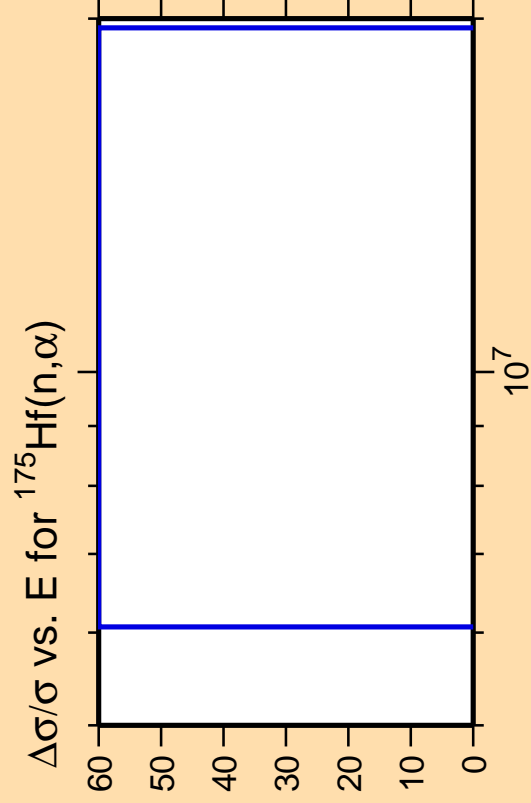
$\Delta\sigma/\sigma$  vs. E for  $^{175}\text{Hf}(n,2n)$



Correlation Matrix





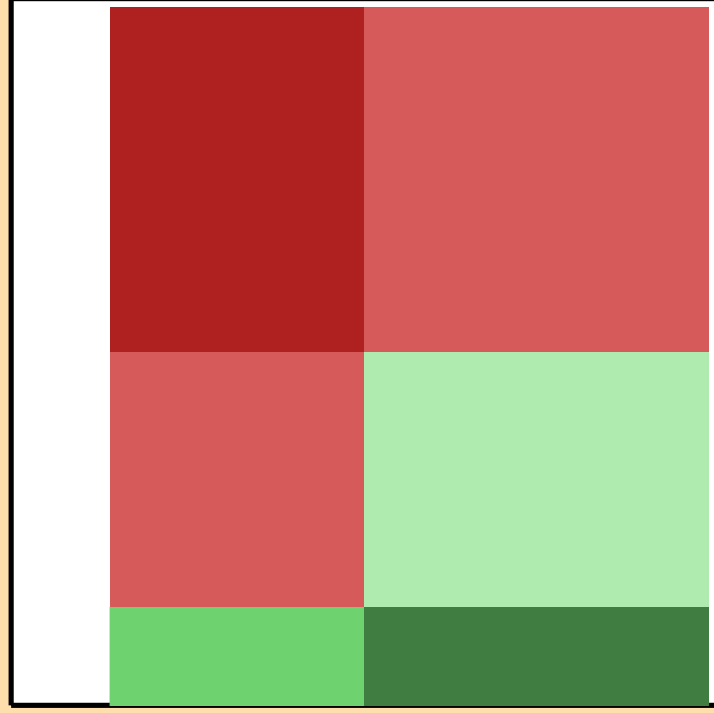
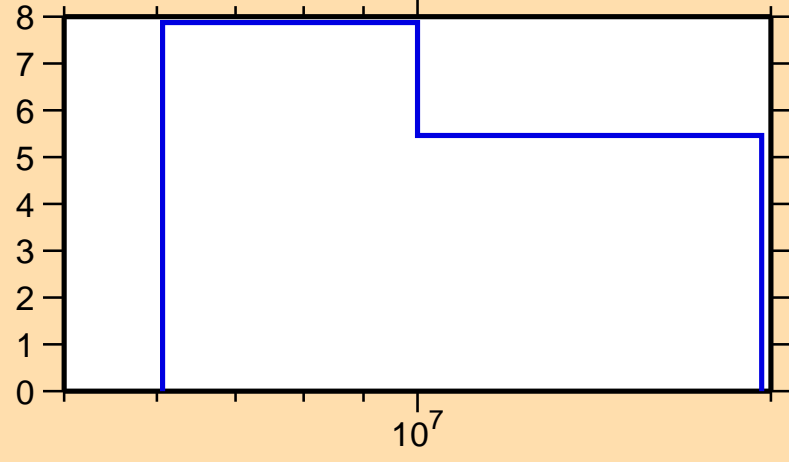


Ordinate scale is %  
relative standard deviation.

Abscissa scales are energy (eV).

Warning: some uncertainty  
data were suppressed.

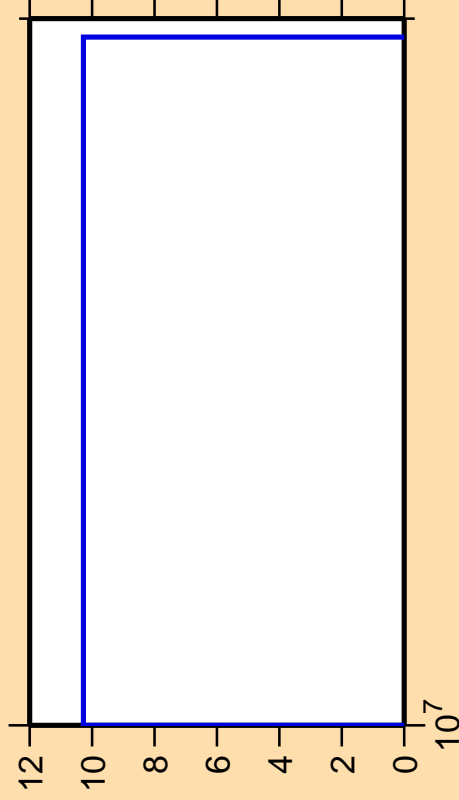
$\Delta\sigma/\sigma$  vs. E for  $^{175}\text{Hf}(n,2n)$



Correlation Matrix




$\Delta\sigma/\sigma$  vs. E for  $^{175}\text{Hf}(n,3n)$



Ordinate scales are % relative standard deviation and barns.

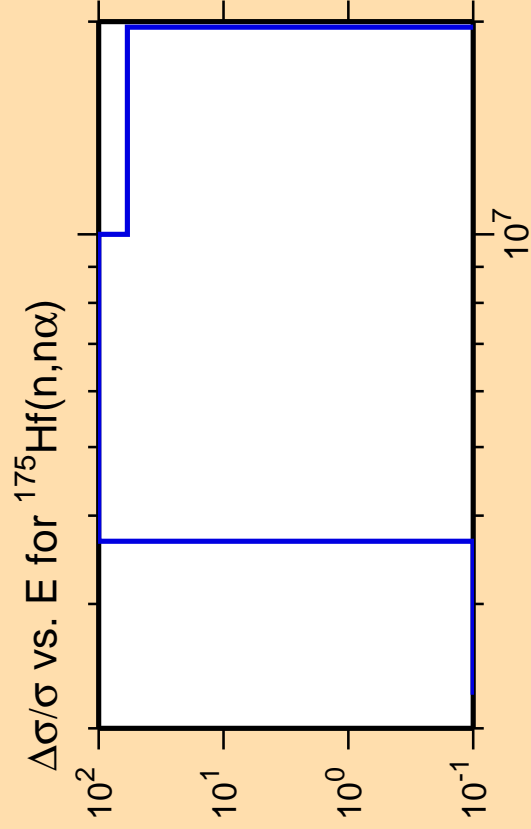
Abscissa scales are energy (eV).

$\sigma$  vs. E for  $^{175}\text{Hf}(n,3n)$



Correlation Matrix


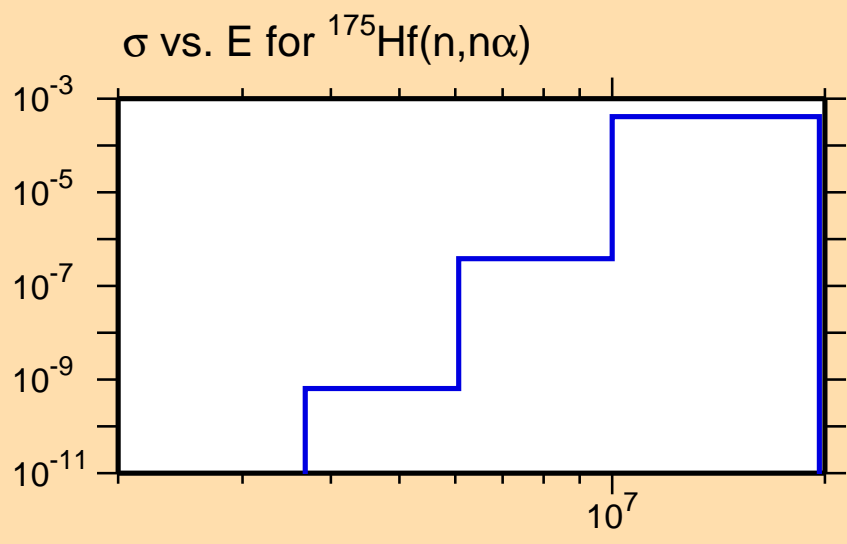




Ordinate scales are % relative standard deviation and barns.

Abscissa scales are energy (eV).

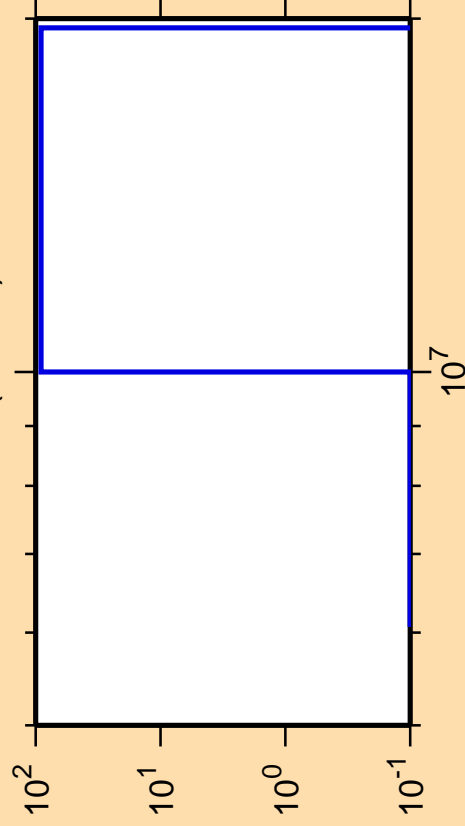
Warning: some uncertainty data were suppressed.



Correlation Matrix



$\Delta\sigma/\sigma$  vs. E for  $^{175}\text{Hf}(n,2n\alpha)$

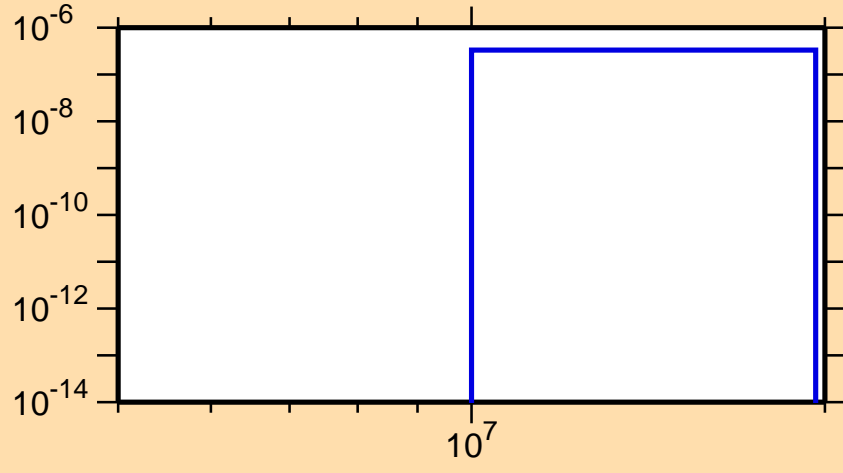


Ordinate scales are % relative standard deviation and barns.

Abscissa scales are energy (eV).

Warning: some uncertainty data were suppressed.

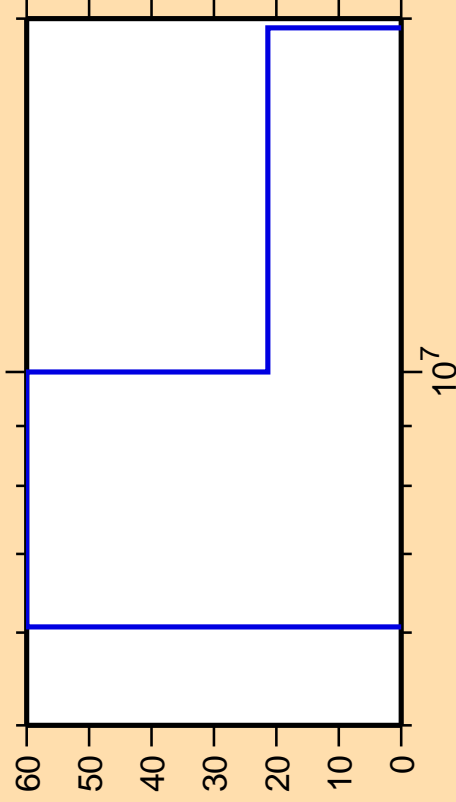
$\sigma$  vs. E for  $^{175}\text{Hf}(n,2n\alpha)$



Correlation Matrix



$\Delta\sigma/\sigma$  vs. E for  $^{175}\text{Hf}(n,np)$

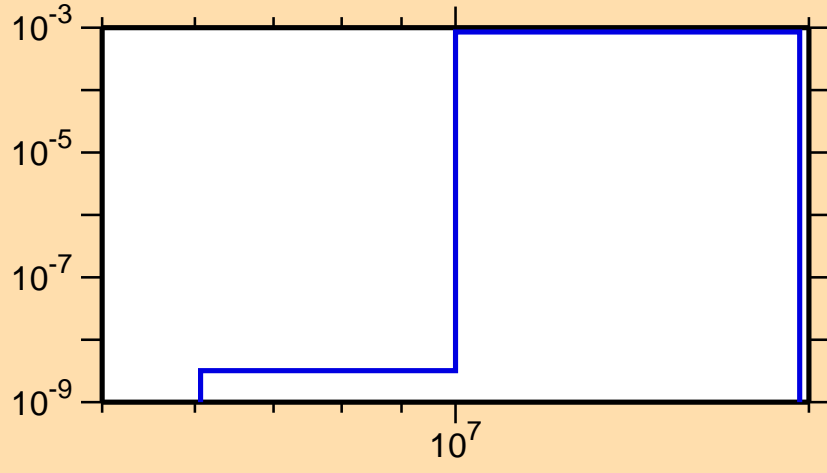


Ordinate scales are % relative standard deviation and barns.

Abscissa scales are energy (eV).

Warning: some uncertainty data were suppressed.

$\sigma$  vs. E for  $^{175}\text{Hf}(n,np)$



Correlation Matrix



$\Delta\sigma/\sigma$  vs. E for  $^{175}\text{Hf}(n,\text{nd})$




Ordinate scales are % relative standard deviation and barns.

Abscissa scales are energy (eV).

Warning: some uncertainty data were suppressed.

$\sigma$  vs. E for  $^{175}\text{Hf}(n,\text{nd})$



Correlation Matrix



$\Delta\sigma/\sigma$  vs. E for  $^{175}\text{Hf}(n,nt)$




Ordinate scales are % relative standard deviation and barns.

Abscissa scales are energy (eV).

Warning: some uncertainty data were suppressed.

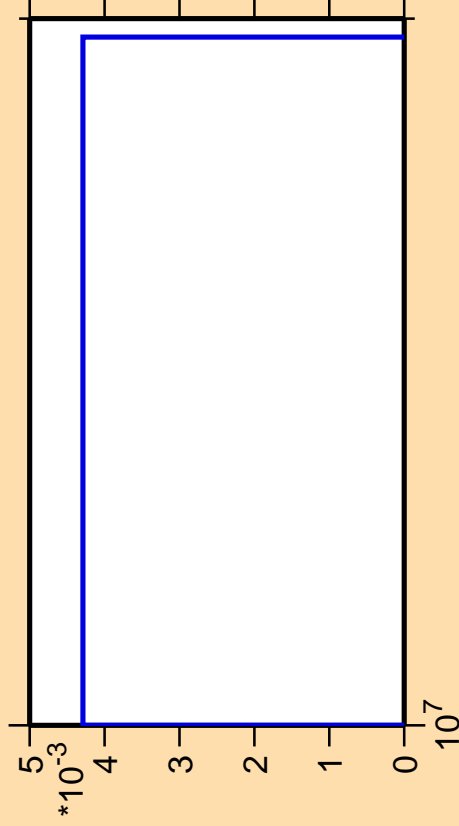
$\sigma$  vs. E for  $^{175}\text{Hf}(n,nt)$



Correlation Matrix




$\Delta\sigma/\sigma$  vs. E for  $^{175}\text{Hf}(\text{mt } 34)$



Ordinate scales are % relative standard deviation and barns.

Abscissa scales are energy (eV).

$\sigma$  vs. E for  $^{175}\text{Hf}(\text{mt } 34)$



Correlation Matrix





$\Delta\sigma/\sigma$  vs. E for  $^{175}\text{Hf}(n,2np)$




Ordinate scales are % relative standard deviation and barns.

Abscissa scales are energy (eV).

Warning: some uncertainty data were suppressed.

$\sigma$  vs. E for  $^{175}\text{Hf}(n,2np)$



$10^7$

\*

$10^{-9}$

0

5

10

15

20

25

30

35

0

5

10

15

20

25

30

35

0

5

10

15

20

25

30

35

0

5

10

15

20

25

30

35

0

5

10

15

20

25

30

35

0

5

10

15

20

25

30

35

0

5

10

15

20

25

30

35

0

5

10

15

20

25

30

35

0

5

10

15

20

25

30

35

0

5

10

15

20

25

30

35

0

5

10

15

20

25

30

35

0

5

10

15

20

25

30

35

0

5

10

15

20

25

30

35

0

5

10

15

20

25

30

35

0

5

10

15

20

25

30

35

0

5

10

15

20

25

30

35

0

5

10

15

20

25

30

35

0

5

10

15

20

25

30

35

0

5

10

15

20

25

30

35

0

5

10

15

20

25

30

35

0

5

10

15

20

25

30

35

0

5

10

15

20

25

30

35

0

5

10

15

20

25

30

35

0

5

10

15

20

25

30

35

0

5

10

15

20

25

30

35

0

5

10

15

20

25

30

35

0

5

10

15

20

25

30

35

0

5

10

15

20

25

30

35

0

5

10

15

20

25

30

35

0

5

10

15

20

25

30

35

0

5

10

15

20

25

30

35

0

5

10

15

20

25

30

35

0

5

10

15

20

25

30

35

0

5

10

15

20

25

30

35

0

5

10

15

20

25

30

35

0

5

10

15

20

25

30

35

0

5

10

15

20

25

30

35

0

5

10

15

20

25

30

35

0

5

10

15

20

25

30

35

0

5

10

15

20

25

30

35

0

5

10

15

20

25

30

35

0

5

10

15

20

25

30

35

0

5

10

15

20

25

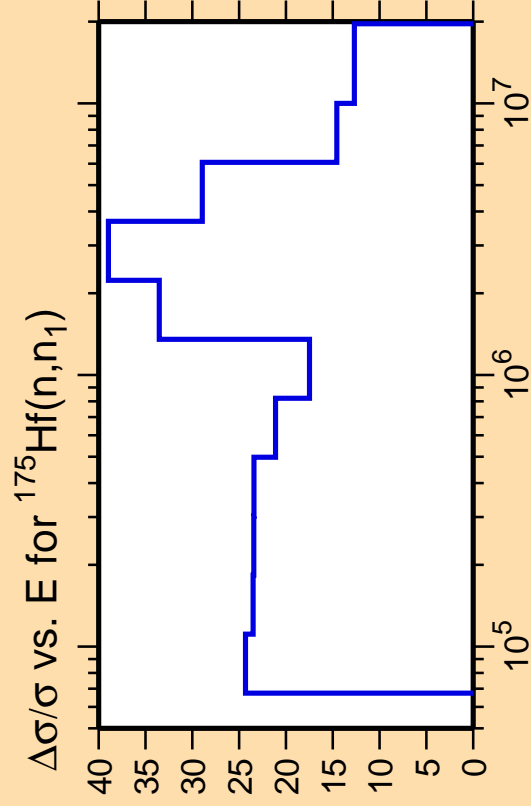
30

35

0

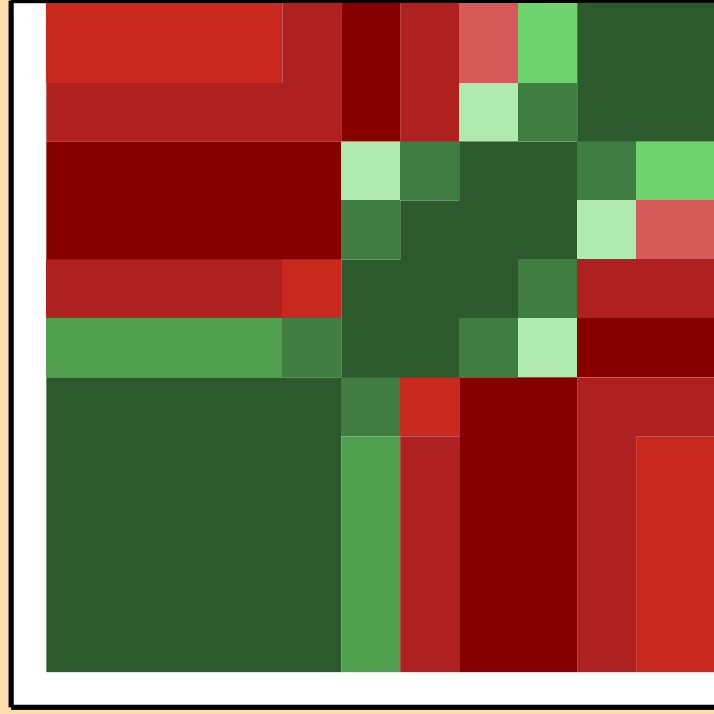
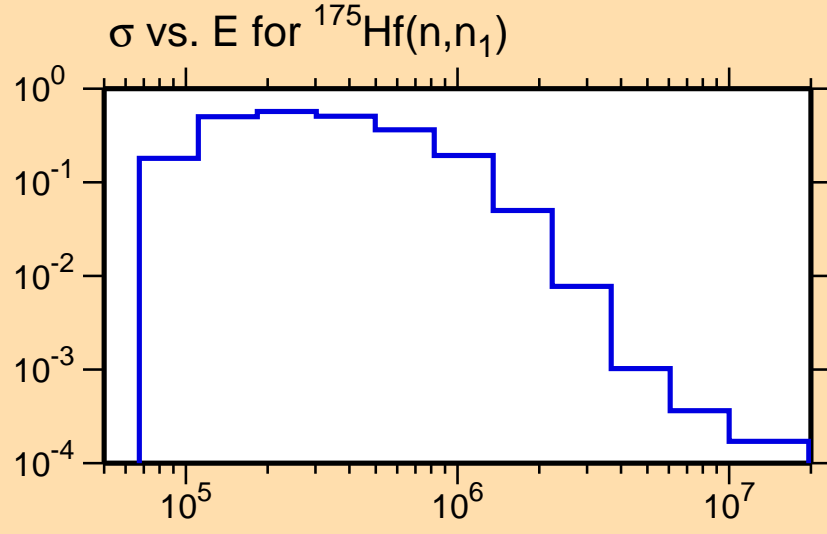
5

10



Ordinate scales are % relative standard deviation and barns.

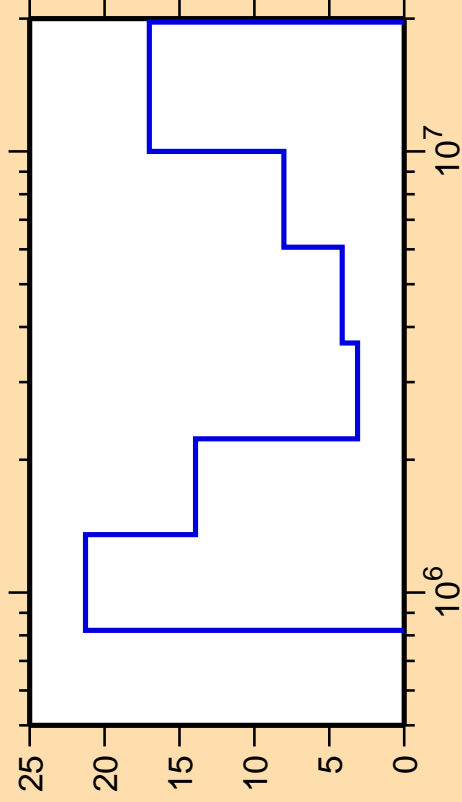
Abscissa scales are energy (eV).



Correlation Matrix



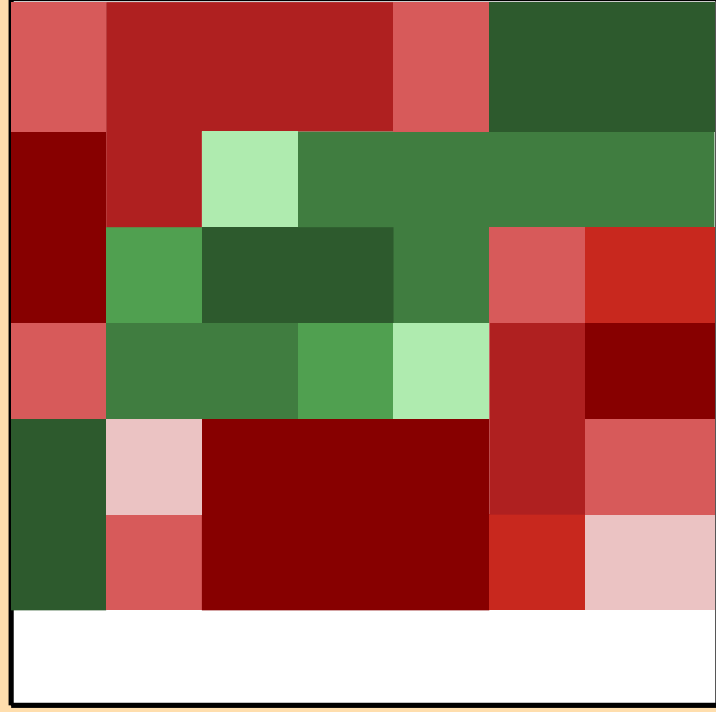
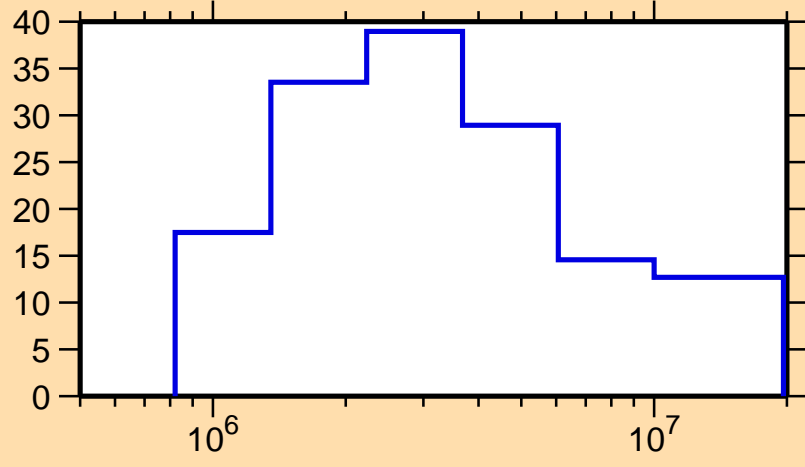
$\Delta\sigma/\sigma$  vs. E for  $^{175}\text{Hf}(n,n_{\text{cont}})$



Ordinate scale is %  
relative standard deviation.

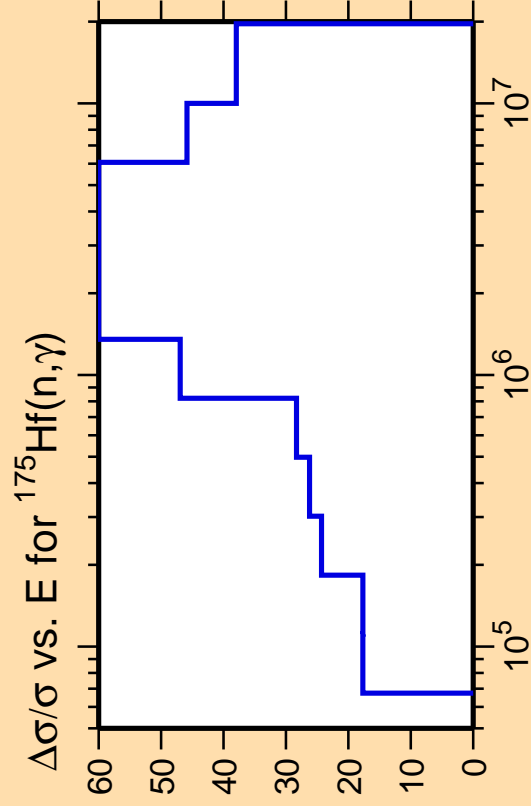
Abscissa scales are energy (eV).

$\Delta\sigma/\sigma$  vs. E for  $^{175}\text{Hf}(n,n_1)$



Correlation Matrix

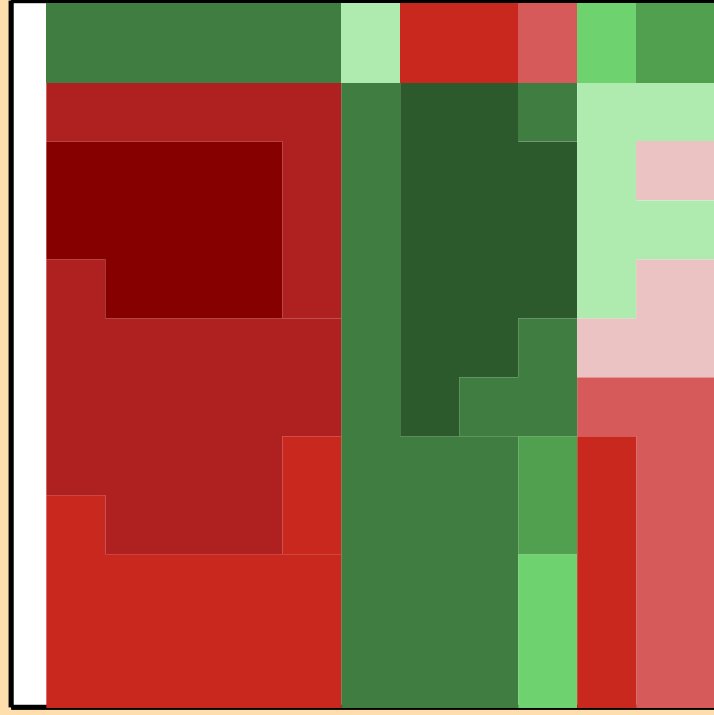
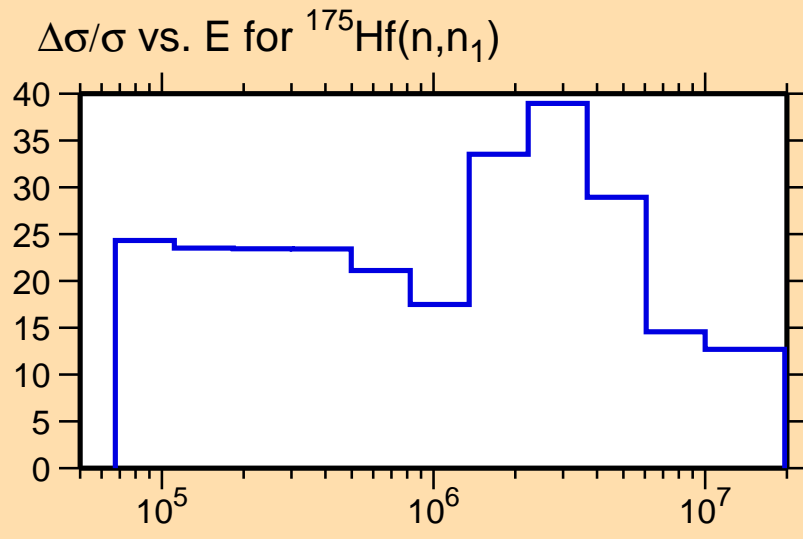


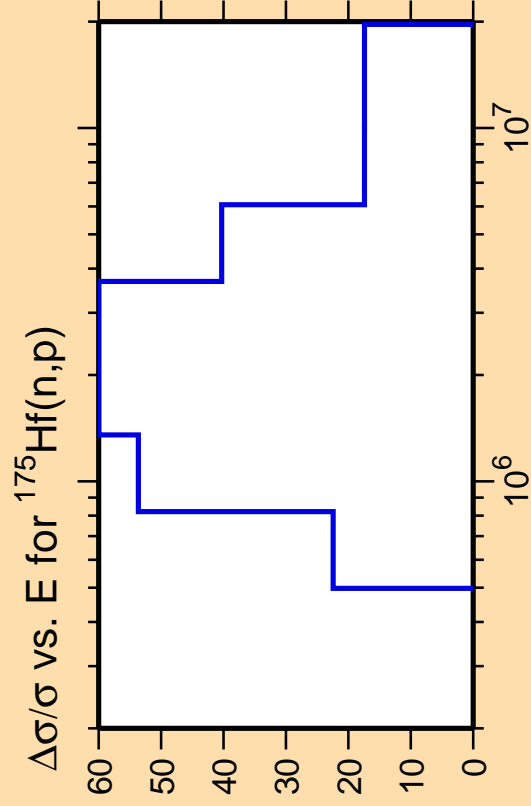


Ordinate scale is %  
relative standard deviation.

Abscissa scales are energy (eV).

Warning: some uncertainty  
data were suppressed.




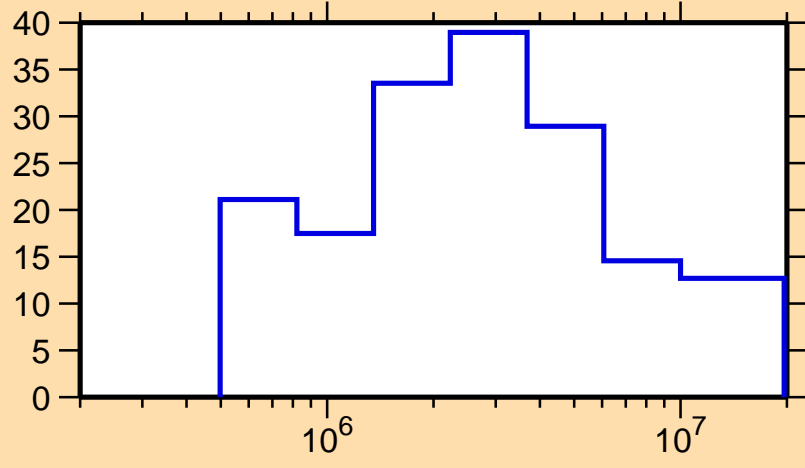


Ordinate scale is %  
relative standard deviation.

Abscissa scales are energy (eV).

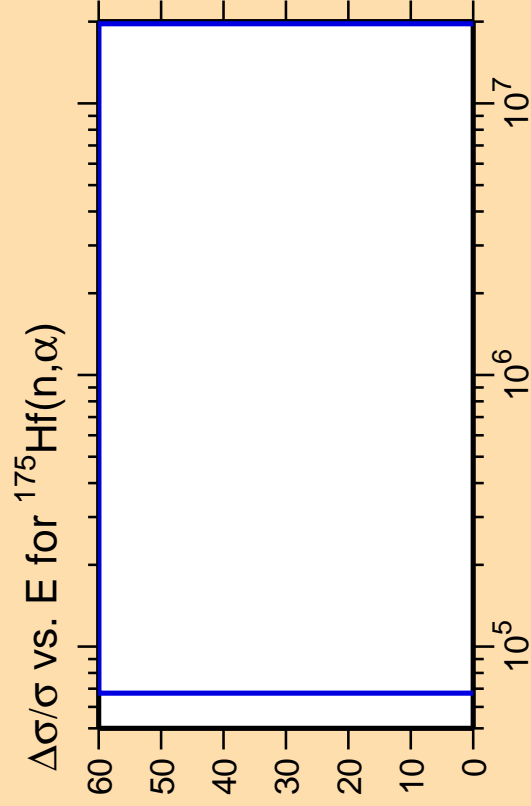
Warning: some uncertainty  
data were suppressed.

$\Delta\sigma/\sigma$  vs. E for  $^{175}\text{Hf}(n,n_1)$



Correlation Matrix



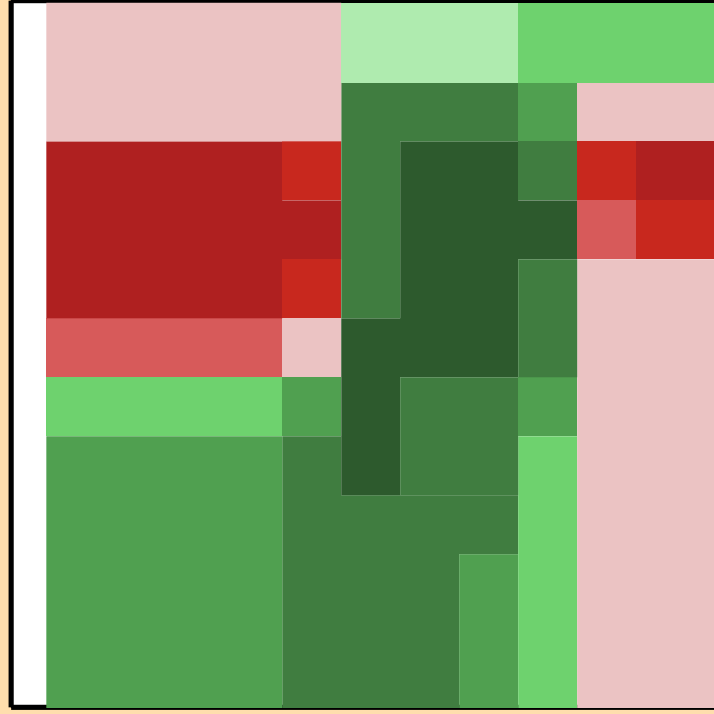
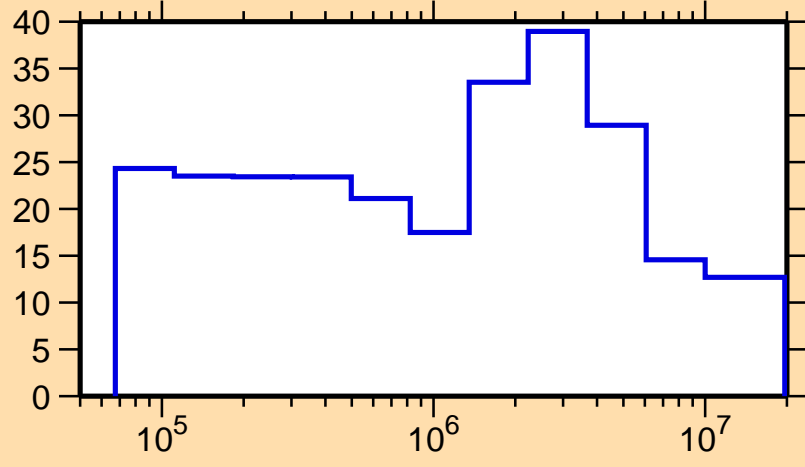


Ordinate scale is %  
relative standard deviation.

Abscissa scales are energy (eV).

Warning: some uncertainty  
data were suppressed.

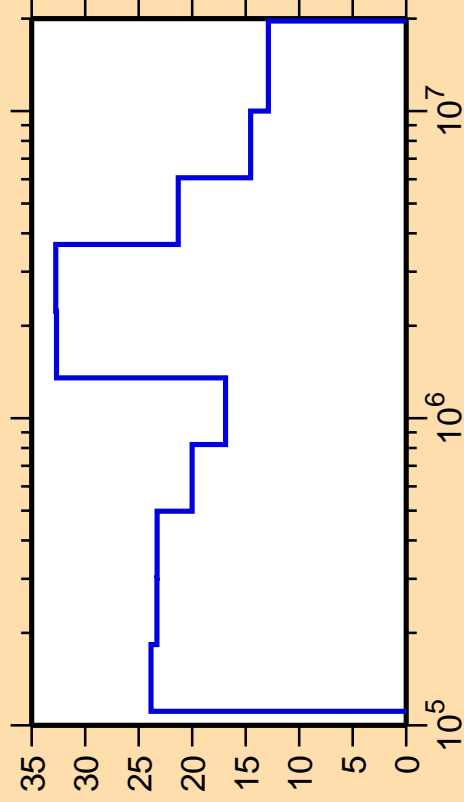
$\Delta\sigma/\sigma$  vs. E for  $^{175}\text{Hf}(n,n_1)$



Correlation Matrix



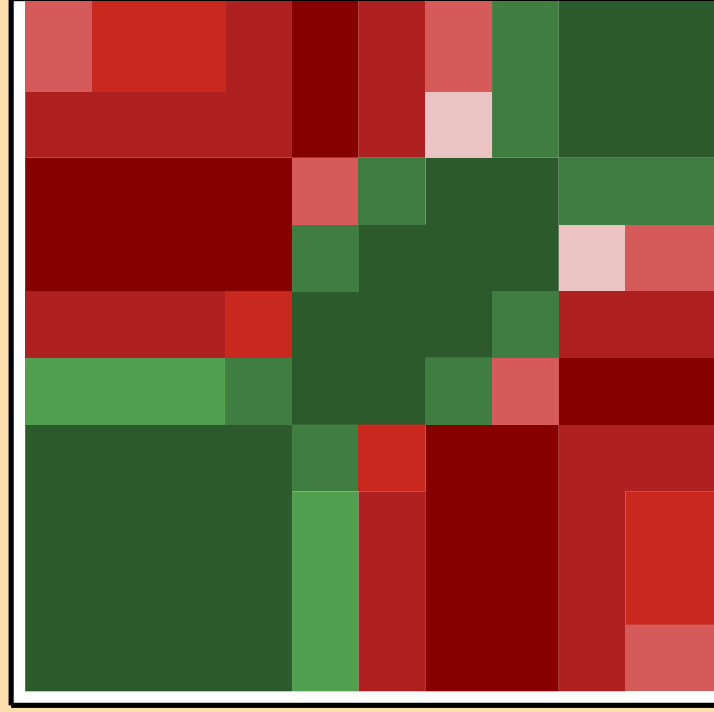
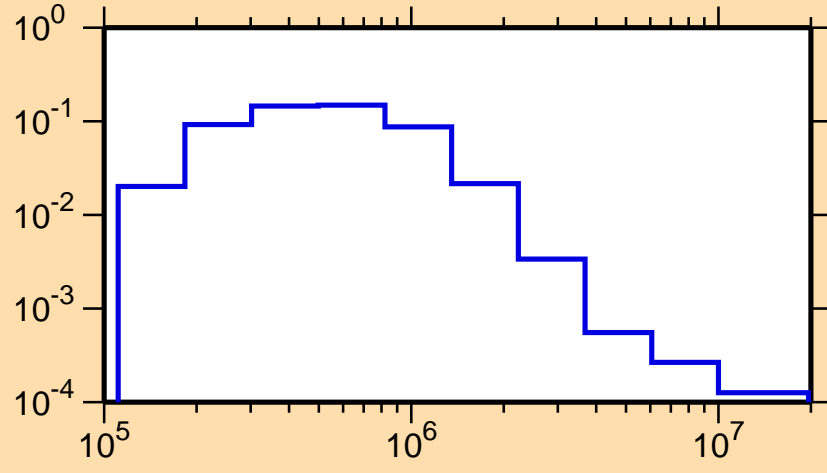
$\Delta\sigma/\sigma$  vs. E for  $^{175}\text{Hf}(n,n_2)$



Ordinate scales are % relative standard deviation and barns.

Abscissa scales are energy (eV).

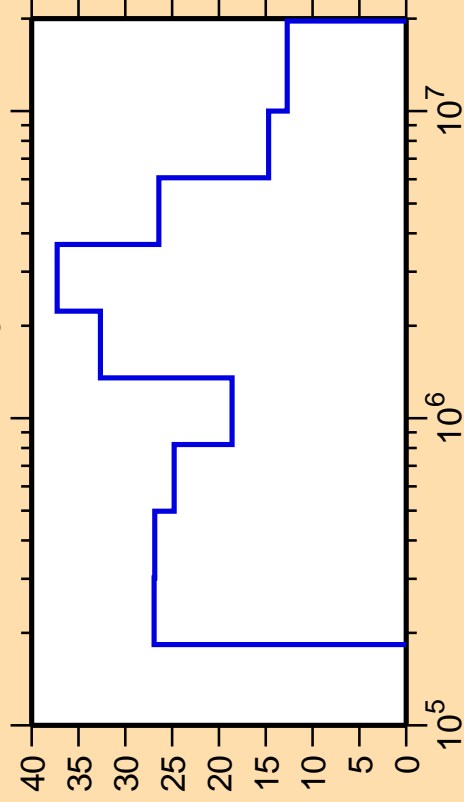
$\sigma$  vs. E for  $^{175}\text{Hf}(n,n_2)$



Correlation Matrix



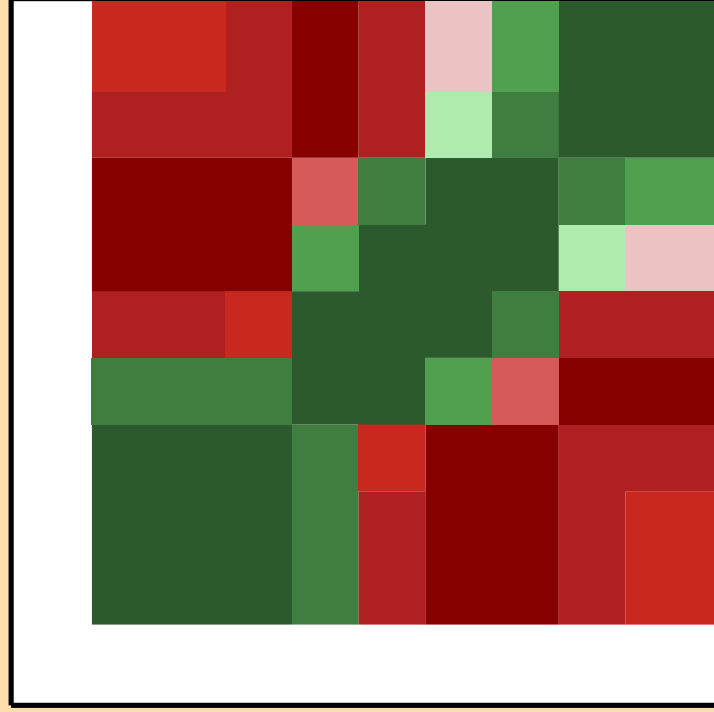
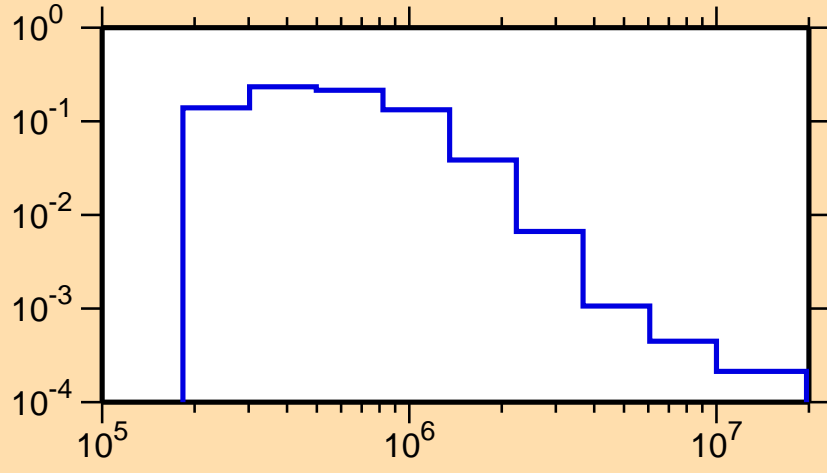
$\Delta\sigma/\sigma$  vs. E for  $^{175}\text{Hf}(n,n_3)$



Ordinate scales are % relative standard deviation and barns.

Abscissa scales are energy (eV).

$\sigma$  vs. E for  $^{175}\text{Hf}(n,n_3)$

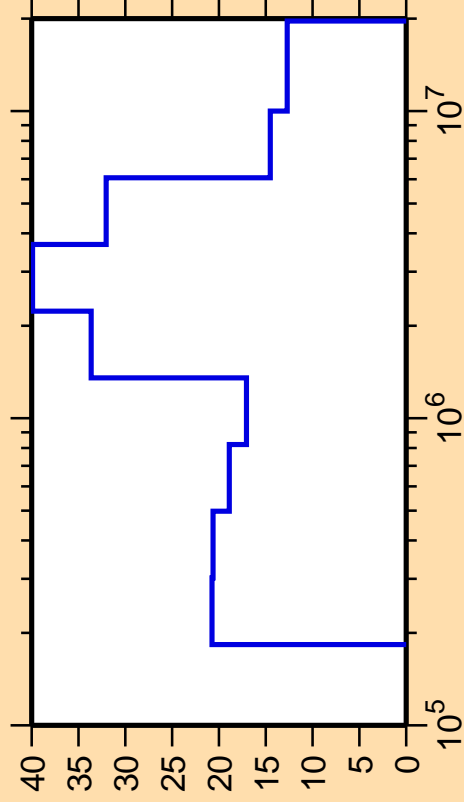


Correlation Matrix





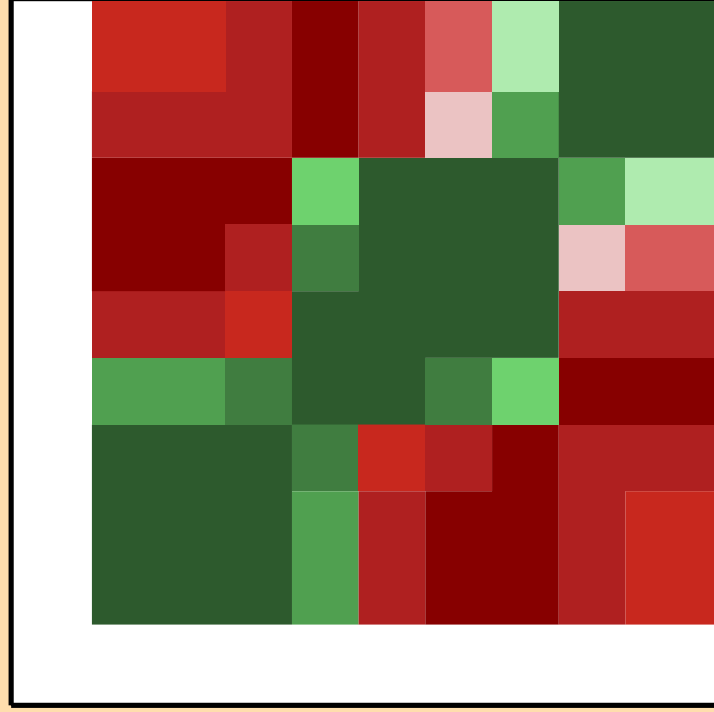
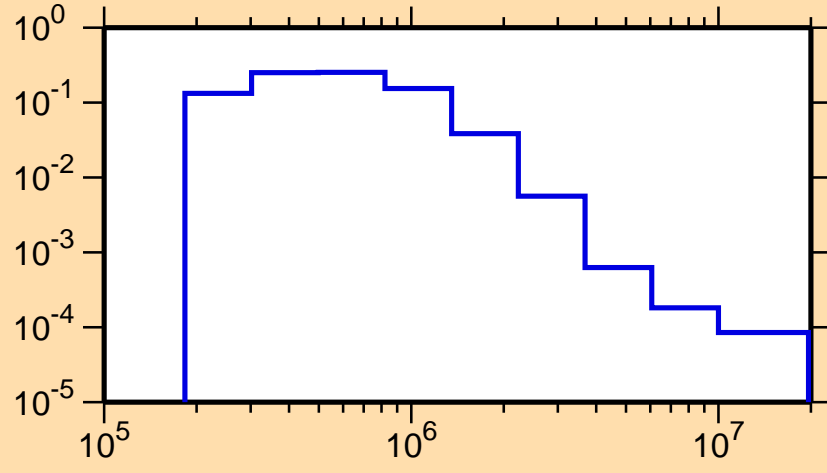
$\Delta\sigma/\sigma$  vs. E for  $^{175}\text{Hf}(n,n_4)$



Ordinate scales are % relative standard deviation and barns.

Abscissa scales are energy (eV).

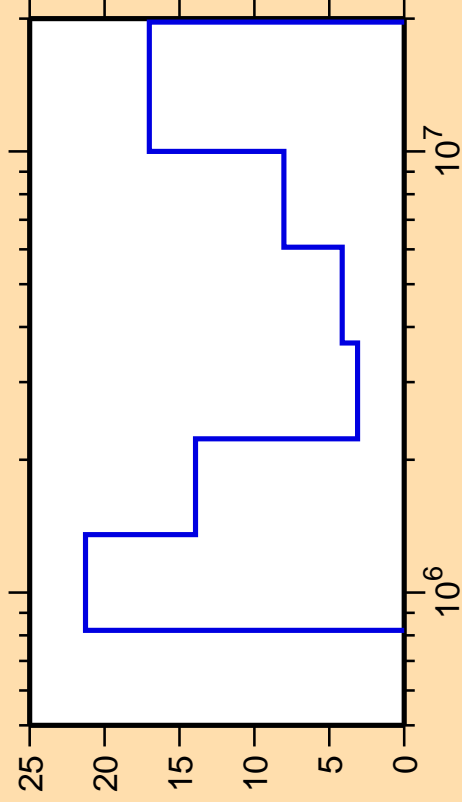
$\sigma$  vs. E for  $^{175}\text{Hf}(n,n_4)$



Correlation Matrix



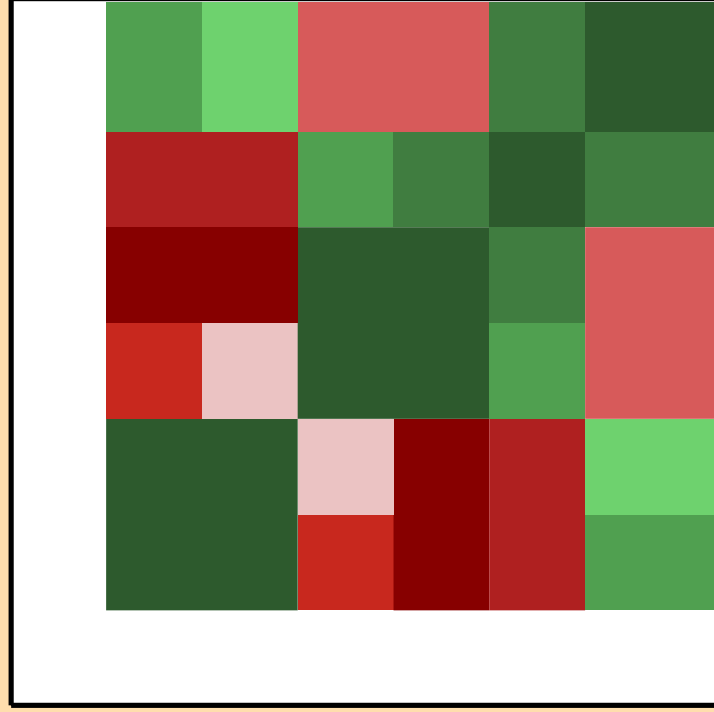
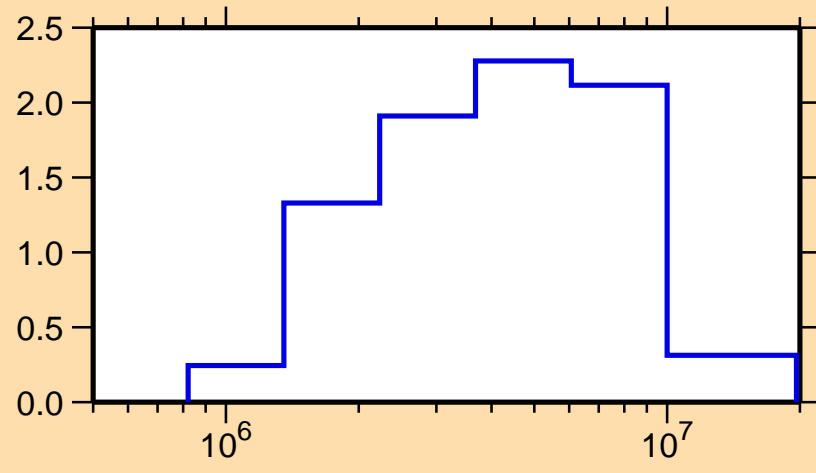
$\Delta\sigma/\sigma$  vs. E for  $^{175}\text{Hf}(n,n\text{cont.})$



Ordinate scales are % relative standard deviation and barns.

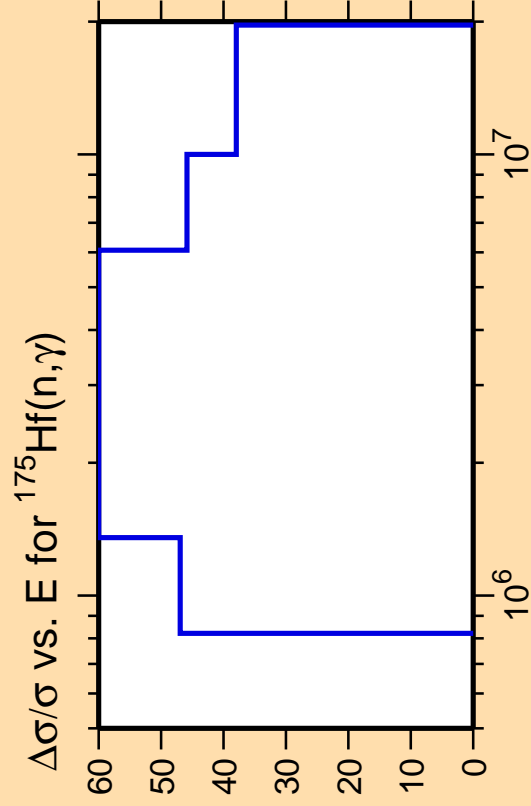
Abscissa scales are energy (eV).

$\sigma$  vs. E for  $^{175}\text{Hf}(n,n\text{cont.})$



Correlation Matrix


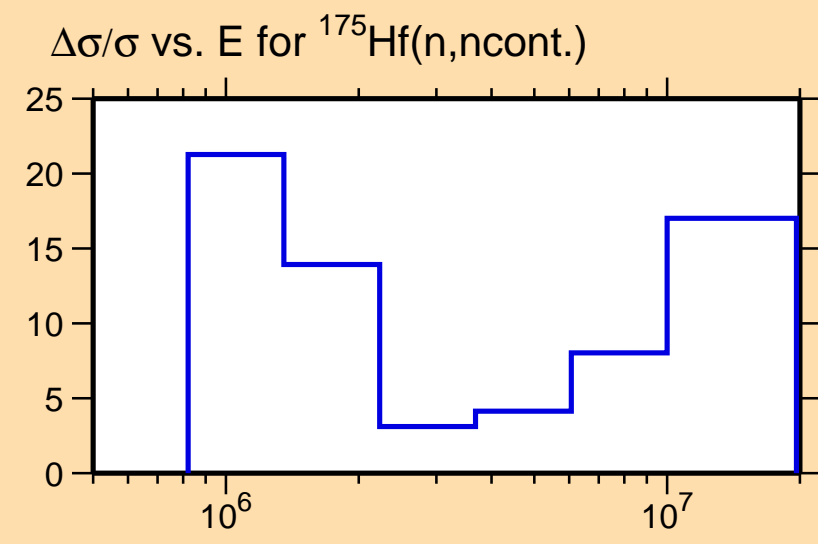




Ordinate scale is %  
relative standard deviation.

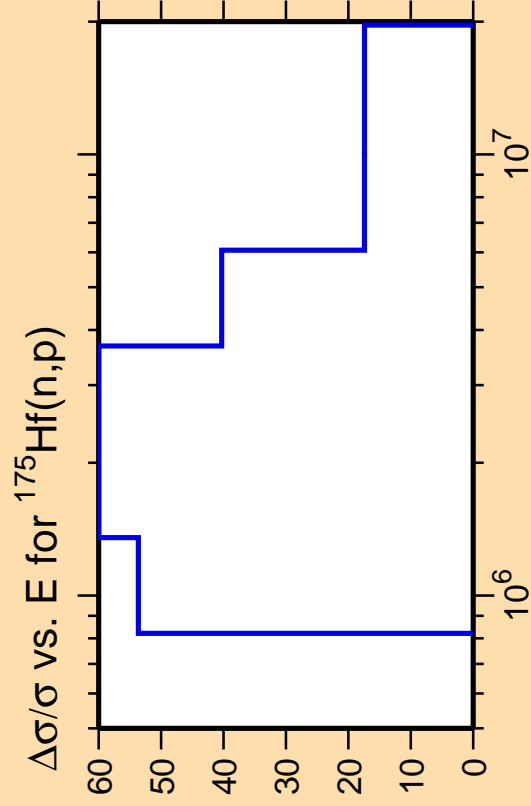
Abscissa scales are energy (eV).

Warning: some uncertainty  
data were suppressed.



Correlation Matrix




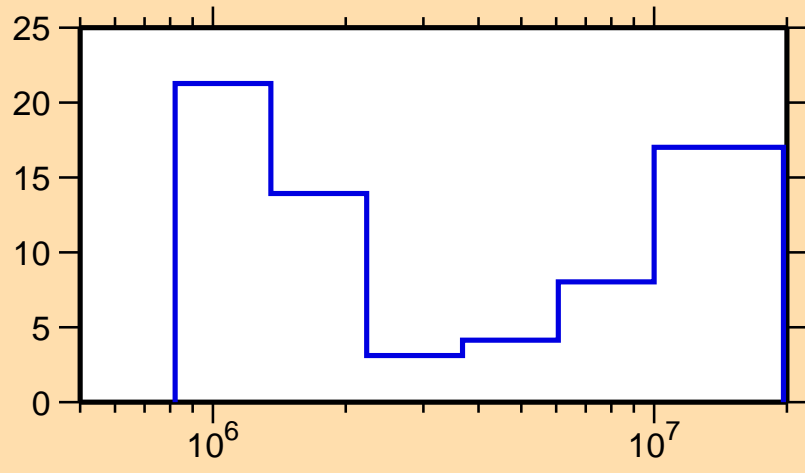


Ordinate scale is %  
relative standard deviation.

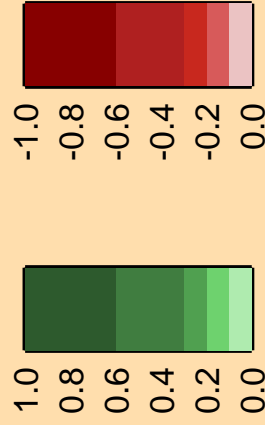
Abscissa scales are energy (eV).

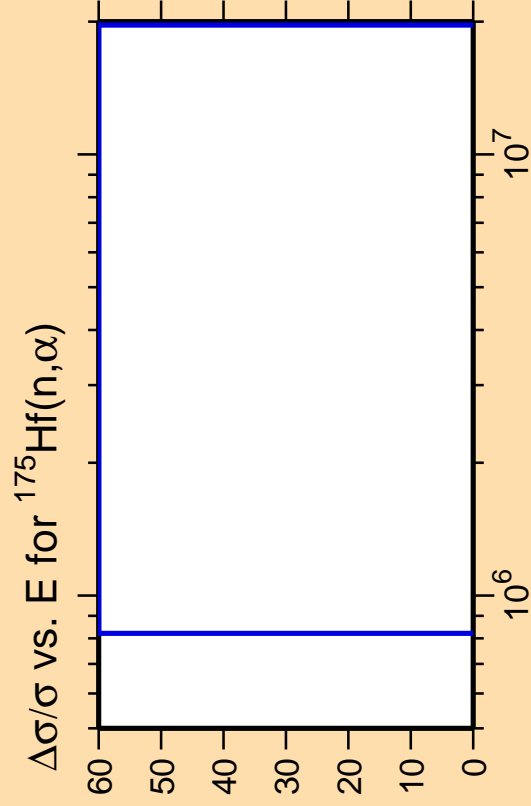
Warning: some uncertainty  
data were suppressed.

$\Delta\sigma/\sigma$  vs. E for  $^{175}\text{Hf}(n,n\text{cont.})$



Correlation Matrix

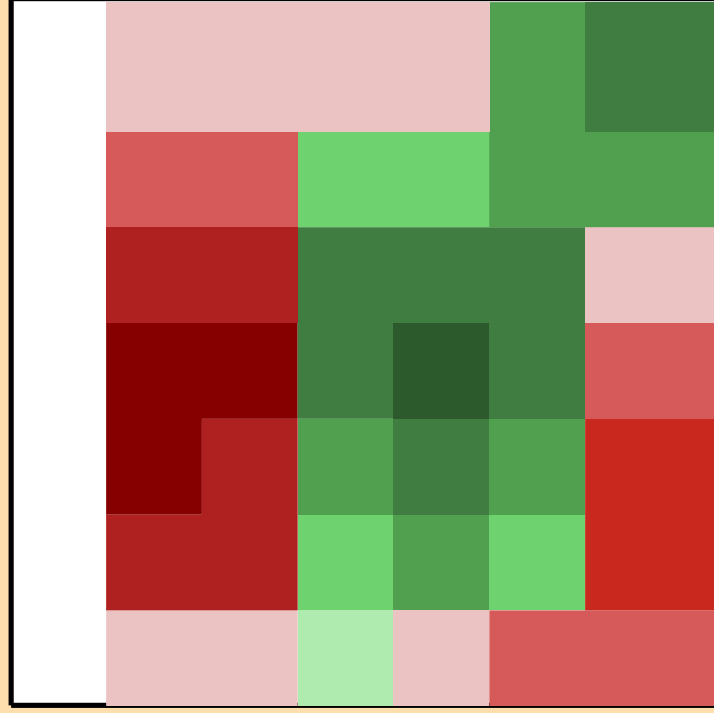
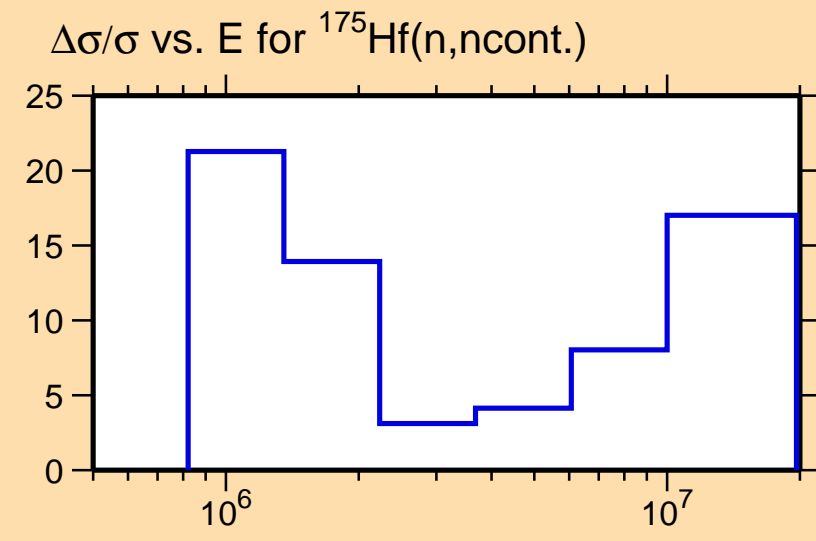


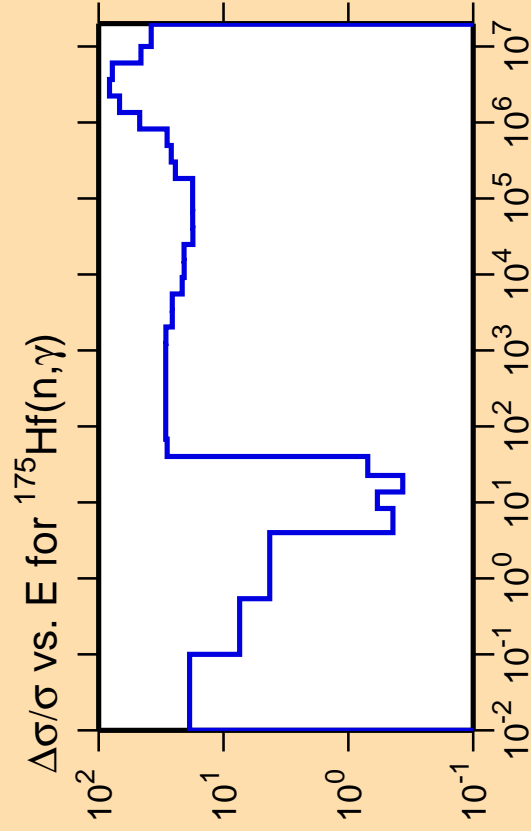


Ordinate scale is %  
relative standard deviation.

Abscissa scales are energy (eV).

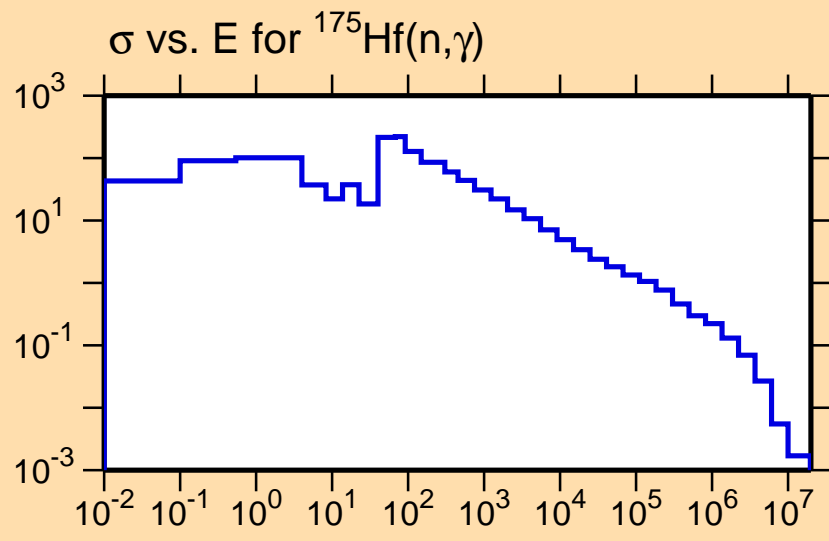
Warning: some uncertainty  
data were suppressed.





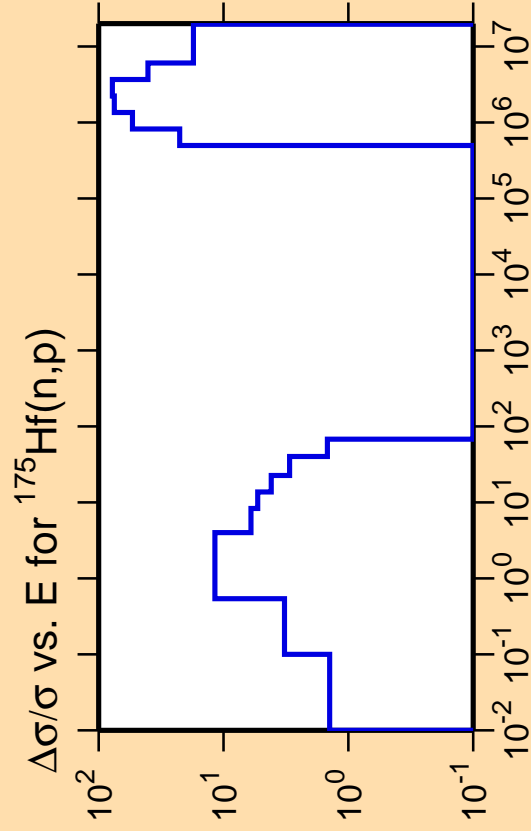
Ordinate scales are % relative standard deviation and barns.

Abscissa scales are energy (eV).



Correlation Matrix

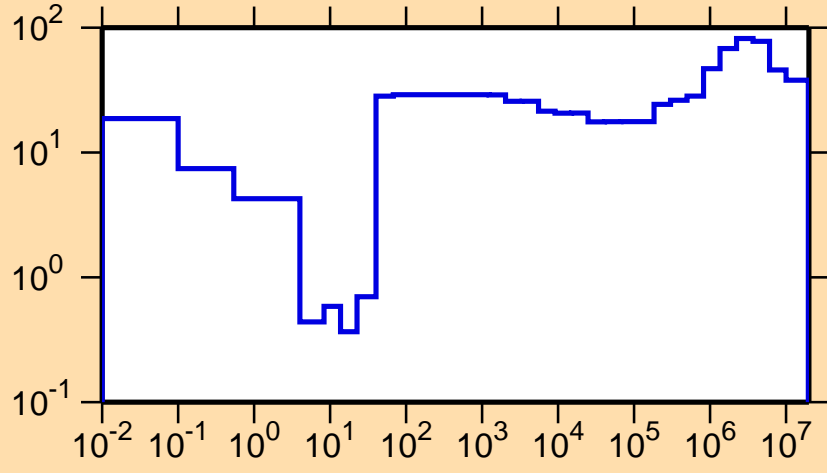




Ordinate scale is %  
relative standard deviation.

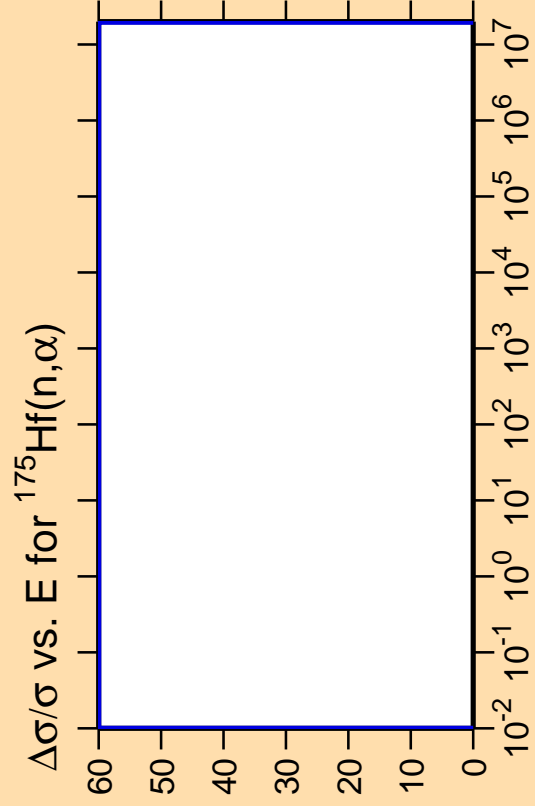
Abscissa scales are energy (eV).

$\Delta\sigma/\sigma$  vs. E for  $^{175}\text{Hf}(n,\gamma)$



Correlation Matrix



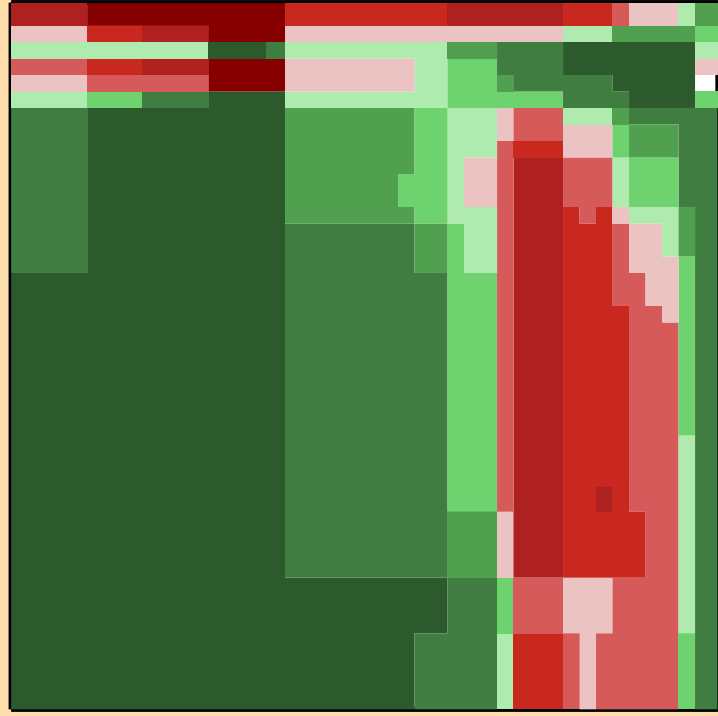
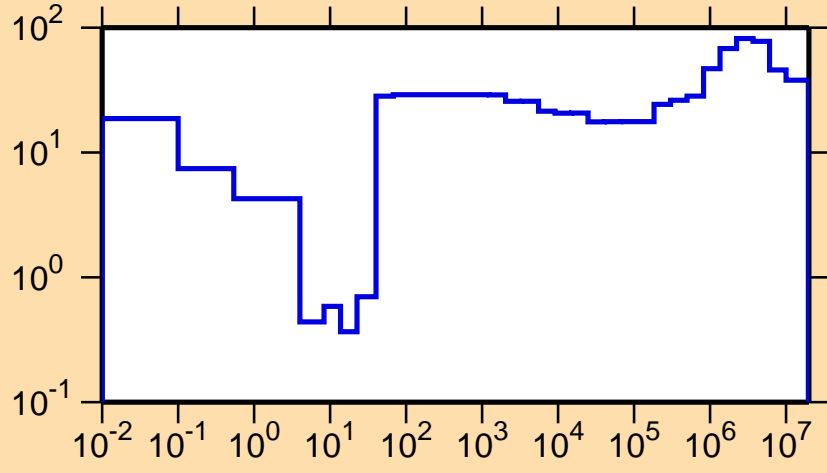


Ordinate scale is %  
relative standard deviation.

Abscissa scales are energy (eV).

Warning: some uncertainty  
data were suppressed.

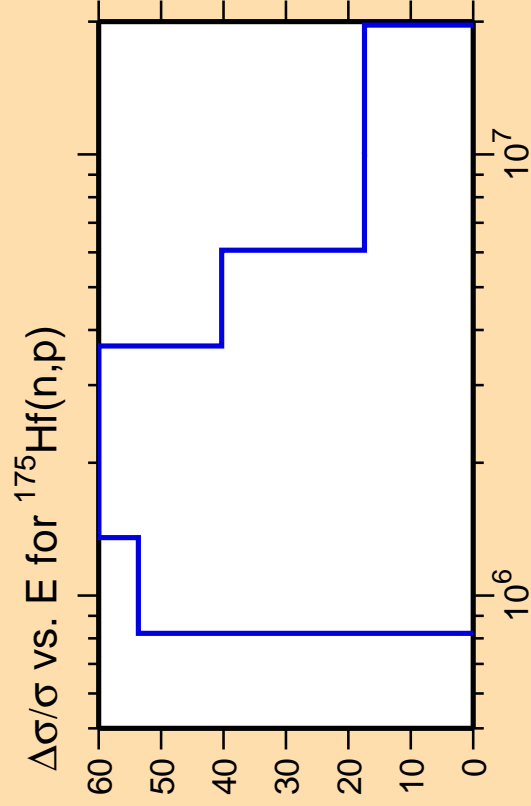
$\Delta\sigma/\sigma$  vs. E for  $^{175}\text{Hf}(n,\gamma)$



Correlation Matrix






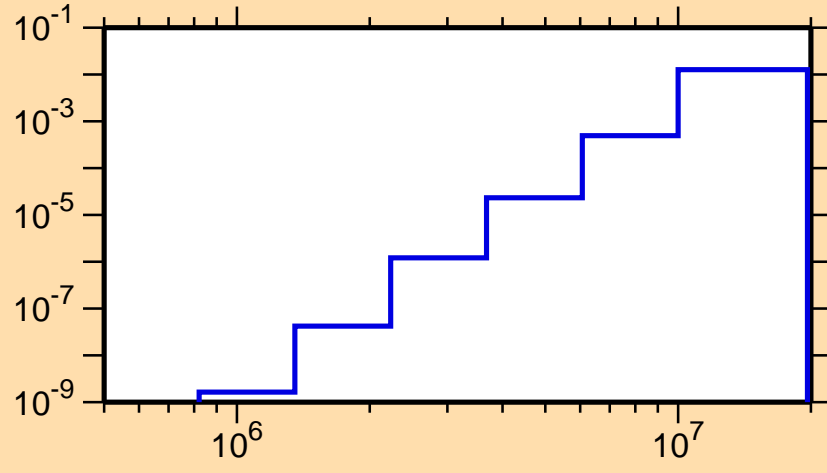


Ordinate scales are % relative standard deviation and barns.

Abscissa scales are energy (eV).

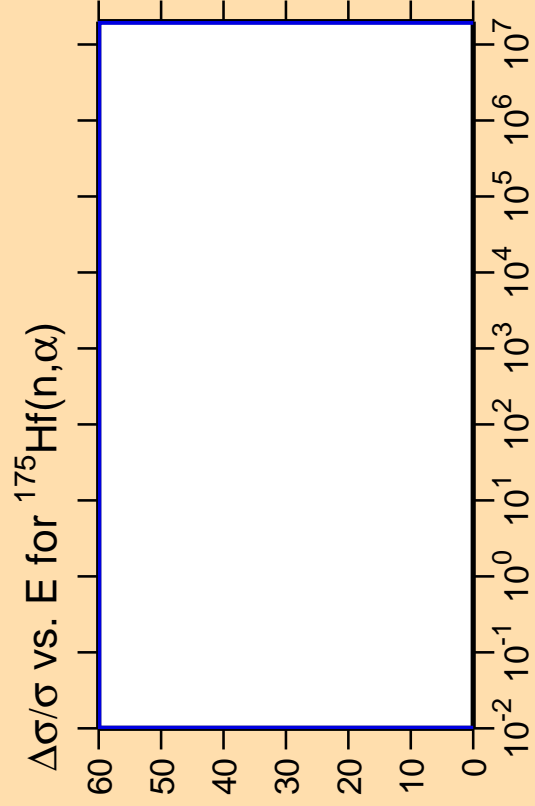
Warning: some uncertainty data were suppressed.

$\sigma$  vs. E for  $^{175}\text{Hf}(n,p)$



Correlation Matrix




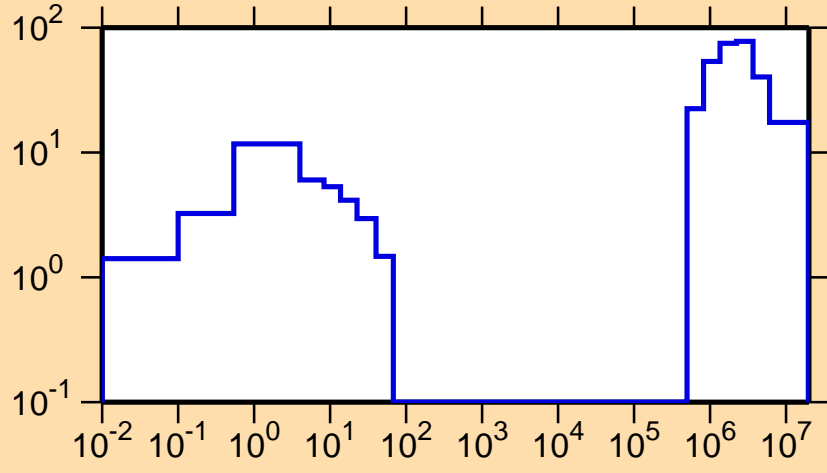


Ordinate scale is %  
relative standard deviation.

Abscissa scales are energy (eV).

Warning: some uncertainty  
data were suppressed.

$\Delta\sigma/\sigma$  vs. E for  $^{175}\text{Hf}(n,p)$



Correlation Matrix



$\Delta\sigma/\sigma$  vs. E for  $^{175}\text{Hf}(n,d)$

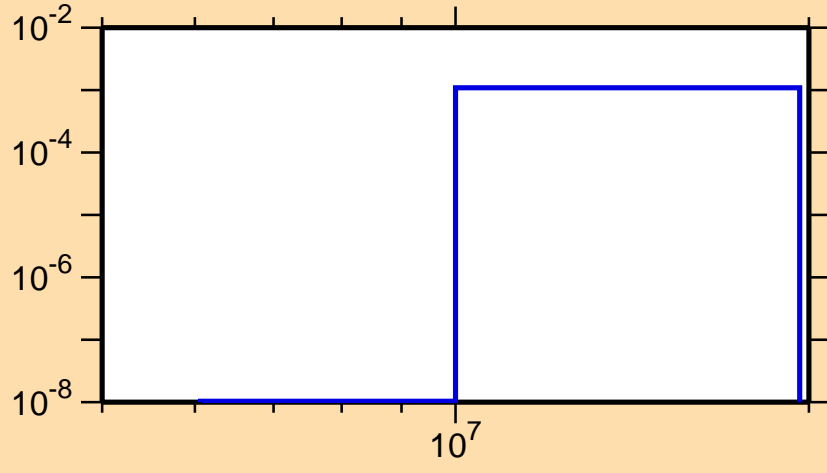


Ordinate scales are % relative standard deviation and barns.

Abscissa scales are energy (eV).

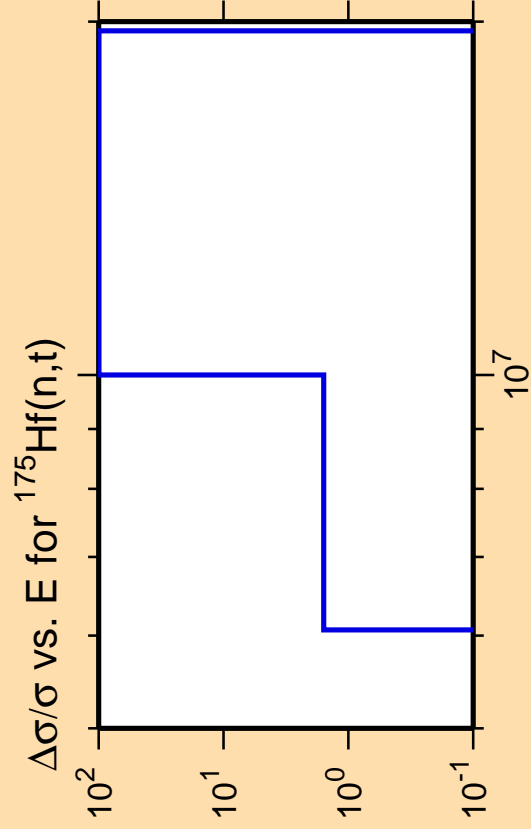
Warning: some uncertainty data were suppressed.

$\sigma$  vs. E for  $^{175}\text{Hf}(n,d)$



Correlation Matrix

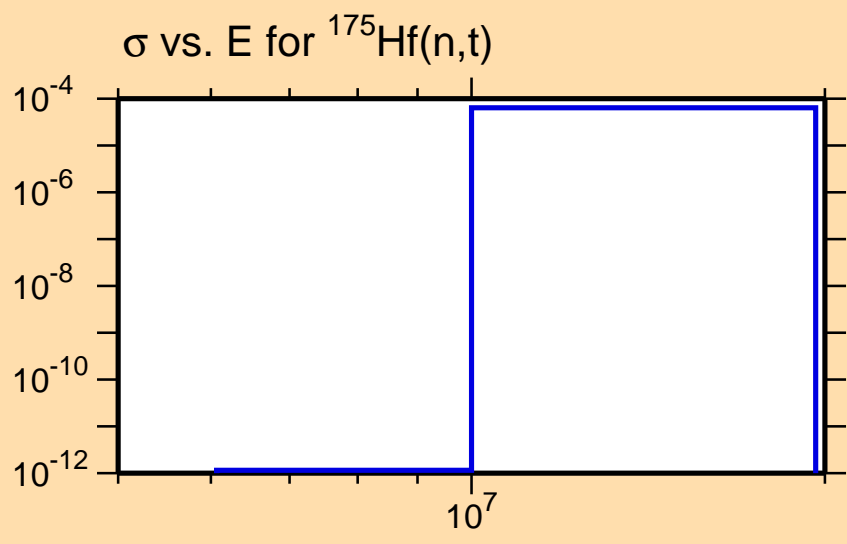




Ordinate scales are % relative standard deviation and barns.

Abscissa scales are energy (eV).

Warning: some uncertainty data were suppressed.



Correlation Matrix



$\Delta\sigma/\sigma$  vs. E for  $^{175}\text{Hf}(n,\text{He3})$




Ordinate scales are % relative standard deviation and barns.

Abscissa scales are energy (eV).

Warning: some uncertainty data were suppressed.

$\sigma$  vs. E for  $^{175}\text{Hf}(n,\text{He3})$



$10^7$

$10^{12}$

$10^6$

$10^0$

$10^{-6}$

$10^{-12}$

$10^{-18}$

$10^{-24}$

$10^{-30}$

$10^{-36}$

$10^{-42}$

$10^{-48}$

$10^{-54}$

$10^{-60}$

$10^{-66}$

$10^{-72}$

$10^{-78}$

$10^{-84}$

$10^{-90}$

$10^{-96}$

$10^{-102}$

$10^{-108}$

$10^{-114}$

$10^{-120}$

$10^{-126}$

$10^{-132}$

$10^{-138}$

$10^{-144}$

$10^{-150}$

$10^{-156}$

$10^{-162}$

$10^{-168}$

$10^{-174}$

$10^{-180}$

$10^{-186}$

$10^{-192}$

$10^{-198}$

$10^{-204}$

$10^{-210}$

$10^{-216}$

$10^{-222}$

$10^{-228}$

$10^{-234}$

$10^{-240}$

$10^{-246}$

$10^{-252}$

$10^{-258}$

$10^{-264}$

$10^{-270}$

$10^{-276}$

$10^{-282}$

$10^{-288}$

$10^{-294}$

$10^{-300}$

$10^{-306}$

$10^{-312}$

$10^{-318}$

$10^{-324}$

$10^{-330}$

$10^{-336}$

$10^{-342}$

$10^{-348}$

$10^{-354}$

$10^{-360}$

$10^{-366}$

$10^{-372}$

$10^{-378}$

$10^{-384}$

$10^{-390}$

$10^{-396}$

$10^{-402}$

$10^{-408}$

$10^{-414}$

$10^{-420}$

$10^{-426}$

$10^{-432}$

$10^{-438}$

$10^{-444}$

$10^{-450}$

$10^{-456}$

$10^{-462}$

$10^{-468}$

$10^{-474}$

$10^{-480}$

$10^{-486}$

$10^{-492}$

$10^{-498}$

$10^{-504}$

$10^{-510}$

$10^{-516}$

$10^{-522}$

$10^{-528}$

$10^{-534}$

$10^{-540}$

$10^{-546}$

$10^{-552}$

$10^{-558}$

$10^{-564}$

$10^{-570}$

$10^{-576}$

$10^{-582}$

$10^{-588}$

$10^{-594}$

$10^{-600}$

$10^{-606}$

$10^{-612}$

$10^{-618}$

$10^{-624}$

$10^{-630}$

$10^{-636}$

$10^{-642}$

$10^{-648}$

$10^{-654}$

$10^{-660}$

$10^{-666}$

$10^{-672}$

$10^{-678}$

$10^{-684}$

$10^{-690}$

$10^{-696}$

$10^{-702}$

$10^{-708}$

$10^{-714}$

$10^{-720}$

$10^{-726}$

$10^{-732}$

$10^{-738}$

$10^{-744}$

$10^{-750}$

$10^{-756}$

$10^{-762}$

$10^{-768}$

$10^{-774}$

$10^{-780}$

$10^{-786}$

$10^{-792}$

$10^{-798}$

$10^{-804}$

$10^{-810}$

$10^{-816}$

$10^{-822}$

$10^{-828}$

$10^{-834}$

$10^{-840}$

$10^{-846}$

$10^{-852}$

$10^{-858}$

$10^{-864}$

$10^{-870}$

$10^{-876}$

$10^{-882}$

$10^{-888}$

$10^{-894}$

$10^{-900}$

$10^{-906}$

$10^{-912}$

$10^{-918}$

$10^{-924}$

$10^{-930}$

$10^{-936}$

$10^{-942}$

$10^{-948}$

$10^{-954}$

$10^{-960}$

$10^{-966}$

$10^{-972}$

$10^{-978}$

$10^{-984}$

$10^{-990}$

$10^{-996}$

$10^{-1002}$

$10^{-1008}$

$10^{-1014}$

$10^{-1020}$

$10^{-1026}$

$10^{-1032}$

$10^{-1038}$

$10^{-1044}$

$10^{-1050}$

$10^{-1056}$

$10^{-1062}$

$10^{-1068}$

$10^{-1074}$

$10^{-1080}$

$10^{-1086}$

$10^{-1092}$

$10^{-1098}$

$10^{-1104}$

$10^{-1110}$

$10^{-1116}$

$10^{-1122}$

$10^{-1128}$

$10^{-1134}$

$10^{-1140}$

$10^{-1146}$

$10^{-1152}$

$10^{-1158}$

$10^{-1164}$

$10^{-1170}$

$10^{-1176}$

$10^{-1182}$

$10^{-1188}$

$10^{-1194}$

$10^{-1200}$

$10^{-1206}$

$10^{-1212}$

$10^{-1218}$

$10^{-1224}$

$10^{-1230}$

$10^{-1236}$

$10^{-1242}$

$10^{-1248}$

$10^{-1254}$

$10^{-1260}$

$10^{-1266}$

$10^{-1272}$

$10^{-1278}$

$10^{-1284}$

$10^{-1290}$

$10^{-1296}$

$10^{-1302}$

$10^{-1308}$

$10^{-1314}$

$10^{-1320}$

$10^{-1326}$

$10^{-1332}$

$10^{-1338}$

$10^{-1344}$

$10^{-1350}$

$10^{-1356}$

$10^{-1362}$

$10^{-1368}$

$10^{-1374}$

$10^{-1380}$

$10^{-1386}$

$10^{-1392}$

$10^{-1398}$

$10^{-1404}$

$10^{-1410}$

$10^{-1416}$

$10^{-1422}$

$10^{-1428}$

$10^{-1434}$

$10^{-1440}$

$10^{-1446}$

$10^{-1452}$

$10^{-1458}$

$10^{-1464}$

$10^{-1470}$

$10^{-1476}$

$10^{-1482}$

$10^{-1488}$

$10^{-1494}$

$10^{-1500}$

$10^{-1506}$

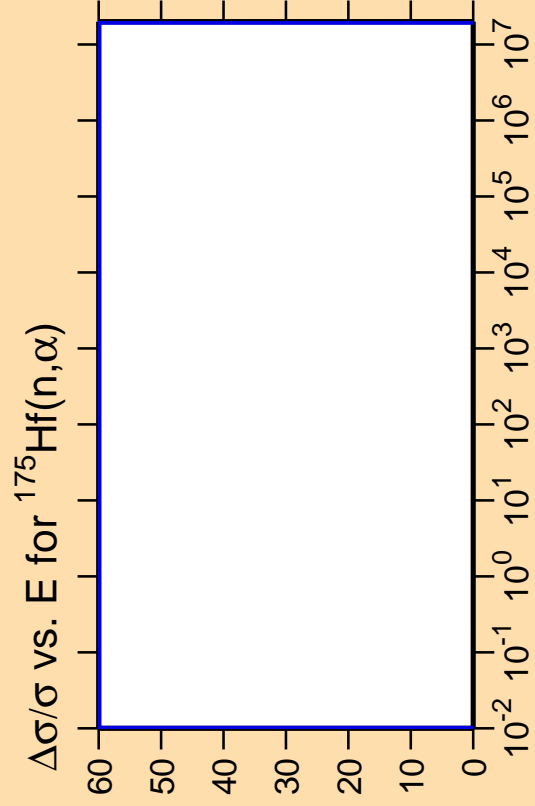
$10^{-1512}$

$10^{-1518}$

$10^{-1524}$

$10^{-1530}$


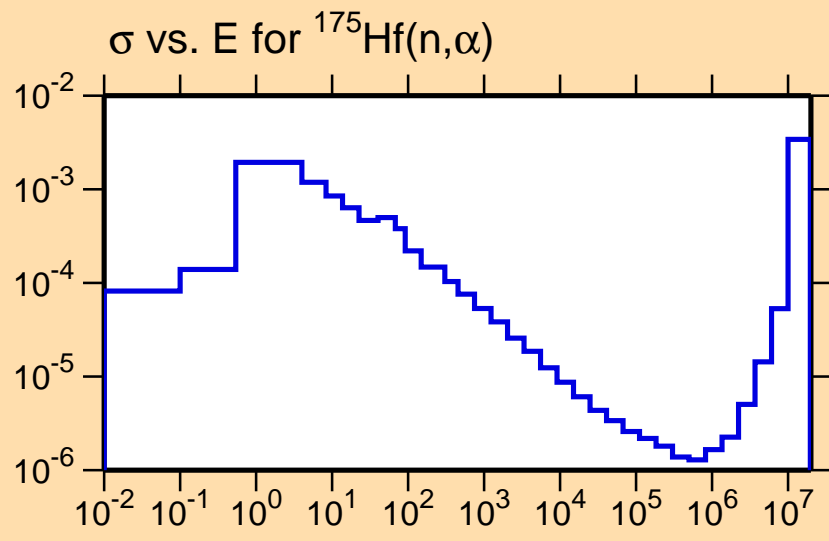
$10^{-1536}$



Ordinate scales are % relative standard deviation and barns.

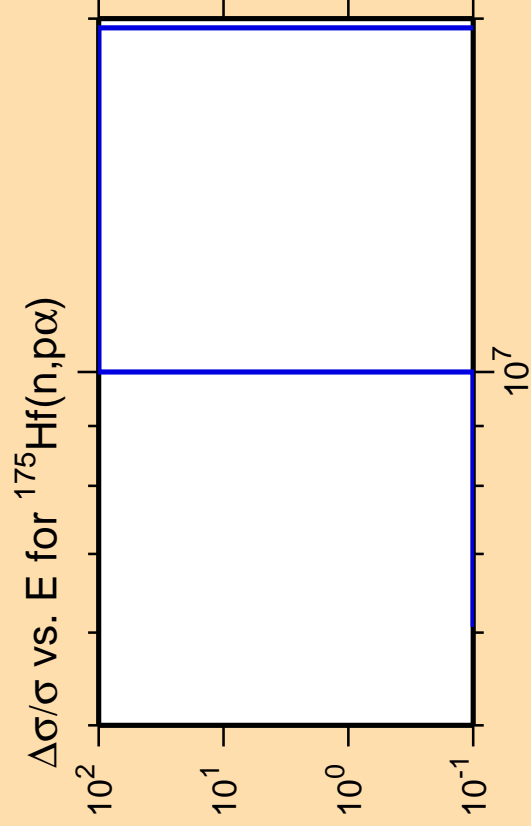
Abscissa scales are energy (eV).

Warning: some uncertainty data were suppressed.



Correlation Matrix

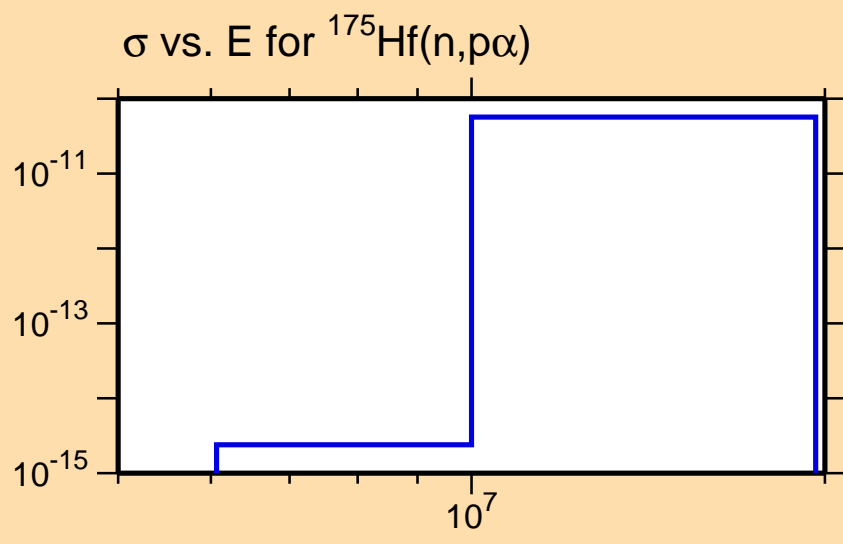




Ordinate scales are % relative standard deviation and barns.

Abscissa scales are energy (eV).

Warning: some uncertainty data were suppressed.



Correlation Matrix

